

# Dept of Virginia 2014-2015

20 Aug 2014

## Finishing First in the Membership Stakes

Hard action continues all around

Cardwell's Corral continues around the track at 56.9%. though Brown's Bonanza charged hard gaining 5% to 53%. Cdr Linkous and his trainers in the 9<sup>th</sup> make a major move flying around the outside into 1<sup>st</sup> place with an outstanding 64%. Cdr Humes in the 14<sup>th</sup> made a massive move through the middle passing 7 other districts this week..

Trainers continue working hard getting 14 Districts right at or above 50% of goals. Three districts are above 60% with two more on the verge

The "No Goose Egg" review is quickly approaching us. Get renewals and new members in now before 4 Sep. Don't hold them.

Get out and about and tell people about the organization. People want to join, they just don't know how and you can fix that.

Lewis Field,  
Department Track Announcer

North - AB Brown - 53.4%

West - Robert Cardwell - 56.9%

East - Al Steward - 48.2%

50%

55%

Trainers

Stable Owners

100% Jockeys

9

14

15

7

13

8

10

6

1

12

16

11

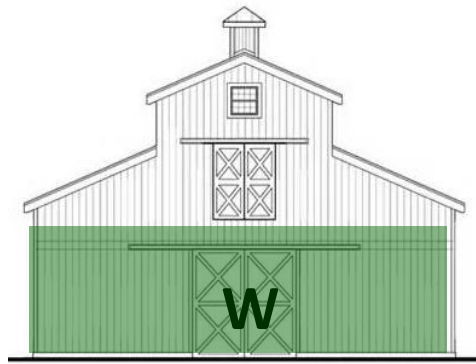
4

5

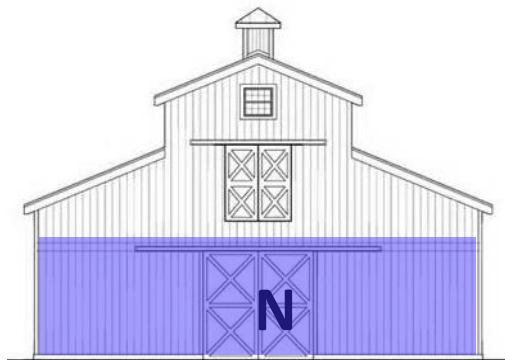
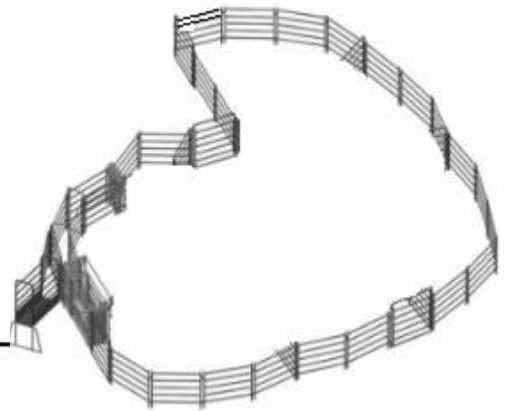
17

2

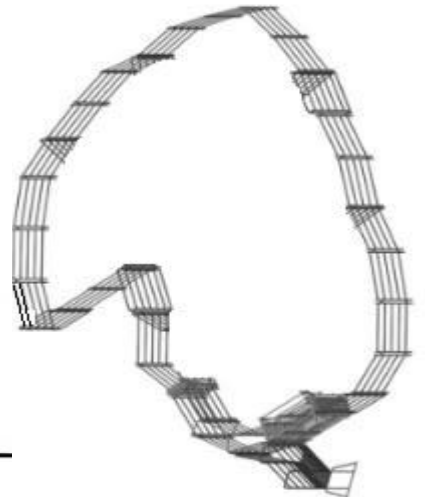
3



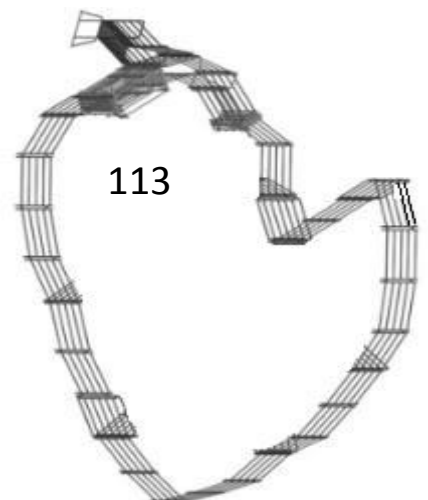
Cardwell's Corral



Brown's Bonanza



Steward's Stables



**THE AMERICAN LEGION**  
**DEPARTMENT OF VIRGINIA**  
**REGION AND DISTRICT STANDINGS**  
**AS OF 8/20/2014**

**Regional Standings**

| <b>Region</b> | <b>Stand-ings</b> | <b>Prior Year Mbrs</b> | <b>Curr Year Mbrs</b> | <b>Curr Year Goal</b> | <b>New Mbrs</b> | <b>Ren Mbrs</b> | <b>Paid Up For Life</b> | <b>Online</b> | <b>Per Cent of Goal</b> |
|---------------|-------------------|------------------------|-----------------------|-----------------------|-----------------|-----------------|-------------------------|---------------|-------------------------|
| WESTERN       | 1                 | 8365                   | 4860                  | 8542                  | 152             | 3764            | 700                     | 244           | 56.895%                 |
| NORTHERN      | 2                 | 16286                  | 8786                  | 16453                 | 223             | 5811            | 1733                    | 1019          | 53.401%                 |
| EASTERN       | 3                 | 12724                  | 6209                  | 12877                 | 188             | 4251            | 1100                    | 670           | 48.218%                 |

**District Standings**

| <b>District</b>        |    | <b>Prior Year Mbrs</b> | <b>Curr Year Mbrs</b> | <b>Curr Year Goal</b> | <b>New Mbrs</b> | <b>Ren Mbrs</b> | <b>Paid Up For Life</b> | <b>Online</b> | <b>Per Cent of Goal</b> |
|------------------------|----|------------------------|-----------------------|-----------------------|-----------------|-----------------|-------------------------|---------------|-------------------------|
| NINTH                  | 1  | 1019                   | 673                   | 1039                  | 12              | 488             | 137                     | 36            | 64.774%                 |
| FOURTEENTH             | 2  | 1080                   | 684                   | 1107                  | 11              | 509             | 133                     | 31            | 61.789%                 |
| FIFTEENTH              | 3  | 2139                   | 1312                  | 2161                  | 27              | 1054            | 158                     | 73            | 60.713%                 |
| SEVENTH                | 4  | 977                    | 590                   | 991                   | 15              | 407             | 138                     | 30            | 59.536%                 |
| THIRTEENTH             | 5  | 1927                   | 1160                  | 1950                  | 60              | 755             | 249                     | 96            | 59.487%                 |
| EIGHTH                 | 6  | 1271                   | 771                   | 1314                  | 6               | 589             | 151                     | 25            | 58.676%                 |
| TENTH                  | 7  | 1830                   | 1054                  | 1849                  | 61              | 833             | 95                      | 65            | 57.004%                 |
| SIXTH                  | 8  | 1785                   | 1017                  | 1812                  | 27              | 844             | 113                     | 33            | 56.126%                 |
| FIRST                  | 9  | 663                    | 362                   | 649                   | 18              | 249             | 62                      | 33            | 55.778%                 |
| TWELFTH                | 10 | 1691                   | 903                   | 1721                  | 21              | 608             | 157                     | 117           | 52.469%                 |
| SIXTEENTH              | 11 | 4293                   | 2259                  | 4334                  | 57              | 1381            | 481                     | 340           | 52.123%                 |
| ELEVENTH               | 12 | 3103                   | 1612                  | 3144                  | 31              | 1118            | 299                     | 164           | 51.272%                 |
| FOURTH                 | 13 | 1642                   | 836                   | 1667                  | 25              | 634             | 120                     | 57            | 50.150%                 |
| FIFTH                  | 14 | 1483                   | 755                   | 1537                  | 31              | 603             | 66                      | 55            | 49.122%                 |
| SEVENTEENTH            | 15 | 6847                   | 3371                  | 6901                  | 68              | 2112            | 712                     | 479           | 48.848%                 |
| SECOND                 | 16 | 2736                   | 1219                  | 2773                  | 43              | 862             | 145                     | 169           | 43.960%                 |
| THIRD                  | 17 | 2889                   | 1277                  | 2923                  | 50              | 780             | 317                     | 130           | 43.688%                 |
| <b>TRADITIONAL:</b>    |    | 37375                  | 19855                 | 37872                 | 563             | 13826           | 3533                    | 1933          | 52.427%                 |
| <b>POST 141:</b>       |    | 7963                   | 2847                  | 9227                  | 9               | 1800            | 392                     | 646           | 30.855%                 |
| <b>CYBERPOST 1919:</b> |    | 0                      | 0                     | 1                     | 0               | 0               | 0                       |               | 0.000%                  |
| <b>SUBTOTAL:</b>       |    | 45338                  | 22702                 | 47100                 | 572             | 15626           | 3925                    | 2579          | 48.200%                 |
| <b>NEW DMS:</b>        |    |                        | 0                     | 0                     |                 |                 |                         |               |                         |
| <b>OVERALL TOTAL</b>   |    |                        | 22702                 | 47100                 |                 |                 |                         |               |                         |

**YEAR TO DATE TOTALS AND SUMMARY**

|                                     |       |
|-------------------------------------|-------|
| <b>CURRENT YEAR GOAL:</b>           | 47100 |
| <b>MEMBERSHIP AS OF 8/20/2014 :</b> | 22702 |
| <b>REMAINDER TO MEET GOAL:</b>      | 24398 |

**EASTERN REGION-- FIRST DISTRICT-- (5 Posts)**

| Post                       | Location     | Last Transmittal | Prior Year Mbrs | Curr Year Mbrs | 9/4/2014 50% Target Goal | Curr Year Goal | New Mbrs | Ren Mbrs | Paid Up For Life | On-line | Per Cent of Goal |
|----------------------------|--------------|------------------|-----------------|----------------|--------------------------|----------------|----------|----------|------------------|---------|------------------|
| 56 +                       | NORTHAMPTON  | 8/12/2014        | 231             | 139            | 117                      | 234            | 4        | 101      | 15               | 19      | 59.402%          |
| 100                        | PARKSLEY     | 8/5/2014         | 15              | 7              | 8                        | 16             | 1        | 4        | 2                | 0       | 43.750%          |
| 101                        | ONANCOCK     | 7/21/2014        | 15              | 4              | 8                        | 16             | 0        | 0        | 4                | 0       | 25.000%          |
| 159 +                      | CHINCOTEAGUE | 8/20/2014        | 364             | 205            | 184                      | 367            | 13       | 144      | 34               | 14      | 55.858%          |
| 400                        | EXMORE       | 7/21/2014        | 38              | 7              | 8                        | 16             | 0        | 0        | 7                | 0       | 43.750%          |
| <b>CDR: RALPH ORZO(56)</b> |              |                  | 663             | 362            | 325                      | 649            | 18       | 249      | 62               | 33      | 55.778%          |

**EASTERN REGION-- SECOND DISTRICT-- (14 Posts)**

| Post                         | Location       | Last Transmittal | Prior Year Mbrs | Curr Year Mbrs | 9/4/2014 50% Target Goal | Curr Year Goal | New Mbrs | Ren Mbrs | Paid Up For Life | On-line | Per Cent of Goal |
|------------------------------|----------------|------------------|-----------------|----------------|--------------------------|----------------|----------|----------|------------------|---------|------------------|
| 5                            | NORFOLK        | 8/6/2014         | 190             | 51             | 97                       | 193            | 6        | 37       | 3                | 5       | 26.425%          |
| 35                           | NORFOLK        | 8/20/2014        | 91              | 38             | 47                       | 93             | 1        | 23       | 4                | 10      | 40.860%          |
| 37                           | PORTSMOUTH     | 8/6/2014         | 9               | 6              | 8                        | 16             | 0        | 5        | 0                | 1       | 37.500%          |
| 60 +                         | NORFOLK        | 8/20/2014        | 47              | 40             | 24                       | 48             | 6        | 26       | 3                | 5       | 83.333%          |
| 81 +                         | VIRGINIA BEACH | 8/6/2014         | 13              | 10             | 8                        | 16             | 0        | 8        | 2                | 0       | 62.500%          |
| 110 +                        | VIRGINIA BEACH | 8/20/2014        | 342             | 187            | 173                      | 345            | 3        | 125      | 36               | 23      | 54.203%          |
| 113 ***                      | PRINCESS ANNE  | 8/20/2014        | 49              | 51             | 25                       | 50             | 3        | 42       | 4                | 2       | 102.000%         |
| 118 +                        | NORFOLK        | 8/5/2014         | 27              | 16             | 14                       | 28             | 0        | 10       | 4                | 2       | 57.143%          |
| 190                          | PORTSMOUTH     | 8/1/2014         | 299             | 12             | 151                      | 302            | 0        | 0        | 6                | 6       | 3.974%           |
| 204 +                        | NORFOLK        | 8/5/2014         | 53              | 34             | 27                       | 54             | 0        | 30       | 1                | 3       | 62.963%          |
| 280                          | CHESAPEAKE     | 8/20/2014        | 431             | 213            | 218                      | 435            | 8        | 142      | 20               | 43      | 48.966%          |
| 310 +                        | CHURCHLAND     | 8/20/2014        | 74              | 48             | 38                       | 75             | 0        | 34       | 5                | 9       | 64.000%          |
| 327                          | NORFOLK        | 8/20/2014        | 1023            | 512            | 514                      | 1028           | 16       | 380      | 56               | 60      | 49.805%          |
| 1992                         | VIRGINIA BEACH | 7/21/2014        | 88              | 1              | 45                       | 90             | 0        | 0        | 1                | 0       | 1.111%           |
| <b>CDR: ROD. DRUMMOND(5)</b> |                |                  | 2736            | 1219           | 1387                     | 2773           | 43       | 862      | 145              | 169     | 43.960%          |

**EASTERN REGION-- THIRD DISTRICT-- (17 Posts)**

| Post  | Location     | Last Transmittal | Prior Year Mbrs | Curr Year Mbrs | 9/4/2014 50% Target Goal | Curr Year Goal | New Mbrs | Ren Mbrs | Paid Up For Life | On-line | Per Cent of Goal |
|-------|--------------|------------------|-----------------|----------------|--------------------------|----------------|----------|----------|------------------|---------|------------------|
| 25    | NEWPORT NEWS | 8/14/2014        | 332             | 158            | 168                      | 335            | 8        | 115      | 26               | 9       | 47.164%          |
| 31    | HAMPTON      | 8/20/2014        | 85              | 33             | 44                       | 87             | 1        | 14       | 14               | 4       | 37.931%          |
| 39 +  | WILLIAMSBURG | 8/20/2014        | 102             | 61             | 52                       | 104            | 1        | 46       | 7                | 7       | 58.654%          |
| 48 +  | HAMPTON      | 8/12/2014        | 114             | 68             | 58                       | 116            | 1        | 25       | 34               | 8       | 58.621%          |
| 61    | CHARLES CITY | 8/12/2014        | 42              | 14             | 22                       | 43             | 0        | 13       | 1                | 0       | 32.558%          |
| 67    | HAMPTON      | 8/20/2014        | 164             | 65             | 83                       | 166            | 2        | 33       | 23               | 7       | 39.157%          |
| 75    | GLOUCESTER   | 8/20/2014        | 193             | 86             | 98                       | 196            | 0        | 47       | 28               | 11      | 43.878%          |
| 83 +  | MATHEWS      | 8/20/2014        | 183             | 94             | 93                       | 186            | 1        | 67       | 15               | 11      | 50.538%          |
| 165 + | YORKTOWN     | 8/12/2014        | 22              | 15             | 12                       | 23             | 0        | 8        | 6                | 1       | 65.217%          |
| 172   | WEST POINT   | 7/30/2014        | 34              | 14             | 18                       | 35             | 0        | 12       | 1                | 1       | 40.000%          |
| 255 + | NEWPORT NEWS | 8/12/2014        | 97              | 55             | 50                       | 99             | 2        | 44       | 3                | 6       | 55.556%          |

**EASTERN REGION-- THIRD DISTRICT-- (17 Posts)**

| Post                        | Location     | Last Transmittal | Prior Year Mbrs | Curr Year Mbrs | 9/4/2014 50% Target Goal | Curr Year Goal | New Mbrs | Ren Mbrs | Paid Up For Life | On-line | Per Cent of Goal |
|-----------------------------|--------------|------------------|-----------------|----------------|--------------------------|----------------|----------|----------|------------------|---------|------------------|
| 273 +                       | POQUOSON     | 8/5/2014         | 122             | 74             | 62                       | 124            | 1        | 38       | 28               | 7       | 59.677%          |
| 314 +                       | AYLETT       | 8/20/2014        | 23              | 20             | 12                       | 24             | 4        | 1        | 15               | 0       | 83.333%          |
| 368                         | NEWPORT NEWS | 8/20/2014        | 1218            | 431            | 612                      | 1223           | 28       | 260      | 98               | 45      | 35.241%          |
| 1776 +                      | WILLIAMSBURG | 8/20/2014        | 94              | 65             | 48                       | 96             | 1        | 50       | 6                | 8       | 67.708%          |
| 1991                        | TABB         | 8/1/2014         | 27              | 7              | 14                       | 28             | 0        | 0        | 3                | 4       | 25.000%          |
| 1997                        | HAMPTON      | 8/20/2014        | 37              | 17             | 19                       | 38             | 0        | 7        | 9                | 1       | 44.737%          |
| <b>CDR: FLOYD BROWN(31)</b> |              |                  | 2889            | 1277           | 1462                     | 2923           | 50       | 780      | 317              | 130     | 43.688%          |

**EASTERN REGION-- FOURTH DISTRICT-- (14 Posts)**

| Post                            | Location   | Last Transmittal | Prior Year Mbrs | Curr Year Mbrs | 9/4/2014 50% Target Goal | Curr Year Goal | New Mbrs | Ren Mbrs | Paid Up For Life | On-line | Per Cent of Goal |
|---------------------------------|------------|------------------|-----------------|----------------|--------------------------|----------------|----------|----------|------------------|---------|------------------|
| 2                               | PETERSBURG | 8/20/2014        | 408             | 138            | 206                      | 412            | 4        | 88       | 24               | 22      | 33.495%          |
| 46                              | EMPORIA    | 8/20/2014        | 55              | 23             | 28                       | 56             | 0        | 19       | 3                | 1       | 41.071%          |
| 49 +                            | SMITHFIELD | 8/12/2014        | 182             | 94             | 93                       | 185            | 0        | 68       | 19               | 7       | 50.811%          |
| 57                              | SUFFOLK    | 8/5/2014         | 101             | 48             | 52                       | 103            | 2        | 39       | 4                | 3       | 46.602%          |
| 73 +                            | FRANKLIN   | 7/30/2014        | 119             | 69             | 61                       | 121            | 1        | 55       | 11               | 2       | 57.025%          |
| 88 +                            | SUFFOLK    | 8/20/2014        | 72              | 41             | 37                       | 73             | 0        | 34       | 4                | 3       | 56.164%          |
| 120                             | DISPUTANTA | 8/1/2014         | 153             | 65             | 78                       | 155            | 5        | 35       | 17               | 8       | 41.935%          |
| 146 +                           | HOPEWELL   | 8/12/2014        | 347             | 214            | 175                      | 350            | 6        | 168      | 32               | 8       | 61.143%          |
| 149 +                           | DINWIDDIE  | 8/20/2014        | 26              | 20             | 14                       | 27             | 0        | 18       | 1                | 1       | 74.074%          |
| 151 +                           | EMPORIA    | 7/16/2014        | 76              | 76             | 39                       | 78             | 4        | 72       | 0                | 0       | 97.436%          |
| 160 +                           | SURRY      | 8/6/2014         | 35              | 23             | 18                       | 36             | 0        | 20       | 2                | 1       | 63.889%          |
| 191                             | WAVERLY    | 8/5/2014         | 29              | 4              | 15                       | 30             | 0        | 3        | 1                | 0       | 13.333%          |
| 264 +                           | JARRATT    | 8/1/2014         | 19              | 10             | 10                       | 20             | 0        | 7        | 2                | 1       | 50.000%          |
| 276 +                           | BOYKINS    | 8/5/2014         | 20              | 11             | 11                       | 21             | 3        | 8        | 0                | 0       | 52.381%          |
| <b>CDR: JAMES ROVINSKI(120)</b> |            |                  | 1642            | 836            | 834                      | 1667           | 25       | 634      | 120              | 57      | 50.150%          |

**EASTERN REGION-- ELEVENTH DISTRICT-- (20 Posts)**

| Post  | Location         | Last Transmittal | Prior Year Mbrs | Curr Year Mbrs | 9/4/2014 50% Target Goal | Curr Year Goal | New Mbrs | Ren Mbrs | Paid Up For Life | On-line | Per Cent of Goal |
|-------|------------------|------------------|-----------------|----------------|--------------------------|----------------|----------|----------|------------------|---------|------------------|
| 1     | RICHMOND         | 8/6/2014         | 92              | 33             | 47                       | 94             | 0        | 16       | 11               | 6       | 35.106%          |
| 38 +  | RICHMOND         | 8/12/2014        | 22              | 14             | 12                       | 23             | 0        | 13       | 1                | 0       | 60.870%          |
| 84    | RICHMOND         | 7/21/2014        | 139             | 30             | 71                       | 141            | 0        | 0        | 25               | 5       | 21.277%          |
| 87    | AMELIA           | 7/21/2014        | 85              | 17             | 44                       | 87             | 0        | 0        | 17               | 0       | 19.540%          |
| 91    | CHESTERFIELD     | 7/21/2014        | 12              | 4              | 8                        | 16             | 0        | 0        | 3                | 1       | 25.000%          |
| 108   | RICHMOND         | 8/6/2014         | 43              | 17             | 22                       | 44             | 0        | 13       | 3                | 1       | 38.636%          |
| 125   | RICHMOND         | 8/12/2014        | 146             | 37             | 74                       | 148            | 0        | 30       | 4                | 3       | 25.000%          |
| 136   | ETTRICK          | 8/13/2014        | 30              | 15             | 16                       | 31             | 0        | 15       | 0                | 0       | 48.387%          |
| 137 + | RICHMOND         | 8/20/2014        | 203             | 116            | 103                      | 206            | 3        | 84       | 21               | 8       | 56.311%          |
| 144 + | HIGHLAND SPRINGS | 8/20/2014        | 222             | 126            | 113                      | 225            | 6        | 93       | 16               | 11      | 56.000%          |

**EASTERN REGION-- ELEVENTH DISTRICT-- (20 Posts)**

| Post                          | Location         | Last Transmittal | Prior Year Mbrs | Curr Year Mbrs | 9/4/2014 50% Target Goal | Curr Year Goal | New Mbrs | Ren Mbrs | Paid Up For Life | On-line | Per Cent of Goal |
|-------------------------------|------------------|------------------|-----------------|----------------|--------------------------|----------------|----------|----------|------------------|---------|------------------|
| 186 +                         | MIDLOTHIAN       | 8/14/2014        | 352             | 215            | 178                      | 355            | 5        | 158      | 24               | 28      | 60.563%          |
| 189 +                         | RICHMOND         | 8/20/2014        | 31              | 24             | 16                       | 32             | 5        | 10       | 9                | 0       | 75.000%          |
| 201 +                         | POWHATAN         | 8/20/2014        | 101             | 71             | 52                       | 103            | 0        | 46       | 16               | 9       | 68.932%          |
| 210                           | RICHMOND         | 7/21/2014        | 29              | 2              | 15                       | 30             | 0        | 0        | 1                | 1       | 6.667%           |
| 233                           | RICHMOND         | 7/21/2014        | 57              | 17             | 29                       | 58             | 1        | 8        | 5                | 3       | 29.310%          |
| 242 +                         | SANDSTON         | 8/20/2014        | 93              | 52             | 48                       | 95             | 0        | 41       | 10               | 1       | 54.737%          |
| 244 +                         | GLEN ALLEN       | 8/12/2014        | 143             | 87             | 73                       | 145            | 1        | 70       | 8                | 8       | 60.000%          |
| 284 +                         | COLONIAL HEIGHTS | 8/20/2014        | 1123            | 692            | 564                      | 1128           | 10       | 493      | 119              | 70      | 61.348%          |
| 354                           | RICHMOND         | 8/1/2014         | 126             | 7              | 64                       | 128            | 0        | 0        | 2                | 5       | 5.469%           |
| 361 +                         | RICHMOND         | 8/20/2014        | 54              | 36             | 28                       | 55             | 0        | 28       | 4                | 4       | 65.455%          |
| <b>CDR: CHUCK TALLEY(144)</b> |                  |                  | 3103            | 1612           | 1572                     | 3144           | 31       | 1118     | 299              | 164     | 51.272%          |

**EASTERN REGION-- TWELFTH DISTRICT-- (13 Posts)**

| Post                          | Location        | Last Transmittal | Prior Year Mbrs | Curr Year Mbrs | 9/4/2014 50% Target Goal | Curr Year Goal | New Mbrs | Ren Mbrs | Paid Up For Life | On-line | Per Cent of Goal |
|-------------------------------|-----------------|------------------|-----------------|----------------|--------------------------|----------------|----------|----------|------------------|---------|------------------|
| 55 +                          | FREDERICKSBURG  | 8/12/2014        | 161             | 90             | 82                       | 163            | 2        | 63       | 16               | 9       | 55.215%          |
| 64 +                          | TAPPAHANNOCK    | 8/5/2014         | 57              | 33             | 29                       | 58             | 0        | 27       | 3                | 3       | 56.897%          |
| 82                            | SALUDA          | 7/21/2014        | 29              | 9              | 15                       | 30             | 0        | 0        | 7                | 2       | 30.000%          |
| 86 +                          | KILMARNOCK      | 8/12/2014        | 122             | 73             | 62                       | 124            | 2        | 48       | 13               | 10      | 58.871%          |
| 89                            | KING GEORGE     | 8/6/2014         | 212             | 105            | 108                      | 215            | 2        | 58       | 27               | 18      | 48.837%          |
| 117                           | REEDVILLE       | 8/20/2014        | 198             | 99             | 101                      | 201            | 0        | 85       | 11               | 3       | 49.254%          |
| 148 +                         | COLONIAL BEACH  | 8/12/2014        | 243             | 127            | 123                      | 246            | 6        | 92       | 14               | 15      | 51.626%          |
| 221 +                         | CAROLINE COUNTY | 8/12/2014        | 60              | 33             | 31                       | 61             | 1        | 19       | 8                | 5       | 54.098%          |
| 241                           | STORMONT        | 7/17/2014        | 9               | 1              | 8                        | 16             | 0        | 0        | 0                | 1       | 6.250%           |
| 252 +                         | MONTROSS        | 8/5/2014         | 62              | 41             | 32                       | 63             | 0        | 23       | 9                | 9       | 65.079%          |
| 320 +                         | SPOTSYLVANIA    | 8/20/2014        | 464             | 248            | 234                      | 468            | 7        | 153      | 48               | 40      | 52.991%          |
| 329 +                         | DAHLGREN        | 8/20/2014        | 43              | 30             | 22                       | 44             | 0        | 30       | 0                | 0       | 68.182%          |
| 401                           | WARSAW          | 8/20/2014        | 31              | 14             | 16                       | 32             | 1        | 10       | 1                | 2       | 43.750%          |
| <b>CDR: RON CURLINGS(221)</b> |                 |                  | 1691            | 903            | 861                      | 1721           | 21       | 608      | 157              | 117     | 52.469%          |

**NORTHERN REGION-- THIRTEENTH DISTRICT-- (10 Posts)**

| Post  | Location        | Last Transmittal | Prior Year Mbrs | Curr Year Mbrs | 9/4/2014 50% Target Goal | Curr Year Goal | New Mbrs | Ren Mbrs | Paid Up For Life | On-line | Per Cent of Goal |
|-------|-----------------|------------------|-----------------|----------------|--------------------------|----------------|----------|----------|------------------|---------|------------------|
| 74 +  | CHARLOTTESVILLE | 8/20/2014        | 722             | 477            | 364                      | 727            | 22       | 293      | 131              | 31      | 65.612%          |
| 90 +  | BEAVERDAM       | 8/20/2014        | 35              | 22             | 18                       | 36             | 2        | 13       | 4                | 3       | 61.111%          |
| 116 + | LOUISA          | 8/20/2014        | 91              | 66             | 47                       | 93             | 7        | 42       | 11               | 6       | 70.968%          |
| 128 + | STANARDSVILLE   | 8/13/2014        | 87              | 51             | 45                       | 89             | 4        | 43       | 2                | 2       | 57.303%          |
| 156 + | ORANGE          | 8/12/2014        | 207             | 124            | 105                      | 210            | 3        | 97       | 17               | 7       | 59.048%          |
| 157   | MADISON         | 8/1/2014         | 139             | 63             | 71                       | 141            | 5        | 29       | 20               | 9       | 44.681%          |
| 175 + | MECHANICSVILLE  | 8/20/2014        | 314             | 167            | 159                      | 317            | 2        | 123      | 21               | 21      | 52.681%          |

**NORTHERN REGION-- THIRTEENTH DISTRICT-- (10 Posts)**

| Post                         | Location        | Last Transmittal | Prior Year Mbrs | Curr Year Mbrs | 9/4/2014 50% Target Goal | Curr Year Goal | New Mbrs | Ren Mbrs | Paid Up For Life | On-line | Per Cent of Goal |
|------------------------------|-----------------|------------------|-----------------|----------------|--------------------------|----------------|----------|----------|------------------|---------|------------------|
| 206                          | ASHLAND         | 7/23/2014        | 43              | 18             | 22                       | 44             | 1        | 13       | 3                | 1       | 40.909%          |
| 215 +                        | GOOCHLAND       | 8/20/2014        | 138             | 73             | 70                       | 140            | 5        | 42       | 21               | 5       | 52.143%          |
| 2003 +                       | FLUVANNA COUNTY | 8/20/2014        | 151             | 99             | 77                       | 153            | 9        | 60       | 19               | 11      | 64.706%          |
| <b>CDR: JOE DUDLEY(2003)</b> |                 |                  | 1927            | 1160           | 975                      | 1950           | 60       | 755      | 249              | 96      | 59.487%          |

**NORTHERN REGION-- FOURTEENTH DISTRICT-- (11 Posts)**

| Post                         | Location         | Last Transmittal | Prior Year Mbrs | Curr Year Mbrs | 9/4/2014 50% Target Goal | Curr Year Goal | New Mbrs | Ren Mbrs | Paid Up For Life | On-line | Per Cent of Goal |
|------------------------------|------------------|------------------|-----------------|----------------|--------------------------|----------------|----------|----------|------------------|---------|------------------|
| 13 +                         | STAUNTON         | 8/20/2014        | 181             | 115            | 92                       | 184            | 2        | 91       | 18               | 4       | 62.500%          |
| 27 +                         | DAYTON           | 8/12/2014        | 249             | 173            | 126                      | 252            | 2        | 128      | 33               | 10      | 68.651%          |
| 76 +                         | HARRISONBURG     | 8/12/2014        | 47              | 24             | 24                       | 48             | 0        | 19       | 5                | 0       | 50.000%          |
| 92 +                         | BATH COUNTY      | 8/12/2014        | 19              | 13             | 10                       | 20             | 0        | 10       | 3                | 0       | 65.000%          |
| 126 +                        | BUENA VISTA      | 8/12/2014        | 99              | 66             | 51                       | 101            | 0        | 55       | 9                | 2       | 65.347%          |
| 155                          | HIGHLAND         | 8/20/2014        | 8               | 3              | 8                        | 16             | 0        | 2        | 1                | 0       | 18.750%          |
| 188                          | HARRISONBURG     | 8/20/2014        | 227             | 107            | 115                      | 230            | 3        | 87       | 12               | 5       | 46.522%          |
| 222 +                        | ELKTON           | 8/5/2014         | 19              | 16             | 10                       | 20             | 0        | 16       | 0                | 0       | 80.000%          |
| 278 +                        | PLAINS DISTRICT  | 8/5/2014         | 21              | 18             | 11                       | 22             | 1        | 6        | 11               | 0       | 81.818%          |
| 291 +                        | LEXINGTON        | 8/20/2014        | 21              | 11             | 11                       | 22             | 0        | 10       | 0                | 1       | 50.000%          |
| 340 +                        | EAST AUGUSTA COU | 8/20/2014        | 189             | 138            | 96                       | 192            | 3        | 85       | 41               | 9       | 71.875%          |
| <b>CDR: EDDIE HUMES(188)</b> |                  |                  | 1080            | 684            | 554                      | 1107           | 11       | 509      | 133              | 31      | 61.789%          |

**NORTHERN REGION-- FIFTEENTH DISTRICT-- (7 Posts)**

| Post                        | Location    | Last Transmittal | Prior Year Mbrs | Curr Year Mbrs | 9/4/2014 50% Target Goal | Curr Year Goal | New Mbrs | Ren Mbrs | Paid Up For Life | On-line | Per Cent of Goal |
|-----------------------------|-------------|------------------|-----------------|----------------|--------------------------|----------------|----------|----------|------------------|---------|------------------|
| 21 +                        | WINCHESTER  | 8/20/2014        | 501             | 290            | 253                      | 505            | 5        | 243      | 29               | 13      | 57.426%          |
| 22 +                        | LURAY       | 8/20/2014        | 77              | 48             | 40                       | 79             | 2        | 30       | 15               | 1       | 60.759%          |
| 41 +                        | BERRYVILLE  | 8/20/2014        | 175             | 140            | 89                       | 177            | 2        | 117      | 8                | 13      | 79.096%          |
| 53 +                        | FRONT ROYAL | 8/20/2014        | 406             | 230            | 205                      | 410            | 5        | 175      | 40               | 10      | 56.098%          |
| 77 +                        | STRASBURG   | 8/12/2014        | 310             | 200            | 157                      | 313            | 11       | 160      | 18               | 11      | 63.898%          |
| 166 +                       | NEW MARKET  | 8/5/2014         | 178             | 106            | 91                       | 181            | 1        | 77       | 24               | 4       | 58.564%          |
| 199 +                       | WOODSTOCK   | 8/6/2014         | 492             | 298            | 248                      | 496            | 1        | 252      | 24               | 21      | 60.081%          |
| <b>CDR: F. HILLYARD(77)</b> |             |                  | 2139            | 1312           | 1081                     | 2161           | 27       | 1054     | 158              | 73      | 60.713%          |

**NORTHERN REGION-- SIXTEENTH DISTRICT-- (16 Posts)**

| Post | Location | Last Transmittal | Prior Year Mbrs | Curr Year Mbrs | 9/4/2014 50% Target Goal | Curr Year Goal | New Mbrs | Ren Mbrs | Paid Up For Life | On-line | Per Cent of Goal |
|------|----------|------------------|-----------------|----------------|--------------------------|----------------|----------|----------|------------------|---------|------------------|
| 10 + | MANASSAS | 8/20/2014        | 786             | 444            | 396                      | 791            | 17       | 275      | 78               | 74      | 56.131%          |
| 28 + | DUMFRIES | 8/20/2014        | 347             | 193            | 175                      | 350            | 6        | 130      | 36               | 21      | 55.143%          |
| 34 + | LEESBURG | 8/20/2014        | 87              | 49             | 45                       | 89             | 0        | 29       | 16               | 4       | 55.056%          |

**NORTHERN REGION-- SIXTEENTH DISTRICT-- (16 Posts)**

| Post                           | Location      | Last Transmittal | Prior Year Mbrs | Curr Year Mbrs | 9/4/2014 50% Target Goal | Curr Year Goal | New Mbrs | Ren Mbrs | Paid Up For Life | On-line | Per Cent of Goal |
|--------------------------------|---------------|------------------|-----------------|----------------|--------------------------|----------------|----------|----------|------------------|---------|------------------|
| 72 +                           | WARRENTON     | 8/20/2014        | 485             | 268            | 245                      | 489            | 4        | 186      | 44               | 34      | 54.806%          |
| 114                            | MANASSAS      | 8/12/2014        | 77              | 29             | 40                       | 79             | 0        | 15       | 11               | 3       | 36.709%          |
| 150 +                          | STERLING PARK | 8/20/2014        | 106             | 75             | 54                       | 108            | 0        | 50       | 11               | 14      | 69.444%          |
| 158 +                          | MANASSAS      | 8/20/2014        | 35              | 19             | 18                       | 36             | 0        | 10       | 7                | 2       | 52.778%          |
| 247 +                          | REMINGTON     | 8/6/2014         | 57              | 43             | 29                       | 58             | 1        | 22       | 15               | 5       | 74.138%          |
| 290                            | STAFFORD      | 8/20/2014        | 654             | 323            | 330                      | 659            | 6        | 203      | 69               | 45      | 49.014%          |
| 293                            | PURCELLVILLE  | 8/12/2014        | 234             | 106            | 119                      | 237            | 1        | 76       | 16               | 13      | 44.726%          |
| 295                            | MIDDLEBURG    | 7/21/2014        | 32              | 3              | 17                       | 33             | 0        | 0        | 1                | 2       | 9.091%           |
| 330 +                          | CULPEPER      | 8/20/2014        | 217             | 134            | 110                      | 220            | 4        | 90       | 27               | 13      | 60.909%          |
| 360                            | WARRENTON     | 8/12/2014        | 29              | 12             | 15                       | 30             | 0        | 5        | 7                | 0       | 40.000%          |
| 364                            | WOODBIDGE     | 8/1/2014         | 953             | 455            | 479                      | 958            | 15       | 240      | 127              | 73      | 47.495%          |
| 1799 +                         | HAYMARKET     | 8/20/2014        | 132             | 68             | 67                       | 134            | 1        | 36       | 7                | 24      | 50.746%          |
| 2001 +                         | ASHBURN       | 8/20/2014        | 62              | 38             | 32                       | 63             | 2        | 14       | 9                | 13      | 60.317%          |
| <b>CDR: ROBERT YOWELL(247)</b> |               |                  | 4293            | 2259           | 2167                     | 4334           | 57       | 1381     | 481              | 340     | 52.123%          |

**NORTHERN REGION-- SEVENTEENTH DISTRICT-- (18 Posts)**

| Post                        | Location     | Last Transmittal | Prior Year Mbrs | Curr Year Mbrs | 9/4/2014 50% Target Goal | Curr Year Goal | New Mbrs | Ren Mbrs | Paid Up For Life | On-line | Per Cent of Goal |
|-----------------------------|--------------|------------------|-----------------|----------------|--------------------------|----------------|----------|----------|------------------|---------|------------------|
| 24                          | ALEXANDRIA   | 8/20/2014        | 742             | 322            | 374                      | 747            | 12       | 136      | 79               | 95      | 43.106%          |
| 44                          | ARLINGTON    | 8/12/2014        | 96              | 42             | 49                       | 98             | 0        | 22       | 15               | 5       | 42.857%          |
| 85 +                        | ARLINGTON    | 8/20/2014        | 199             | 123            | 101                      | 202            | 6        | 94       | 17               | 6       | 60.891%          |
| 123 +                       | GREENSPRING  | 8/20/2014        | 56              | 38             | 29                       | 57             | 3        | 24       | 10               | 1       | 66.667%          |
| 129                         | ALEXANDRIA   | 7/21/2014        | 39              | 4              | 20                       | 40             | 0        | 0        | 3                | 1       | 10.000%          |
| 130                         | FALLS CHURCH | 8/5/2014         | 184             | 87             | 94                       | 187            | 0        | 54       | 25               | 8       | 46.524%          |
| 139                         | ARLINGTON    | 8/20/2014        | 557             | 213            | 281                      | 561            | 0        | 144      | 43               | 26      | 37.968%          |
| 162                         | LORTON       | 8/20/2014        | 487             | 235            | 246                      | 491            | 2        | 173      | 29               | 31      | 47.862%          |
| 176 +                       | SPRINGFIELD  | 8/20/2014        | 1389            | 719            | 697                      | 1394           | 23       | 452      | 140              | 104     | 51.578%          |
| 177 +                       | FAIRFAX      | 8/20/2014        | 974             | 522            | 490                      | 979            | 14       | 335      | 109              | 64      | 53.320%          |
| 180                         | VIENNA       | 8/20/2014        | 793             | 384            | 399                      | 798            | 1        | 253      | 72               | 58      | 48.120%          |
| 184 +                       | HERNDON      | 8/20/2014        | 239             | 155            | 121                      | 242            | 0        | 97       | 37               | 21      | 64.050%          |
| 194 +                       | ARLINGTON    | 8/20/2014        | 54              | 35             | 28                       | 55             | 0        | 24       | 10               | 1       | 63.636%          |
| 225                         | FALLS CHURCH | 8/1/2014         | 39              | 11             | 20                       | 40             | 0        | 0        | 9                | 2       | 27.500%          |
| 270 +                       | McLEAN       | 8/18/2014        | 367             | 186            | 185                      | 370            | 3        | 117      | 51               | 15      | 50.270%          |
| 1775                        | FORT BELVOIR | 8/20/2014        | 76              | 16             | 39                       | 78             | 0        | 0        | 13               | 3       | 20.513%          |
| 1976                        | ANNANDALE    | 8/20/2014        | 405             | 187            | 205                      | 409            | 3        | 127      | 28               | 29      | 45.721%          |
| 1995 +                      | CENTREVILLE  | 8/20/2014        | 151             | 92             | 77                       | 153            | 1        | 60       | 22               | 9       | 60.131%          |
| <b>CDR: C. CREDITT(129)</b> |              |                  | 6847            | 3371           | 3451                     | 6901           | 68       | 2112     | 712              | 479     | 48.848%          |



**WESTERN REGION-- FIFTH DISTRICT-- (14 Posts)**

| Post                      | Location      | Last Transmittal | Prior Year Mbrs | Curr Year Mbrs | 9/4/2014 50% Target Goal | Curr Year Goal | New Mbrs | Ren Mbrs | Paid Up For Life | On-line | Per Cent of Goal |
|---------------------------|---------------|------------------|-----------------|----------------|--------------------------|----------------|----------|----------|------------------|---------|------------------|
| 8 +                       | SOUTH BOSTON  | 8/20/2014        | 320             | 171            | 162                      | 323            | 3        | 145      | 17               | 6       | 52.941%          |
| 32                        | FARMVILLE     | 7/21/2014        | 20              | 1              | 11                       | 21             | 0        | 0        | 1                | 0       | 4.762%           |
| 40                        | BLACKSTONE    | 7/21/2014        | 4               | 3              | 8                        | 16             | 0        | 0        | 3                | 0       | 18.750%          |
| 43 +                      | CHASE CITY    | 8/13/2014        | 131             | 78             | 67                       | 133            | 0        | 69       | 6                | 3       | 58.647%          |
| 45 +                      | CLARKSVILLE   | 8/20/2014        | 62              | 35             | 32                       | 63             | 0        | 25       | 3                | 7       | 55.556%          |
| 50                        | CREWE         | 8/20/2014        | 68              | 31             | 35                       | 69             | 3        | 17       | 3                | 8       | 44.928%          |
| 65                        | LAWRENCEVILLE |                  | 14              |                | 8                        | 16             |          |          |                  |         |                  |
| 79 +                      | SOUTH HILL    | 8/12/2014        | 468             | 285            | 236                      | 472            | 9        | 242      | 12               | 22      | 60.381%          |
| 94 *                      | ALBERTA       | 8/6/2014         | 10              | 11             | 8                        | 16             | 2        | 8        | 1                | 0       | 68.750%          |
| 99 +                      | HALIFAX       | 8/20/2014        | 187             | 96             | 95                       | 190            | 14       | 74       | 7                | 1       | 50.526%          |
| 102                       | VICTORIA      |                  | 1               |                | 8                        | 16             |          |          |                  |         |                  |
| 147 +                     | KENBRIDGE     | 8/1/2014         | 42              | 22             | 22                       | 43             | 0        | 8        | 11               | 3       | 51.163%          |
| 260                       | KEYSVILLE     | 8/1/2014         | 129             | 7              | 66                       | 131            | 0        | 0        | 2                | 5       | 5.344%           |
| 342 +                     | VOLENS        | 8/12/2014        | 27              | 15             | 14                       | 28             | 0        | 15       | 0                | 0       | 53.571%          |
| <b>CDR: TOM HART(147)</b> |               |                  | 1483            | 755            | 769                      | 1537           | 31       | 603      | 66               | 55      | 49.122%          |

**WESTERN REGION-- SIXTH DISTRICT-- (13 Posts)**

| Post                        | Location     | Last Transmittal | Prior Year Mbrs | Curr Year Mbrs | 9/4/2014 50% Target Goal | Curr Year Goal | New Mbrs | Ren Mbrs | Paid Up For Life | On-line | Per Cent of Goal |
|-----------------------------|--------------|------------------|-----------------|----------------|--------------------------|----------------|----------|----------|------------------|---------|------------------|
| 6 +                         | ROCKY MOUNT  | 8/13/2014        | 141             | 89             | 72                       | 143            | 0        | 80       | 7                | 2       | 62.238%          |
| 11                          | BASSETT      | 8/13/2014        | 83              | 14             | 43                       | 85             | 0        | 6        | 4                | 4       | 16.471%          |
| 29                          | DANVILLE     | 8/12/2014        | 211             | 85             | 107                      | 214            | 1        | 75       | 5                | 4       | 39.720%          |
| 42 +                        | MARTINSVILLE | 8/20/2014        | 101             | 75             | 52                       | 103            | 3        | 62       | 10               | 0       | 72.816%          |
| 47 +                        | CHATHAM      | 8/5/2014         | 25              | 14             | 13                       | 26             | 2        | 11       | 0                | 1       | 53.846%          |
| 78                          | MARTINSVILLE | 8/20/2014        | 195             | 95             | 99                       | 198            | 2        | 87       | 5                | 1       | 47.980%          |
| 96 +                        | CALLAWAY     | 8/5/2014         | 15              | 10             | 8                        | 16             | 0        | 9        | 0                | 1       | 62.500%          |
| 105 +                       | STUART       | 8/20/2014        | 84              | 58             | 43                       | 86             | 1        | 49       | 6                | 2       | 67.442%          |
| 111 +                       | ROCKY MOUNT  | 8/20/2014        | 39              | 30             | 20                       | 40             | 0        | 17       | 12               | 1       | 75.000%          |
| 127 +                       | FLOYD        | 8/20/2014        | 85              | 55             | 44                       | 87             | 1        | 43       | 11               | 0       | 63.218%          |
| 232 +                       | GRETNA       | 8/12/2014        | 75              | 51             | 38                       | 76             | 1        | 45       | 3                | 2       | 67.105%          |
| 325 +                       | DANVILLE     | 8/20/2014        | 353             | 228            | 178                      | 356            | 3        | 201      | 20               | 4       | 64.045%          |
| 1097 +                      | DANVILLE     | 8/12/2014        | 378             | 213            | 191                      | 382            | 13       | 159      | 30               | 11      | 55.759%          |
| <b>CDR: ROB PHELPS(325)</b> |              |                  | 1785            | 1017           | 906                      | 1812           | 27       | 844      | 113              | 33      | 56.126%          |

**WESTERN REGION-- SEVENTH DISTRICT-- (9 Posts)**

| Post | Location   | Last Transmittal | Prior Year Mbrs | Curr Year Mbrs | 9/4/2014 50% Target Goal | Curr Year Goal | New Mbrs | Ren Mbrs | Paid Up For Life | On-line | Per Cent of Goal |
|------|------------|------------------|-----------------|----------------|--------------------------|----------------|----------|----------|------------------|---------|------------------|
| 7 +  | PULASKI    | 8/12/2014        | 150             | 91             | 76                       | 152            | 2        | 70       | 12               | 7       | 59.868%          |
| 9 +  | WYTHEVILLE | 8/20/2014        | 157             | 99             | 80                       | 159            | 2        | 52       | 41               | 4       | 62.264%          |
| 18 + | MARION     | 8/20/2014        | 58              | 34             | 30                       | 59             | 1        | 25       | 7                | 1       | 57.627%          |

**WESTERN REGION-- SEVENTH DISTRICT-- (9 Posts)**

| Post                        | Location      | Last Transmittal | Prior Year Mbrs | Curr Year Mbrs | 9/4/2014 50% Target Goal | Curr Year Goal | New Mbrs | Ren Mbrs | Paid Up For Life | On-line | Per Cent of Goal |
|-----------------------------|---------------|------------------|-----------------|----------------|--------------------------|----------------|----------|----------|------------------|---------|------------------|
| 20                          | BLAND         | 8/1/2014         | 55              | 6              | 28                       | 56             | 0        | 0        | 4                | 2       | 10.714%          |
| 58 +                        | DUBLIN        | 8/5/2014         | 43              | 31             | 22                       | 44             | 1        | 24       | 1                | 5       | 70.455%          |
| 68 +                        | NARROWS       | 8/20/2014        | 127             | 79             | 65                       | 129            | 2        | 54       | 23               | 0       | 61.240%          |
| 229 +                       | RURAL RETREAT | 8/20/2014        | 154             | 106            | 78                       | 156            | 0        | 63       | 36               | 7       | 67.949%          |
| 245 +                       | GALAX         | 8/20/2014        | 174             | 107            | 88                       | 176            | 5        | 88       | 10               | 4       | 60.795%          |
| 311 +                       | PEMBROKE      | 8/13/2014        | 59              | 37             | 30                       | 60             | 2        | 31       | 4                | 0       | 61.667%          |
| <b>CDR: ART TERRILL(68)</b> |               |                  | 977             | 590            | 496                      | 991            | 15       | 407      | 138              | 30      | 59.536%          |

**WESTERN REGION-- EIGHTH DISTRICT-- (13 Posts)**

| Post                            | Location   | Last Transmittal | Prior Year Mbrs | Curr Year Mbrs | 9/4/2014 50% Target Goal | Curr Year Goal | New Mbrs | Ren Mbrs | Paid Up For Life | On-line | Per Cent of Goal |
|---------------------------------|------------|------------------|-----------------|----------------|--------------------------|----------------|----------|----------|------------------|---------|------------------|
| 12 +                            | ABINGDON   | 8/20/2014        | 116             | 78             | 59                       | 118            | 2        | 64       | 10               | 2       | 66.102%          |
| 14 +                            | POCAHONTAS | 8/12/2014        | 97              | 66             | 50                       | 99             | 0        | 58       | 6                | 2       | 66.667%          |
| 51                              | BRISTOL    | 7/17/2014        | 8               | 2              | 8                        | 16             | 0        | 0        | 0                | 2       | 12.500%          |
| 122 +                           | BLUEFIELD  | 8/20/2014        | 33              | 18             | 17                       | 34             | 0        | 15       | 3                | 0       | 52.941%          |
| 133 +                           | TAZEWELL   | 8/20/2014        | 116             | 71             | 59                       | 118            | 1        | 58       | 10               | 2       | 60.169%          |
| 135                             | DAMASCUS   | 7/21/2014        | 42              | 2              | 22                       | 43             | 0        | 0        | 2                | 0       | 4.651%           |
| 164 +                           | GRUNDY     | 8/20/2014        | 473             | 306            | 239                      | 477            | 0        | 216      | 86               | 4       | 64.151%          |
| 185 +                           | JONESVILLE | 8/12/2014        | 52              | 39             | 27                       | 53             | 0        | 26       | 9                | 4       | 73.585%          |
| 208 +                           | LEBANON    | 8/12/2014        | 89              | 58             | 46                       | 91             | 0        | 46       | 10               | 2       | 63.736%          |
| 227                             | CLINTWOOD  | 8/1/2014         | 27              | 6              | 14                       | 28             | 0        | 0        | 4                | 2       | 21.429%          |
| 243 +                           | NORTON     | 8/20/2014        | 109             | 63             | 56                       | 111            | 0        | 51       | 10               | 2       | 56.757%          |
| 265 +                           | GATE CITY  | 8/20/2014        | 108             | 62             | 55                       | 110            | 3        | 55       | 1                | 3       | 56.364%          |
| 2000                            | HAYSI      |                  | 1               |                | 8                        | 16             |          |          |                  |         |                  |
| <b>CDR: DENNIS GILBERT(208)</b> |            |                  | 1271            | 771            | 657                      | 1314           | 6        | 589      | 151              | 25      | 58.676%          |

**WESTERN REGION-- NINTH DISTRICT-- (10 Posts)**

| Post                            | Location       | Last Transmittal | Prior Year Mbrs | Curr Year Mbrs | 9/4/2014 50% Target Goal | Curr Year Goal | New Mbrs | Ren Mbrs | Paid Up For Life | On-line | Per Cent of Goal |
|---------------------------------|----------------|------------------|-----------------|----------------|--------------------------|----------------|----------|----------|------------------|---------|------------------|
| 3 +                             | ROANOKE        | 8/20/2014        | 409             | 270            | 207                      | 413            | 0        | 204      | 49               | 17      | 65.375%          |
| 4 +                             | COVINGTON      | 8/12/2014        | 75              | 51             | 38                       | 76             | 0        | 41       | 7                | 3       | 67.105%          |
| 19 +                            | SALEM          | 8/20/2014        | 11              | 8              | 8                        | 16             | 0        | 6        | 2                | 0       | 50.000%          |
| 30 +                            | RADFORD        | 8/12/2014        | 40              | 28             | 21                       | 41             | 2        | 16       | 7                | 3       | 68.293%          |
| 59 +                            | CHRISTIANSBURG | 8/20/2014        | 110             | 69             | 56                       | 112            | 4        | 47       | 16               | 2       | 61.607%          |
| 80 +                            | VINTON         | 8/12/2014        | 104             | 74             | 53                       | 106            | 0        | 59       | 13               | 2       | 69.811%          |
| 93 +                            | BUCHANAN       | 8/20/2014        | 63              | 41             | 32                       | 64             | 2        | 28       | 7                | 4       | 64.063%          |
| 182 +                           | BLACKSBURG     | 8/5/2014         | 65              | 44             | 33                       | 66             | 1        | 36       | 6                | 1       | 66.667%          |
| 240 +                           | TROUTVILLE     | 8/20/2014        | 28              | 24             | 15                       | 29             | 2        | 10       | 11               | 1       | 82.759%          |
| 248 +                           | ROANOKE        | 8/20/2014        | 114             | 64             | 58                       | 116            | 1        | 41       | 19               | 3       | 55.172%          |
| <b>CDR: GARLAND LINKOUS(59)</b> |                |                  | 1019            | 673            | 520                      | 1039           | 12       | 488      | 137              | 36      | 64.774%          |

**WESTERN REGION-- TENTH DISTRICT-- (11 Posts)**

| Post                             | Location        | Last Transmittal | Prior Year Mbrs | Curr Year Mbrs | 9/4/2014 50% Target Goal | Curr Year Goal | New Mbrs | Ren Mbrs | Paid Up For Life | On-line | Per Cent of Goal |
|----------------------------------|-----------------|------------------|-----------------|----------------|--------------------------|----------------|----------|----------|------------------|---------|------------------|
| 16 +                             | LYNCHBURG       | 8/20/2014        | 1066            | 627            | 536                      | 1071           | 53       | 494      | 39               | 41      | 58.543%          |
| 17 +                             | LOVINGSTON      | 8/12/2014        | 47              | 34             | 24                       | 48             | 2        | 25       | 5                | 2       | 70.833%          |
| 36                               | ALTAVISTA       | 8/12/2014        | 57              | 27             | 29                       | 58             | 1        | 21       | 3                | 2       | 46.552%          |
| 52                               | BROOKNEAL       | 7/21/2014        | 47              | 1              | 24                       | 48             | 0        | 0        | 1                | 0       | 2.083%           |
| 54 +                             | BEDFORD         | 8/12/2014        | 159             | 108            | 81                       | 161            | 2        | 81       | 18               | 7       | 67.081%          |
| 62 +                             | SMITH MTN LAKE  | 8/12/2014        | 31              | 22             | 16                       | 32             | 1        | 11       | 5                | 5       | 68.750%          |
| 104 +                            | APPOMATTOX      | 8/20/2014        | 202             | 119            | 103                      | 205            | 0        | 99       | 16               | 4       | 58.049%          |
| 134 +                            | DILLWYN         | 8/20/2014        | 39              | 30             | 20                       | 40             | 1        | 28       | 0                | 1       | 75.000%          |
| 217                              | BIG ISLAND      | 8/1/2014         | 26              | 10             | 14                       | 27             | 0        | 8        | 1                | 1       | 37.037%          |
| 269                              | CUMBERLAND      | 8/20/2014        | 32              | 15             | 17                       | 33             | 1        | 12       | 1                | 1       | 45.455%          |
| 274                              | MADISON HEIGHTS | 7/30/2014        | 124             | 61             | 63                       | 126            | 0        | 54       | 6                | 1       | 48.413%          |
| <b>CDR: CHARLES PAYNE II(62)</b> |                 |                  | 1830            | 1054           | 925                      | 1849           | 61       | 833      | 95               | 65      | 57.004%          |

**\* POSTS EQUALING OR SURPASSING THEIR PRIOR YEAR MEMBERSHIP**

**\*\*\* POSTS EQUALING OR SURPASSING THEIR CURRENT YEAR GOAL**

**+ POSTS EQUALING OR SURPASSING THEIR TARGET GOAL**