

Dept of Virginia 2014-2015

12 Nov 2014

Finishing First in the Membership Stakes

Happy Week of the American Legion. Hope everybody's Veteran's Day events went well.

Some great activity setting up as we start into the last turn. Amazing how time flies. As Cardwell's Corral hits 75%, Steward's Stable is swinging around trying to make a move on Brown's Bonanza.

Linkous' 9th is the first to hit 80% with 13 other Trainers above 70% and all basically everyone at 65% or better. Excellent work, but we still have moves to make.

Congrats to Cdrs Payne and Hart of the 10th and 5th Districts for their major moves this week.

Persevere in your contacting renewals and Post 141 members. Keeping these members is the best way to reach your goals.

Lewis Field,
Department Track Announcer

65%

75%

North - AB Brown -70.9%


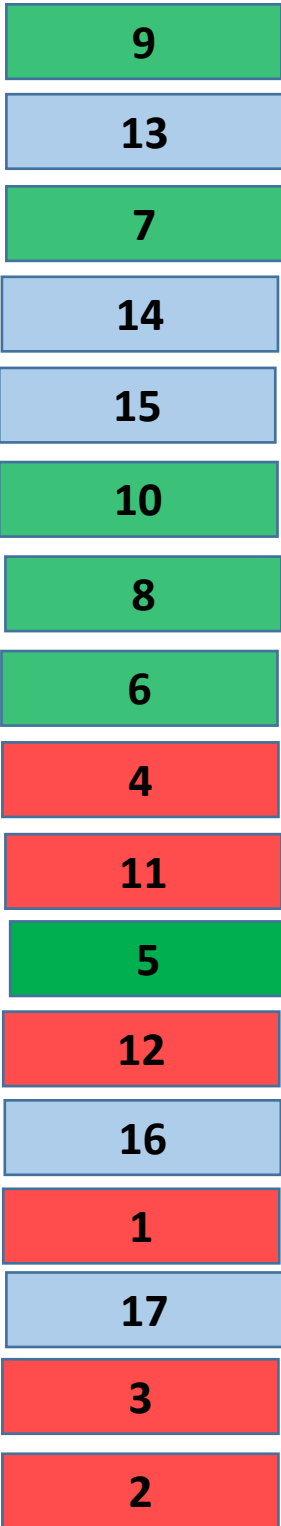
West - Robert Cardwell - 75.1%

East - Al Steward -69.0%


Trainers

Stable Owners

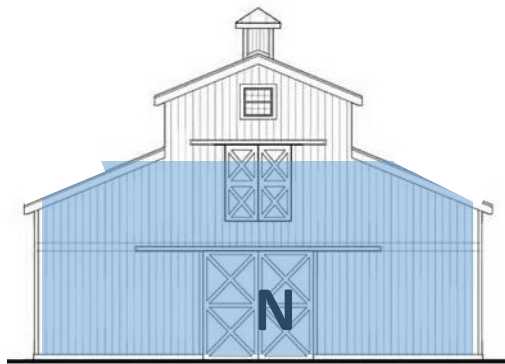
100% Jockeys



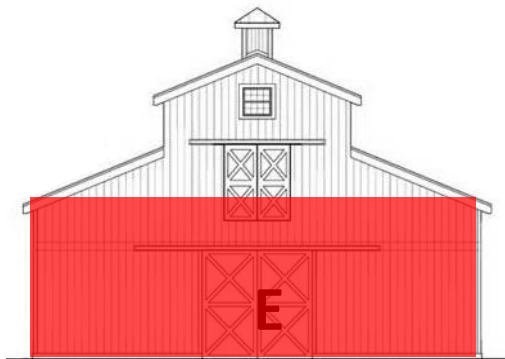
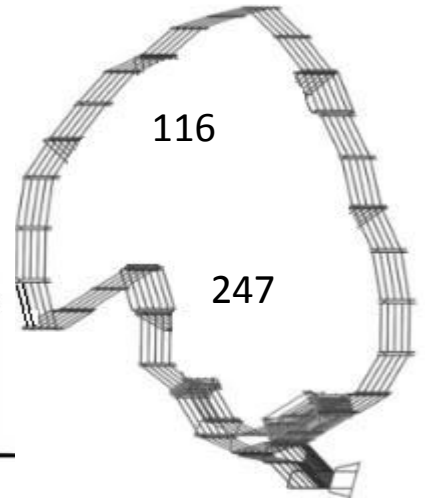
Cardwell's Corral



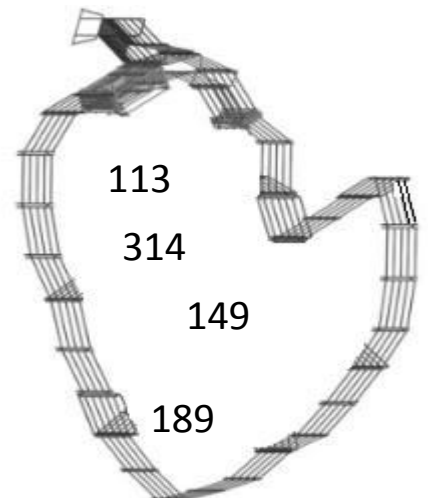
Need some more company



Brown's Bonanza



Steward's Stables



THE AMERICAN LEGION
DEPARTMENT OF VIRGINIA
REGION AND DISTRICT STANDINGS
AS OF 11/12/2014

Regional Standings

Region	Stand-ings	Prior Year Mbrs	Curr Year Mbrs	Curr Year Goal	New Mbrs	Ren Mbrs	Paid Up For Life	Online	Per Cent of Goal
WESTERN	1	8365	6414	8542	232	5057	719	406	75.088%
NORTHERN	2	16286	11660	16453	477	7642	1813	1728	70.869%
EASTERN	3	12686	8883	12868	403	6197	1155	1128	69.032%

District Standings

District		Prior Year Mbrs	Curr Year Mbrs	Curr Year Goal	New Mbrs	Ren Mbrs	Paid Up For Life	Online	Per Cent of Goal
NINTH	1	1019	833	1039	18	618	141	56	80.173%
THIRTEENTH	2	1927	1537	1950	122	988	254	173	78.821%
SEVENTH	3	977	768	991	26	558	141	43	77.497%
FOURTEENTH	4	1080	851	1107	23	640	136	52	76.874%
FIFTEENTH	5	2139	1630	2161	40	1301	164	125	75.428%
TENTH	6	1830	1392	1849	88	1101	97	106	75.284%
EIGHTH	7	1271	979	1314	13	772	154	40	74.505%
SIXTH	8	1785	1335	1812	36	1111	116	72	73.675%
FOURTH	9	1642	1227	1667	73	939	122	93	73.605%
ELEVENTH	10	3103	2277	3144	74	1608	308	287	72.424%
FIFTH	11	1483	1107	1537	51	897	70	89	72.023%
TWELFTH	12	1691	1233	1721	48	846	161	178	71.644%
SIXTEENTH	13	4293	3054	4334	121	1884	503	546	70.466%
FIRST	14	625	449	640	26	310	64	49	70.156%
SEVENTEENTH	15	6847	4588	6901	171	2829	756	832	66.483%
THIRD	16	2889	1918	2923	85	1274	334	225	65.618%
SECOND	17	2736	1779	2773	97	1220	166	296	64.154%
TRADITIONAL:		37337	26957	37863	1112	18896	3687	3262	71.196%
POST 141:		7963	6294	9236	42	4795	452	1005	68.146%
CYBERPOST 1919:		0	0	1	0	0	0		0.000%
SUBTOTAL:		45300	33251	47100	1154	23691	4139	4267	70.597%
NEW DMS:			0	0					
OVERALL TOTAL			33251	47100					

YEAR TO DATE TOTALS AND SUMMARY

CURRENT YEAR GOAL:	47100
MEMBERSHIP AS OF 11/12/2014 :	33251
REMAINDER TO MEET GOAL:	13849

EASTERN REGION-- FIRST DISTRICT-- (4 Posts)

Post	Location	Last Transmittal	Prior Year Mbrs	Curr Year Mbrs	12/3/2014 75% Target Goal	Curr Year Goal	New Mbrs	Ren Mbrs	Paid Up For Life	On-line	Per Cent of Goal
56 +	NORTHAMPTON	11/7/2014	231	176	176	234	7	125	16	28	75.214%
100 +	PARKSLEY	11/12/2014	15	15	12	16	2	11	2	0	93.750%
101	ONANCOCK	10/9/2014	15	11	17	23	0	0	11	0	47.826%
159	CHINCOTEAGUE	11/5/2014	364	247	275	367	17	174	35	21	67.302%
CDR: RALPH ORZO(56)			625	449	480	640	26	310	64	49	70.156%

EASTERN REGION-- SECOND DISTRICT-- (14 Posts)

Post	Location	Last Transmittal	Prior Year Mbrs	Curr Year Mbrs	12/3/2014 75% Target Goal	Curr Year Goal	New Mbrs	Ren Mbrs	Paid Up For Life	On-line	Per Cent of Goal
5	NORFOLK	10/29/2014	190	126	145	193	9	102	3	12	65.285%
35	NORFOLK	11/4/2014	91	64	70	93	2	41	5	16	68.817%
37	PORTSMOUTH	11/4/2014	9	7	12	16	0	6	0	1	43.750%
60 +	NORFOLK	11/4/2014	47	45	36	48	8	27	3	7	93.750%
81	VIRGINIA BEACH	9/3/2014	13	11	12	16	0	9	2	0	68.750%
110	VIRGINIA BEACH	11/7/2014	342	233	259	345	3	149	40	41	67.536%
113 ***	PRINCESS ANNE	9/9/2014	49	52	38	50	3	43	4	2	104.000%
118	NORFOLK	9/3/2014	27	17	21	28	0	11	4	2	60.714%
190	PORTSMOUTH	11/7/2014	299	111	227	302	5	85	6	15	36.755%
204	NORFOLK	10/22/2014	53	39	41	54	0	35	1	3	72.222%
280	CHESAPEAKE	11/5/2014	431	288	326	435	10	174	27	77	66.207%
310 +	CHURCHLAND	10/16/2014	74	67	56	75	1	46	7	13	89.333%
327	NORFOLK	11/7/2014	1023	694	771	1028	54	472	63	105	67.510%
1992	VIRGINIA BEACH	10/30/2014	88	25	68	90	2	20	1	2	27.778%
CDR: ROD. DRUMMOND(5)			2736	1779	2080	2773	97	1220	166	296	64.154%

EASTERN REGION-- THIRD DISTRICT-- (17 Posts)

Post	Location	Last Transmittal	Prior Year Mbrs	Curr Year Mbrs	12/3/2014 75% Target Goal	Curr Year Goal	New Mbrs	Ren Mbrs	Paid Up For Life	On-line	Per Cent of Goal
25	NEWPORT NEWS	11/5/2014	332	224	251	335	9	166	28	21	66.866%
31	HAMPTON	10/29/2014	85	64	65	87	2	41	15	6	73.563%
39 +	WILLIAMSBURG	11/12/2014	102	85	78	104	2	61	9	13	81.731%
48	HAMPTON	11/5/2014	114	77	87	116	1	32	34	10	66.379%
61	CHARLES CITY	10/29/2014	42	25	32	43	1	22	1	1	58.140%
67	HAMPTON	11/5/2014	164	110	125	166	4	73	24	9	66.265%
75	GLOUCESTER	11/5/2014	193	123	147	196	5	67	30	21	62.755%
83	MATHEWS	11/12/2014	183	137	140	186	2	106	16	13	73.656%
165 +	YORKTOWN	11/4/2014	22	20	17	23	1	12	6	1	86.957%
172	WEST POINT	10/29/2014	34	25	26	35	2	20	1	2	71.429%
255	NEWPORT NEWS	11/12/2014	97	69	74	99	2	54	3	10	69.697%
273 +	POQUOSON	11/12/2014	122	93	93	124	1	53	29	10	75.000%

EASTERN REGION-- THIRD DISTRICT-- (17 Posts)

Post	Location	Last Transmittal	Prior Year Mbrs	Curr Year Mbrs	12/3/2014 75% Target Goal	Curr Year Goal	New Mbrs	Ren Mbrs	Paid Up For Life	On-line	Per Cent of Goal
314 ***	AYLETT	11/4/2014	23	29	18	24	5	8	15	1	120.833%
368	NEWPORT NEWS	11/12/2014	1218	730	917	1223	46	492	105	87	59.689%
1776 +	WILLIAMSBURG	11/4/2014	94	82	72	96	2	60	6	14	85.417%
1991	TABB	8/1/2014	27	7	21	28	0	0	3	4	25.000%
1997	HAMPTON	9/18/2014	37	18	29	38	0	7	9	2	47.368%
CDR: FLOYD BROWN(31)			2889	1918	2192	2923	85	1274	334	225	65.618%

EASTERN REGION-- FOURTH DISTRICT-- (14 Posts)

Post	Location	Last Transmittal	Prior Year Mbrs	Curr Year Mbrs	12/3/2014 75% Target Goal	Curr Year Goal	New Mbrs	Ren Mbrs	Paid Up For Life	On-line	Per Cent of Goal
2	PETERSBURG	11/5/2014	408	270	309	412	31	183	25	31	65.534%
46	EMPORIA	11/12/2014	55	39	42	56	2	33	3	1	69.643%
49	SMITHFIELD	11/12/2014	182	128	139	185	3	93	19	13	69.189%
57	SUFFOLK	11/5/2014	101	71	77	103	3	58	4	6	68.932%
73	FRANKLIN	11/4/2014	119	90	91	121	1	76	11	2	74.380%
88 +	SUFFOLK	10/29/2014	72	57	55	73	6	43	4	4	78.082%
120	DISPUTANTA	11/12/2014	153	115	116	155	8	75	18	14	74.194%
146 +	HOPEWELL	11/5/2014	347	272	263	350	8	216	32	16	77.714%
149 *	DINWIDDIE	10/1/2014	26	27	20	27	0	25	1	1	100.000%
151 +	EMPORIA	7/16/2014	76	76	59	78	4	72	0	0	97.436%
160 +	SURRY	11/12/2014	35	33	27	36	2	26	2	3	91.667%
191	WAVERLY	11/4/2014	29	15	23	30	1	13	1	0	50.000%
264 +	JARRATT	9/18/2014	19	17	15	20	1	12	2	2	85.000%
276 +	BOYKINS	10/1/2014	20	17	16	21	3	14	0	0	80.952%
CDR: JAMES ROVINSKI(120)			1642	1227	1250	1667	73	939	122	93	73.605%

EASTERN REGION-- ELEVENTH DISTRICT-- (20 Posts)

Post	Location	Last Transmittal	Prior Year Mbrs	Curr Year Mbrs	12/3/2014 75% Target Goal	Curr Year Goal	New Mbrs	Ren Mbrs	Paid Up For Life	On-line	Per Cent of Goal
1	RICHMOND	11/5/2014	92	62	71	94	4	39	12	7	65.957%
38	RICHMOND	8/12/2014	22	14	17	23	0	13	1	0	60.870%
84	RICHMOND	11/5/2014	139	101	106	141	2	65	25	9	71.631%
87	AMELIA	10/16/2014	85	47	65	87	1	27	17	2	54.023%
91	CHESTERFIELD	10/8/2014	12	10	12	16	0	4	3	3	62.500%
108	RICHMOND	10/1/2014	43	26	33	44	0	22	3	1	59.091%
125	RICHMOND	11/5/2014	146	85	111	148	1	70	5	9	57.432%
136	ETTRICK	10/8/2014	30	21	23	31	0	21	0	0	67.742%
137	RICHMOND	11/5/2014	203	142	155	206	4	103	21	14	68.932%
144	HIGHLAND SPRINGS	11/5/2014	222	163	169	225	10	116	18	19	72.444%
186 +	MIDLOTHIAN	11/5/2014	352	281	266	355	12	191	24	54	79.155%

EASTERN REGION-- ELEVENTH DISTRICT-- (20 Posts)

Post	Location	Last Transmittal	Prior Year Mbrs	Curr Year Mbrs	12/3/2014 75% Target Goal	Curr Year Goal	New Mbrs	Ren Mbrs	Paid Up For Life	On-line	Per Cent of Goal
189 ***	RICHMOND	11/4/2014	31	35	24	32	7	17	10	1	109.375%
201 +	POWHATAN	9/24/2014	101	80	77	103	0	49	16	15	77.670%
210	RICHMOND	10/8/2014	29	13	23	30	1	9	2	1	43.333%
233 +	RICHMOND	10/22/2014	57	51	44	58	2	38	5	6	87.931%
242	SANDSTON	11/12/2014	93	70	71	95	2	56	10	2	73.684%
244 +	GLEN ALLEN	11/7/2014	143	111	109	145	1	91	8	11	76.552%
284	COLONIAL HEIGHTS	11/7/2014	1123	840	846	1128	21	580	122	117	74.468%
354	RICHMOND	10/1/2014	126	78	96	128	6	59	2	11	60.938%
361 +	RICHMOND	11/4/2014	54	47	41	55	0	38	4	5	85.455%
CDR: CHUCK TALLEY(144)			3103	2277	2358	3144	74	1608	308	287	72.424%

EASTERN REGION-- TWELFTH DISTRICT-- (13 Posts)

Post	Location	Last Transmittal	Prior Year Mbrs	Curr Year Mbrs	12/3/2014 75% Target Goal	Curr Year Goal	New Mbrs	Ren Mbrs	Paid Up For Life	On-line	Per Cent of Goal
55	FREDERICKSBURG	11/5/2014	161	109	122	163	3	79	16	11	66.871%
64 +	TAPPAHANNOCK	11/12/2014	57	46	44	58	1	37	3	5	79.310%
82 +	SALUDA	10/29/2014	29	23	23	30	5	8	7	3	76.667%
86 +	KILMARNOCK	10/29/2014	122	96	93	124	3	69	13	11	77.419%
89	KING GEORGE	10/29/2014	212	149	161	215	7	83	27	32	69.302%
117	REEDVILLE	11/12/2014	198	125	151	201	2	104	11	8	62.189%
148	COLONIAL BEACH	11/12/2014	243	177	185	246	11	125	14	27	71.951%
221	CAROLINE COUNTY	10/16/2014	60	35	46	61	1	19	8	7	57.377%
241	STORMONT	10/15/2014	9	9	12	16	0	8	0	1	56.250%
252 +	MONTROSS	11/4/2014	62	50	47	63	0	30	9	11	79.365%
320 +	SPOTSYLVANIA	11/7/2014	464	352	351	468	12	231	50	59	75.214%
329 +	DAHLGREN	10/29/2014	43	39	33	44	0	39	0	0	88.636%
401	WARSAW	11/12/2014	31	23	24	32	3	14	3	3	71.875%
CDR: RON CURLINGS(221)			1691	1233	1291	1721	48	846	161	178	71.644%

NORTHERN REGION-- THIRTEENTH DISTRICT-- (10 Posts)

Post	Location	Last Transmittal	Prior Year Mbrs	Curr Year Mbrs	12/3/2014 75% Target Goal	Curr Year Goal	New Mbrs	Ren Mbrs	Paid Up For Life	On-line	Per Cent of Goal
74 +	CHARLOTTESVILLE	11/5/2014	722	574	545	727	35	356	131	52	78.955%
90 +	BEAVERDAM	10/22/2014	35	27	27	36	2	17	4	4	75.000%
116 ***	LOUISA	11/12/2014	91	96	70	93	11	54	12	19	103.226%
128 +	STANARDSVILLE	11/12/2014	87	75	67	89	8	56	3	8	84.270%
156	ORANGE	11/5/2014	207	157	158	210	7	121	17	12	74.762%
157	MADISON	11/5/2014	139	95	106	141	13	50	20	12	67.376%
175	MECHANICSVILLE	11/7/2014	314	233	238	317	19	159	23	32	73.502%
206	ASHLAND	11/5/2014	43	30	33	44	1	25	3	1	68.182%

NORTHERN REGION-- THIRTEENTH DISTRICT-- (10 Posts)

Post	Location	Last Transmittal	Prior Year Mbrs	Curr Year Mbrs	12/3/2014 75% Target Goal	Curr Year Goal	New Mbrs	Ren Mbrs	Paid Up For Life	On-line	Per Cent of Goal
215	GOOCHLAND	11/4/2014	138	104	105	140	8	62	22	12	74.286%
2003 +	FLUVANNA COUNTY	10/29/2014	151	146	115	153	18	88	19	21	95.425%
CDR: JOE DUDLEY(2003)			1927	1537	1463	1950	122	988	254	173	78.821%

NORTHERN REGION-- FOURTEENTH DISTRICT-- (11 Posts)

Post	Location	Last Transmittal	Prior Year Mbrs	Curr Year Mbrs	12/3/2014 75% Target Goal	Curr Year Goal	New Mbrs	Ren Mbrs	Paid Up For Life	On-line	Per Cent of Goal
13	STAUNTON	11/5/2014	181	136	138	184	2	105	20	9	73.913%
27 +	DAYTON	11/12/2014	249	209	189	252	3	159	34	13	82.937%
76	HARRISONBURG	11/12/2014	47	32	36	48	0	26	5	1	66.667%
92	BATH COUNTY	8/12/2014	19	13	15	20	0	10	3	0	65.000%
126 +	BUENA VISTA	11/12/2014	99	84	76	101	0	71	9	4	83.168%
155	HIGHLAND	11/12/2014	8	5	12	16	0	4	1	0	31.250%
188	HARRISONBURG	11/4/2014	227	153	173	230	12	121	12	8	66.522%
222 +	ELKTON	9/17/2014	19	18	15	20	0	17	0	1	90.000%
278 +	PLAINS DISTRICT	11/12/2014	21	21	17	22	1	9	11	0	95.455%
291	LEXINGTON	11/12/2014	21	16	17	22	0	15	0	1	72.727%
340 +	EAST AUGUSTA COU	11/12/2014	189	164	144	192	5	103	41	15	85.417%
CDR: EDDIE HUMES(188)			1080	851	830	1107	23	640	136	52	76.874%

NORTHERN REGION-- FIFTEENTH DISTRICT-- (7 Posts)

Post	Location	Last Transmittal	Prior Year Mbrs	Curr Year Mbrs	12/3/2014 75% Target Goal	Curr Year Goal	New Mbrs	Ren Mbrs	Paid Up For Life	On-line	Per Cent of Goal
21	WINCHESTER	11/12/2014	501	370	379	505	8	307	31	24	73.267%
22 +	LURAY	10/29/2014	77	63	59	79	2	43	16	2	79.747%
41 +	BERRYVILLE	11/12/2014	175	169	133	177	2	136	8	23	95.480%
53	FRONT ROYAL	10/29/2014	406	274	308	410	6	209	41	18	66.829%
77 +	STRASBURG	10/29/2014	310	244	235	313	17	190	18	19	77.955%
166 +	NEW MARKET	11/5/2014	178	144	136	181	3	107	25	9	79.558%
199	WOODSTOCK	11/5/2014	492	366	372	496	2	309	25	30	73.790%
CDR: F. HILLYARD(77)			2139	1630	1621	2161	40	1301	164	125	75.428%

NORTHERN REGION-- SIXTEENTH DISTRICT-- (16 Posts)

Post	Location	Last Transmittal	Prior Year Mbrs	Curr Year Mbrs	12/3/2014 75% Target Goal	Curr Year Goal	New Mbrs	Ren Mbrs	Paid Up For Life	On-line	Per Cent of Goal
10	MANASSAS	11/5/2014	786	559	593	791	31	328	83	117	70.670%
28	DUMFRIES	11/5/2014	347	248	263	350	15	160	39	34	70.857%
34	LEESBURG	10/16/2014	87	58	67	89	0	32	16	10	65.169%
72	WARRENTON	11/5/2014	485	350	367	489	12	231	47	60	71.575%

NORTHERN REGION-- SIXTEENTH DISTRICT-- (16 Posts)

Post	Location	Last Transmittal	Prior Year Mbrs	Curr Year Mbrs	12/3/2014 75% Target Goal	Curr Year Goal	New Mbrs	Ren Mbrs	Paid Up For Life	On-line	Per Cent of Goal
114	MANASSAS	11/12/2014	77	50	59	79	0	34	11	5	63.291%
150 +	STERLING PARK	11/12/2014	106	87	81	108	0	58	12	17	80.556%
158	MANASSAS	11/5/2014	35	22	27	36	0	12	7	3	61.111%
247 ***	REMINGTON	11/4/2014	57	59	44	58	10	29	15	5	101.724%
290	STAFFORD	11/12/2014	654	490	494	659	18	325	69	78	74.355%
293	PURCELLVILLE	11/5/2014	234	141	178	237	1	98	16	26	59.494%
295 +	MIDDLEBURG	10/8/2014	32	28	25	33	3	22	1	2	84.848%
330	CULPEPER	11/5/2014	217	161	165	220	5	111	28	17	73.182%
360	WARRENTON	11/12/2014	29	17	23	30	0	9	7	1	56.667%
364	WOODBIDGE	11/5/2014	953	633	719	958	18	373	131	111	66.075%
1799	HAYMARKET	11/12/2014	132	93	101	134	2	41	10	40	69.403%
2001 +	ASHBURN	11/12/2014	62	58	47	63	6	21	11	20	92.063%
CDR: ROBERT YOWELL(247)			4293	3054	3251	4334	121	1884	503	546	70.466%

NORTHERN REGION-- SEVENTEENTH DISTRICT-- (18 Posts)

Post	Location	Last Transmittal	Prior Year Mbrs	Curr Year Mbrs	12/3/2014 75% Target Goal	Curr Year Goal	New Mbrs	Ren Mbrs	Paid Up For Life	On-line	Per Cent of Goal
24 +	ALEXANDRIA	11/12/2014	742	564	560	747	29	257	85	193	75.502%
44	ARLINGTON	11/5/2014	96	59	74	98	2	35	15	7	60.204%
85 +	ARLINGTON	11/7/2014	199	159	152	202	11	116	18	14	78.713%
123 +	GREENSPRING	11/12/2014	56	55	43	57	7	35	11	2	96.491%
129	ALEXANDRIA	11/12/2014	39	17	30	40	0	13	3	1	42.500%
130	FALLS CHURCH	11/5/2014	184	134	140	187	11	78	27	18	71.658%
139	ARLINGTON	11/5/2014	557	223	421	561	0	142	43	38	39.750%
162	LORTON	11/7/2014	487	311	368	491	9	215	31	56	63.340%
176	SPRINGFIELD	11/5/2014	1389	966	1046	1394	47	607	152	160	69.297%
177	FAIRFAX	11/5/2014	974	688	734	979	24	435	115	114	70.276%
180	VIENNA	11/5/2014	793	514	599	798	10	338	79	87	64.411%
184	HERNDON	11/5/2014	239	179	182	242	1	108	39	31	73.967%
194 +	ARLINGTON	11/5/2014	54	46	41	55	3	31	10	2	83.636%
225	FALLS CHURCH	11/5/2014	39	25	30	40	0	12	9	4	62.500%
270	McLEAN	11/5/2014	367	227	278	370	3	143	51	30	61.351%
1775	FORT BELVOIR	11/5/2014	76	19	59	78	0	0	13	6	24.359%
1976	ANNANDALE	11/5/2014	405	289	307	409	13	198	30	48	70.660%
1995	CENTREVILLE	11/5/2014	151	113	115	153	1	66	25	21	73.856%
CDR: C. CREDITT(129)			6847	4588	5176	6901	171	2829	756	832	66.483%

WESTERN REGION-- FIFTH DISTRICT-- (14 Posts)

Post	Location	Last Transmittal	Prior Year Mbrs	Curr Year Mbrs	12/3/2014 75% Target Goal	Curr Year Goal	New Mbrs	Ren Mbrs	Paid Up For Life	On-line	Per Cent of Goal
------	----------	------------------	-----------------	----------------	---------------------------	----------------	----------	----------	------------------	---------	------------------

WESTERN REGION-- FIFTH DISTRICT-- (14 Posts)

Post	Location	Last Transmittal	Prior Year Mbrs	Curr Year Mbrs	12/3/2014 75% Target Goal	Curr Year Goal	New Mbrs	Ren Mbrs	Paid Up For Life	On-line	Per Cent of Goal
8 +	SOUTH BOSTON	10/29/2014	320	245	242	323	4	214	18	9	75.851%
32	FARMVILLE	7/21/2014	20	1	16	21	0	0	1	0	4.762%
40	BLACKSTONE	7/21/2014	4	3	12	16	0	0	3	0	18.750%
43	CHASE CITY	10/16/2014	131	93	100	133	0	82	7	4	69.925%
45 +	CLARKSVILLE	11/4/2014	62	54	47	63	4	32	5	13	85.714%
50	CREWE	11/4/2014	68	48	52	69	4	30	3	11	69.565%
65	LAWRENCEVILLE	9/24/2014	14	10	12	16	6	4	0	0	62.500%
79 +	SOUTH HILL	11/12/2014	468	385	354	472	13	322	12	38	81.568%
94 *	ALBERTA	8/6/2014	10	11	12	16	2	8	1	0	68.750%
99	HALIFAX	11/12/2014	187	123	143	190	18	96	7	2	64.737%
102	VICTORIA		1		12	16					
147 +	KENBRIDGE	10/16/2014	42	37	32	43	0	22	11	4	86.047%
260	KEYSVILLE	11/5/2014	129	80	98	131	0	70	2	8	61.069%
342	VOLENS	10/22/2014	27	17	21	28	0	17	0	0	60.714%
CDR: TOM HART(147)			1483	1107	1153	1537	51	897	70	89	72.023%

WESTERN REGION-- SIXTH DISTRICT-- (13 Posts)

Post	Location	Last Transmittal	Prior Year Mbrs	Curr Year Mbrs	12/3/2014 75% Target Goal	Curr Year Goal	New Mbrs	Ren Mbrs	Paid Up For Life	On-line	Per Cent of Goal
6 +	ROCKY MOUNT	11/5/2014	141	109	107	143	1	97	7	4	76.224%
11	BASSETT	10/1/2014	83	20	64	85	0	8	4	8	23.529%
29	DANVILLE	11/12/2014	211	126	161	214	2	112	5	7	58.879%
42 +	MARTINSVILLE	11/12/2014	101	98	77	103	5	81	10	2	95.146%
47 +	CHATHAM	11/5/2014	25	21	20	26	2	15	0	4	80.769%
78	MARTINSVILLE	11/4/2014	195	143	149	198	2	130	6	5	72.222%
96 +	CALLAWAY	9/9/2014	15	14	12	16	0	13	0	1	87.500%
105	STUART	10/22/2014	84	64	65	86	2	53	6	3	74.419%
111 +	ROCKY MOUNT	10/16/2014	39	34	30	40	0	18	14	2	85.000%
127 +	FLOYD	11/12/2014	85	70	65	87	1	56	11	2	80.460%
232 +	GRETNA	10/29/2014	75	73	57	76	3	64	3	3	96.053%
325 +	DANVILLE	11/5/2014	353	282	267	356	3	249	20	10	79.213%
1097	DANVILLE	11/4/2014	378	281	287	382	15	215	30	21	73.560%
CDR: ROB PHELPS(325)			1785	1335	1359	1812	36	1111	116	72	73.675%

WESTERN REGION-- SEVENTH DISTRICT-- (9 Posts)

Post	Location	Last Transmittal	Prior Year Mbrs	Curr Year Mbrs	12/3/2014 75% Target Goal	Curr Year Goal	New Mbrs	Ren Mbrs	Paid Up For Life	On-line	Per Cent of Goal
7 +	PULASKI	11/12/2014	150	123	114	152	3	97	13	10	80.921%
9 +	WYTHEVILLE	10/29/2014	157	121	119	159	5	69	42	5	76.101%
18 +	MARION	11/4/2014	58	51	44	59	5	38	7	1	86.441%

WESTERN REGION-- SEVENTH DISTRICT-- (9 Posts)

Post	Location	Last Transmittal	Prior Year Mbrs	Curr Year Mbrs	12/3/2014 75% Target Goal	Curr Year Goal	New Mbrs	Ren Mbrs	Paid Up For Life	On-line	Per Cent of Goal
20	BLAND	10/16/2014	55	40	42	56	0	32	4	4	71.429%
58 +	DUBLIN	10/29/2014	43	42	33	44	1	35	1	5	95.455%
68	NARROWS	10/29/2014	127	94	97	129	2	69	23	0	72.868%
229 +	RURAL RETREAT	11/5/2014	154	120	117	156	0	72	36	12	76.923%
245	GALAX	11/4/2014	174	130	132	176	8	106	11	5	73.864%
311 +	PEMBROKE	10/22/2014	59	47	45	60	2	40	4	1	78.333%
CDR: ART TERRILL(68)			977	768	743	991	26	558	141	43	77.497%

WESTERN REGION-- EIGHTH DISTRICT-- (13 Posts)

Post	Location	Last Transmittal	Prior Year Mbrs	Curr Year Mbrs	12/3/2014 75% Target Goal	Curr Year Goal	New Mbrs	Ren Mbrs	Paid Up For Life	On-line	Per Cent of Goal
12 +	ABINGDON	11/12/2014	116	90	89	118	2	76	10	2	76.271%
14 +	POCAHONTAS	11/12/2014	97	80	74	99	0	69	6	5	80.808%
51	BRISTOL	7/17/2014	8	2	12	16	0	0	0	2	12.500%
122	BLUEFIELD	11/4/2014	33	23	26	34	0	20	3	0	67.647%
133	TAZEWELL	11/12/2014	116	88	89	118	4	72	10	2	74.576%
135	DAMASCUS	10/1/2014	42	25	32	43	1	22	2	0	58.140%
164 +	GRUNDY	11/5/2014	473	368	358	477	0	272	88	8	77.149%
185 +	JONESVILLE	11/4/2014	52	48	40	53	0	35	9	4	90.566%
208 +	LEBANON	11/5/2014	89	73	68	91	0	58	11	4	80.220%
227 +	CLINTWOOD	9/17/2014	27	21	21	28	0	15	4	2	75.000%
243	NORTON	11/5/2014	109	76	83	111	2	60	10	4	68.468%
265 +	GATE CITY	11/12/2014	108	85	83	110	4	73	1	7	77.273%
2000	HAYSI		1		12	16					
CDR: DENNIS GILBERT(208)			1271	979	986	1314	13	772	154	40	74.505%

WESTERN REGION-- NINTH DISTRICT-- (10 Posts)

Post	Location	Last Transmittal	Prior Year Mbrs	Curr Year Mbrs	12/3/2014 75% Target Goal	Curr Year Goal	New Mbrs	Ren Mbrs	Paid Up For Life	On-line	Per Cent of Goal
3 +	ROANOKE	11/7/2014	409	322	310	413	5	239	52	26	77.966%
4 +	COVINGTON	11/12/2014	75	59	57	76	0	48	7	4	77.632%
19	SALEM	8/20/2014	11	8	12	16	0	6	2	0	50.000%
30 +	RADFORD	11/12/2014	40	33	31	41	2	20	7	4	80.488%
59 +	CHRISTIANSBURG	11/12/2014	110	96	84	112	4	70	16	6	85.714%
80 +	VINTON	11/12/2014	104	89	80	106	0	72	13	4	83.962%
93 +	BUCHANAN	11/4/2014	63	57	48	64	2	43	7	5	89.063%
182 +	BLACKSBURG	11/4/2014	65	51	50	66	1	43	6	1	77.273%
240 +	TROUTVILLE	9/3/2014	28	28	22	29	2	13	12	1	96.552%
248 +	ROANOKE	10/29/2014	114	90	87	116	2	64	19	5	77.586%
CDR: GARLAND LINKOUS(59)			1019	833	779	1039	18	618	141	56	80.173%

WESTERN REGION-- TENTH DISTRICT-- (11 Posts)

Post	Location	Last Transmittal	Prior Year Mbrs	Curr Year Mbrs	12/3/2014 75% Target Goal	Curr Year Goal	New Mbrs	Ren Mbrs	Paid Up For Life	On-line	Per Cent of Goal
16 +	LYNCHBURG	11/12/2014	1066	804	803	1071	75	618	40	71	75.070%
17 +	LOVINGSTON	10/29/2014	47	41	36	48	3	31	5	2	85.417%
36	ALTAVISTA	11/4/2014	57	43	44	58	3	35	3	2	74.138%
52 +	BROOKNEAL	11/12/2014	47	41	36	48	0	40	1	0	85.417%
54 +	BEDFORD	11/12/2014	159	129	121	161	2	98	18	11	80.124%
62 +	SMITH MTN LAKE	11/4/2014	31	27	24	32	1	12	5	9	84.375%
104	APPOMATTOX	11/12/2014	202	146	154	205	0	123	17	6	71.220%
134 +	DILLWYN	10/8/2014	39	34	30	40	2	31	0	1	85.000%
217	BIG ISLAND	10/8/2014	26	17	20	27	0	15	1	1	62.963%
269 +	CUMBERLAND	10/15/2014	32	25	25	33	2	21	1	1	75.758%
274	MADISON HEIGHTS	11/12/2014	124	85	95	126	0	77	6	2	67.460%
CDR: CHARLES PAYNE II(62)			1830	1392	1387	1849	88	1101	97	106	75.284%

*** POSTS EQUALING OR SURPASSING THEIR PRIOR YEAR MEMBERSHIP**

***** POSTS EQUALING OR SURPASSING THEIR CURRENT YEAR GOAL**

+ POSTS EQUALING OR SURPASSING THEIR TARGET GOAL