

Dept of Virginia 2014-2015

17 Dec 2014

Finishing First in the Membership Stakes

Happy report before Christmas. And an apology to Phelps' trainers for mislabeling the 6th District's great jump last week. Nice to know several folks read this report 😊

The stable race takes an interesting move as we start turning the corner. Congrats to Cardwell's Stable on hitting **80%**. Waiting to watch and see massive number of posts all hit 100% at the same time. Steward's Stable throws in a huge 2% gain though nipping up to the North.

Dudley's 13th moves further forward leading the way by 3% but Cdr Orzo and the 1st makes a large 4% gain sneaking past the 9th into 2nd place. Is the 2nd making a timed move for the finish line? And what about the 4th jumping 3 places? Or the 14th moving 3% closer to the line? Time will tell.

Some great moves in the jockey realm. Congrats to Cdrs Alex V. and Short in Posts 2003 and 361 for entering the winner's circle. Special thanks to 2003 for saving Track Announcer embarrassment by sneaking that last pax by. 85% goal right around the corner with so many so close. Let's close that gap.

Lewis Field,
Department Track Announcer

North - AB Brown 77.5%

West - Robert Cardwell - 80.2%

East - Al Steward -76.2%


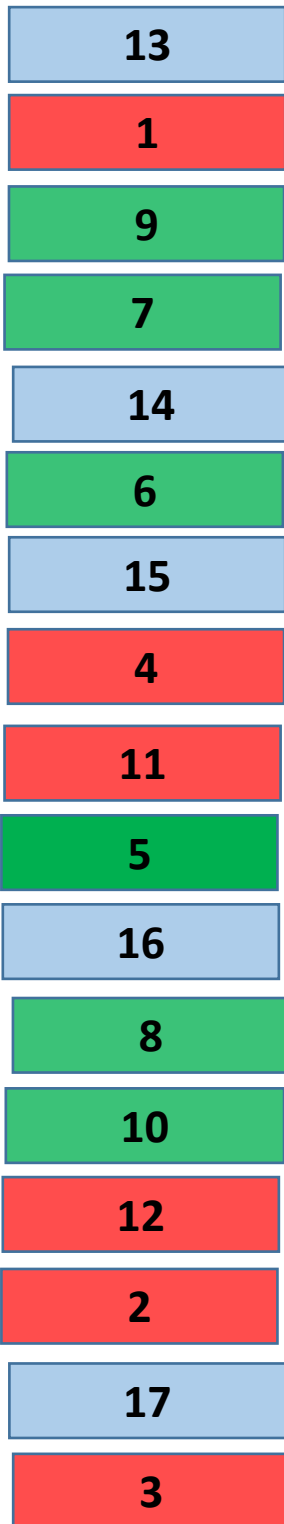
85%

75%


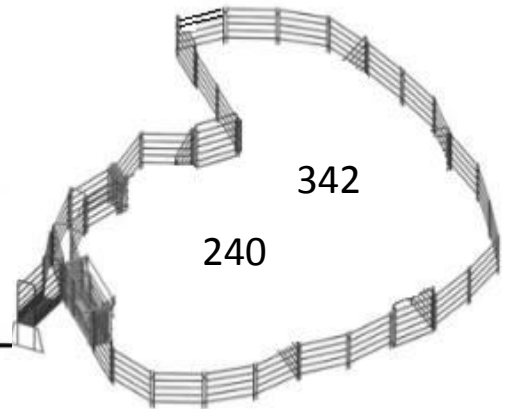
Trainers

Stable Owners

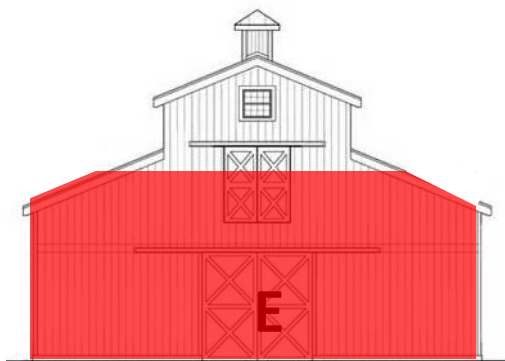
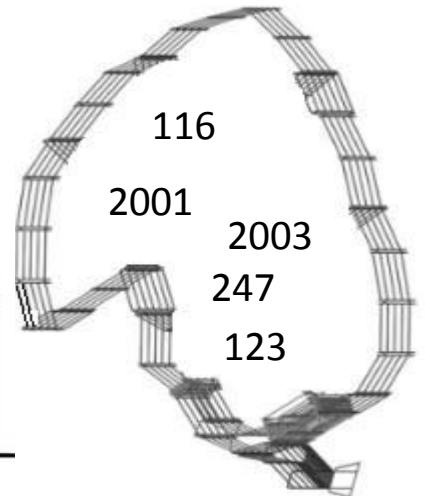
100% Jockeys



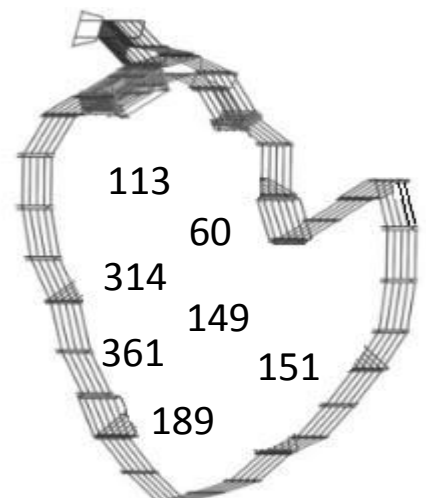
Cardwell's Corral



Brown's Bonanza



Steward's Stables



THE AMERICAN LEGION
DEPARTMENT OF VIRGINIA
REGION AND DISTRICT STANDINGS
AS OF 12/17/2014

Regional Standings

Region	Stand-ings	Prior Year Mbrs	Curr Year Mbrs	Curr Year Goal	New Mbrs	Ren Mbrs	Paid Up For Life	Online	Per Cent of Goal
WESTERN	1	8365	6849	8542	259	5384	722	484	80.180%
NORTHERN	2	16286	12749	16453	599	8190	1838	2122	77.487%
EASTERN	3	12686	9801	12868	515	6729	1169	1388	76.166%

District Standings

District		Prior Year Mbrs	Curr Year Mbrs	Curr Year Goal	New Mbrs	Ren Mbrs	Paid Up For Life	Online	Per Cent of Goal
THIRTEENTH	1	1927	1687	1950	152	1062	258	215	86.513%
FIRST	2	625	533	640	41	365	64	63	83.281%
NINTH	3	1019	865	1039	18	636	141	70	83.253%
SEVENTH	4	977	818	991	32	596	141	49	82.543%
FOURTEENTH	5	1080	911	1107	26	689	136	60	82.294%
SIXTH	6	1785	1482	1812	44	1239	117	82	81.788%
FIFTEENTH	7	2139	1764	2161	61	1390	164	149	81.629%
FOURTH	8	1642	1333	1667	100	986	122	125	79.964%
ELEVENTH	9	3103	2499	3144	91	1762	312	334	79.485%
FIFTH	10	1483	1220	1537	61	985	71	103	79.375%
SIXTEENTH	11	4293	3388	4334	161	2051	510	666	78.173%
EIGHTH	12	1271	1026	1314	14	806	154	52	78.082%
TENTH	13	1830	1438	1849	90	1122	98	128	77.772%
TWELFTH	14	1691	1316	1721	52	882	164	218	76.467%
SECOND	15	2736	2031	2773	133	1372	167	359	73.242%
SEVENTEENTH	16	6847	4999	6901	199	2998	770	1032	72.439%
THIRD	17	2889	2089	2923	98	1362	340	289	71.468%
TRADITIONAL:		37337	29399	37863	1373	20303	3729	3994	77.646%
POST 141:		7963	6836	9236	77	4994	467	1298	74.015%
CYBERPOST 1919:		0	0	1	0	0	0		0.000%
SUBTOTAL:		45300	36235	47100	1450	25297	4196	5292	76.932%
NEW DMS:			0	0					
OVERALL TOTAL			36235	47100					

YEAR TO DATE TOTALS AND SUMMARY

CURRENT YEAR GOAL:	47100
MEMBERSHIP AS OF 12/17/2014 :	36235
REMAINDER TO MEET GOAL:	10865

EASTERN REGION-- FIRST DISTRICT-- (4 Posts)

Post	Location	Last Transmittal	Prior Year Mbrs	Curr Year Mbrs	1/7/2015 85% Target Goal	Curr Year Goal	New Mbrs	Ren Mbrs	Paid Up For Life	On-line	Per Cent of Goal
56	NORTHAMPTON	12/16/2014	231	196	199	234	10	138	16	32	83.761%
100 +	PARKSLEY	11/12/2014	15	15	14	16	2	11	2	0	93.750%
101	ONANCOCK	10/9/2014	15	11	20	23	0	0	11	0	47.826%
159	CHINCOTEAGUE	12/17/2014	364	311	312	367	29	216	35	31	84.741%
CDR: RALPH ORZO(56)			625	533	544	640	41	365	64	63	83.281%

EASTERN REGION-- SECOND DISTRICT-- (14 Posts)

Post	Location	Last Transmittal	Prior Year Mbrs	Curr Year Mbrs	1/7/2015 85% Target Goal	Curr Year Goal	New Mbrs	Ren Mbrs	Paid Up For Life	On-line	Per Cent of Goal
5	NORFOLK	12/9/2014	190	145	164	193	11	119	3	12	75.130%
35	NORFOLK	12/17/2014	91	73	79	93	3	45	5	20	78.495%
37	PORTSMOUTH	12/17/2014	9	8	14	16	0	7	0	1	50.000%
60 *	NORFOLK	12/3/2014	47	48	41	48	10	27	3	8	100.000%
81	VIRGINIA BEACH	12/17/2014	13	13	14	16	2	9	2	0	81.250%
110	VIRGINIA BEACH	12/17/2014	342	265	293	345	5	171	40	49	76.812%
113 ***	PRINCESS ANNE	9/9/2014	49	52	43	50	3	43	4	2	104.000%
118	NORFOLK	9/3/2014	27	17	24	28	0	11	4	2	60.714%
190	PORTSMOUTH	12/17/2014	299	175	257	302	10	138	6	21	57.947%
204	NORFOLK	12/3/2014	53	43	46	54	0	39	1	3	79.630%
280	CHESAPEAKE	12/16/2014	431	301	370	435	10	174	27	90	69.195%
310 +	CHURCHLAND	12/3/2014	74	73	64	75	1	51	7	14	97.333%
327	NORFOLK	12/16/2014	1023	792	874	1028	76	517	64	135	77.043%
1992	VIRGINIA BEACH	12/9/2014	88	26	77	90	2	21	1	2	28.889%
CDR: ROD. DRUMMOND(5)			2736	2031	2357	2773	133	1372	167	359	73.242%

EASTERN REGION-- THIRD DISTRICT-- (17 Posts)

Post	Location	Last Transmittal	Prior Year Mbrs	Curr Year Mbrs	1/7/2015 85% Target Goal	Curr Year Goal	New Mbrs	Ren Mbrs	Paid Up For Life	On-line	Per Cent of Goal
25	NEWPORT NEWS	12/16/2014	332	258	285	335	13	185	30	30	77.015%
31	HAMPTON	11/17/2014	85	65	74	87	2	41	15	7	74.713%
39 +	WILLIAMSBURG	12/9/2014	102	91	88	104	2	64	9	16	87.500%
48	HAMPTON	12/17/2014	114	82	99	116	1	33	34	14	70.690%
61	CHARLES CITY	12/3/2014	42	29	37	43	2	25	1	1	67.442%
67	HAMPTON	12/3/2014	164	127	141	166	6	88	24	9	76.506%
75	GLOUCESTER	12/17/2014	193	148	167	196	8	81	31	28	75.510%
83 +	MATHEWS	12/17/2014	183	165	158	186	3	130	17	15	88.710%
165 +	YORKTOWN	11/4/2014	22	20	20	23	1	12	6	1	86.957%
172	WEST POINT	12/16/2014	34	28	30	35	3	21	1	3	80.000%
255	NEWPORT NEWS	12/17/2014	97	78	84	99	2	57	5	14	78.788%
273	POQUOSON	12/16/2014	122	99	105	124	2	56	29	12	79.839%

EASTERN REGION-- THIRD DISTRICT-- (17 Posts)

Post	Location	Last Transmittal	Prior Year Mbrs	Curr Year Mbrs	1/7/2015 85% Target Goal	Curr Year Goal	New Mbrs	Ren Mbrs	Paid Up For Life	On-line	Per Cent of Goal
314 ***	AYLETT	11/4/2014	23	29	20	24	5	8	15	1	120.833%
368	NEWPORT NEWS	12/16/2014	1218	756	1040	1223	46	492	105	113	61.815%
1776 +	WILLIAMSBURG	12/16/2014	94	86	82	96	2	60	6	18	89.583%
1991	TABB	12/2/2014	27	8	24	28	0	0	3	5	28.571%
1997	HAMPTON	11/19/2014	37	20	32	38	0	9	9	2	52.632%
CDR: FLOYD BROWN(31)			2889	2089	2485	2923	98	1362	340	289	71.468%

EASTERN REGION-- FOURTH DISTRICT-- (14 Posts)

Post	Location	Last Transmittal	Prior Year Mbrs	Curr Year Mbrs	1/7/2015 85% Target Goal	Curr Year Goal	New Mbrs	Ren Mbrs	Paid Up For Life	On-line	Per Cent of Goal
2	PETERSBURG	12/17/2014	408	310	350	412	41	200	25	44	75.243%
46	EMPORIA	12/17/2014	55	45	48	56	4	37	3	1	80.357%
49	SMITHFIELD	12/17/2014	182	138	157	185	3	97	19	19	74.595%
57	SUFFOLK	11/24/2014	101	81	88	103	3	66	4	8	78.641%
73	FRANKLIN	12/3/2014	119	93	103	121	1	77	11	4	76.860%
88	SUFFOLK	11/19/2014	72	61	62	73	8	45	4	4	83.562%
120	DISPUTANTA	12/2/2014	153	118	132	155	8	75	18	17	76.129%
146	HOPEWELL	12/16/2014	347	289	298	350	12	224	32	21	82.571%
149 ***	DINWIDDIE	12/3/2014	26	28	23	27	1	25	1	1	103.704%
151 ***	EMPORIA	11/19/2014	76	84	66	78	12	72	0	0	107.692%
160 +	SURRY	12/17/2014	35	35	31	36	2	27	2	4	97.222%
191	WAVERLY	11/19/2014	29	16	26	30	1	14	1	0	53.333%
264 +	JARRATT	12/3/2014	19	18	17	20	1	13	2	2	90.000%
276	BOYKINS	10/1/2014	20	17	18	21	3	14	0	0	80.952%
CDR: JAMES ROVINSKI(120)			1642	1333	1417	1667	100	986	122	125	79.964%

EASTERN REGION-- ELEVENTH DISTRICT-- (20 Posts)

Post	Location	Last Transmittal	Prior Year Mbrs	Curr Year Mbrs	1/7/2015 85% Target Goal	Curr Year Goal	New Mbrs	Ren Mbrs	Paid Up For Life	On-line	Per Cent of Goal
1	RICHMOND	12/3/2014	92	71	80	94	6	45	12	8	75.532%
38	RICHMOND	12/9/2014	22	16	20	23	0	15	1	0	69.565%
84	RICHMOND	12/16/2014	139	112	120	141	2	74	25	11	79.433%
87	AMELIA	10/16/2014	85	47	74	87	1	27	17	2	54.023%
91	CHESTERFIELD	10/8/2014	12	10	14	16	0	4	3	3	62.500%
108	RICHMOND	10/1/2014	43	26	37	44	0	22	3	1	59.091%
125	RICHMOND	12/2/2014	146	116	126	148	1	98	5	12	78.378%
136	ETTRICK	10/8/2014	30	21	26	31	0	21	0	0	67.742%
137	RICHMOND	12/9/2014	203	152	175	206	7	106	22	17	73.786%
144	HIGHLAND SPRINGS	12/2/2014	222	177	191	225	11	127	18	21	78.667%
186	MIDLOTHIAN	12/16/2014	352	293	302	355	14	196	25	58	82.535%

EASTERN REGION-- ELEVENTH DISTRICT-- (20 Posts)

Post	Location	Last Transmittal	Prior Year Mbrs	Curr Year Mbrs	1/7/2015 85% Target Goal	Curr Year Goal	New Mbrs	Ren Mbrs	Paid Up For Life	On-line	Per Cent of Goal
189 ***	RICHMOND	11/4/2014	31	35	27	32	7	17	10	1	109.375%
201	POWHATAN	12/16/2014	101	82	88	103	0	49	16	17	79.612%
210	RICHMOND	12/16/2014	29	16	26	30	1	11	2	2	53.333%
233 +	RICHMOND	10/22/2014	57	51	49	58	2	38	5	6	87.931%
242	SANDSTON	11/19/2014	93	72	81	95	2	58	10	2	75.789%
244 +	GLEN ALLEN	12/3/2014	143	124	123	145	1	104	8	11	85.517%
284	COLONIAL HEIGHTS	12/16/2014	1123	922	959	1128	29	627	124	142	81.738%
354	RICHMOND	12/16/2014	126	101	109	128	7	79	2	13	78.906%
361 *	RICHMOND	12/17/2014	54	55	47	55	0	44	4	7	100.000%
CDR: CHUCK TALLEY(144)			3103	2499	2672	3144	91	1762	312	334	79.485%

EASTERN REGION-- TWELFTH DISTRICT-- (13 Posts)

Post	Location	Last Transmittal	Prior Year Mbrs	Curr Year Mbrs	1/7/2015 85% Target Goal	Curr Year Goal	New Mbrs	Ren Mbrs	Paid Up For Life	On-line	Per Cent of Goal
55	FREDERICKSBURG	11/19/2014	161	117	139	163	3	86	16	12	71.779%
64	TAPPAHANNOCK	12/10/2014	57	48	49	58	1	39	3	5	82.759%
82	SALUDA	11/17/2014	29	25	26	30	5	8	7	5	83.333%
86	KILMARNOCK	12/2/2014	122	102	105	124	5	71	13	13	82.258%
89	KING GEORGE	12/17/2014	212	162	183	215	8	86	28	40	75.349%
117	REEDVILLE	12/16/2014	198	131	171	201	2	104	12	13	65.174%
148	COLONIAL BEACH	12/16/2014	243	185	209	246	11	129	14	31	75.203%
221	CAROLINE COUNTY	10/16/2014	60	35	52	61	1	19	8	7	57.377%
241	STORMONT	10/15/2014	9	9	14	16	0	8	0	1	56.250%
252	MONTROSS	12/15/2014	62	52	54	63	0	30	10	12	82.540%
320	SPOTSYLVANIA	12/16/2014	464	385	398	468	13	249	50	73	82.265%
329 +	DAHLGREN	10/29/2014	43	39	37	44	0	39	0	0	88.636%
401	WARSAW	12/16/2014	31	26	27	32	3	14	3	6	81.250%
CDR: RON CURLINGS(221)			1691	1316	1463	1721	52	882	164	218	76.467%

NORTHERN REGION-- THIRTEENTH DISTRICT-- (10 Posts)

Post	Location	Last Transmittal	Prior Year Mbrs	Curr Year Mbrs	1/7/2015 85% Target Goal	Curr Year Goal	New Mbrs	Ren Mbrs	Paid Up For Life	On-line	Per Cent of Goal
74 +	CHARLOTTESVILLE	12/17/2014	722	640	618	727	57	379	135	69	88.033%
90	BEAVERDAM	10/22/2014	35	27	31	36	2	17	4	4	75.000%
116 ***	LOUISA	12/17/2014	91	100	79	93	11	56	12	21	107.527%
128 +	STANARDSVILLE	12/9/2014	87	80	76	89	9	58	3	10	89.888%
156	ORANGE	12/16/2014	207	168	179	210	7	128	17	16	80.000%
157	MADISON	12/17/2014	139	117	120	141	17	62	20	18	82.979%
175	MECHANICSVILLE	12/17/2014	314	253	269	317	20	170	23	40	79.811%
206	ASHLAND	12/17/2014	43	34	37	44	1	29	3	1	77.273%

NORTHERN REGION-- THIRTEENTH DISTRICT-- (10 Posts)

Post	Location	Last Transmittal	Prior Year Mbrs	Curr Year Mbrs	1/7/2015 85% Target Goal	Curr Year Goal	New Mbrs	Ren Mbrs	Paid Up For Life	On-line	Per Cent of Goal
215	GOOCHLAND	12/16/2014	138	114	119	140	8	71	22	13	81.429%
2003 ***	FLUVANNA COUNTY	12/17/2014	151	154	130	153	20	92	19	23	100.654%
CDR: JOE DUDLEY(2003)			1927	1687	1658	1950	152	1062	258	215	86.513%

NORTHERN REGION-- FOURTEENTH DISTRICT-- (11 Posts)

Post	Location	Last Transmittal	Prior Year Mbrs	Curr Year Mbrs	1/7/2015 85% Target Goal	Curr Year Goal	New Mbrs	Ren Mbrs	Paid Up For Life	On-line	Per Cent of Goal
13	STAUNTON	12/2/2014	181	153	156	184	2	119	20	12	83.152%
27 +	DAYTON	12/16/2014	249	217	214	252	4	162	34	17	86.111%
76	HARRISONBURG	12/17/2014	47	35	41	48	0	29	5	1	72.917%
92	BATH COUNTY	8/12/2014	19	13	17	20	0	10	3	0	65.000%
126	BUENA VISTA	11/19/2014	99	85	86	101	0	72	9	4	84.158%
155	HIGHLAND	11/12/2014	8	5	14	16	0	4	1	0	31.250%
188	HARRISONBURG	12/17/2014	227	180	196	230	14	146	12	8	78.261%
222 +	ELKTON	9/17/2014	19	18	17	20	0	17	0	1	90.000%
278 +	PLAINS DISTRICT	11/12/2014	21	21	19	22	1	9	11	0	95.455%
291	LEXINGTON	11/12/2014	21	16	19	22	0	15	0	1	72.727%
340 +	EAST AUGUSTA COU	12/16/2014	189	168	163	192	5	106	41	16	87.500%
CDR: EDDIE HUMES(188)			1080	911	941	1107	26	689	136	60	82.294%

NORTHERN REGION-- FIFTEENTH DISTRICT-- (7 Posts)

Post	Location	Last Transmittal	Prior Year Mbrs	Curr Year Mbrs	1/7/2015 85% Target Goal	Curr Year Goal	New Mbrs	Ren Mbrs	Paid Up For Life	On-line	Per Cent of Goal
21	WINCHESTER	12/17/2014	501	398	429	505	10	326	31	31	78.812%
22 +	LURAY	11/19/2014	77	67	67	79	2	47	16	2	84.810%
41 +	BERRYVILLE	12/2/2014	175	170	150	177	2	136	8	24	96.045%
53	FRONT ROYAL	12/16/2014	406	315	349	410	9	244	41	21	76.829%
77 +	STRASBURG	12/16/2014	310	272	266	313	29	203	18	22	86.901%
166	NEW MARKET	12/17/2014	178	152	154	181	4	111	25	12	83.978%
199	WOODSTOCK	12/16/2014	492	390	422	496	5	323	25	37	78.629%
CDR: F. HILLYARD(77)			2139	1764	1837	2161	61	1390	164	149	81.629%

NORTHERN REGION-- SIXTEENTH DISTRICT-- (16 Posts)

Post	Location	Last Transmittal	Prior Year Mbrs	Curr Year Mbrs	1/7/2015 85% Target Goal	Curr Year Goal	New Mbrs	Ren Mbrs	Paid Up For Life	On-line	Per Cent of Goal
10	MANASSAS	12/17/2014	786	634	672	791	52	353	86	143	80.152%
28	DUMFRIES	12/16/2014	347	262	298	350	16	167	39	40	74.857%
34	LEESBURG	11/24/2014	87	64	76	89	1	36	16	11	71.910%
72	WARRENTON	12/16/2014	485	379	416	489	14	250	47	68	77.505%

NORTHERN REGION-- SIXTEENTH DISTRICT-- (16 Posts)

Post	Location	Last Transmittal	Prior Year Mbrs	Curr Year Mbrs	1/7/2015 85% Target Goal	Curr Year Goal	New Mbrs	Ren Mbrs	Paid Up For Life	On-line	Per Cent of Goal
114	MANASSAS	12/16/2014	77	52	67	79	0	34	11	7	65.823%
150	STERLING PARK	12/16/2014	106	91	92	108	0	58	12	21	84.259%
158	MANASSAS	12/5/2014	35	23	31	36	0	12	7	4	63.889%
247 ***	REMGINTON	12/9/2014	57	60	49	58	10	30	15	5	103.448%
290	STAFFORD	12/17/2014	654	541	560	659	24	346	70	101	82.094%
293	PURCELLVILLE	12/16/2014	234	168	201	237	1	116	16	35	70.886%
295 +	MIDDLEBURG	10/8/2014	32	28	28	33	3	22	1	2	84.848%
330	CULPEPER	12/16/2014	217	172	187	220	6	117	28	21	78.182%
360 +	WARRENTON	12/10/2014	29	26	26	30	1	17	7	1	86.667%
364	WOODBIDGE	12/16/2014	953	713	814	958	22	424	134	133	74.426%
1799	HAYMARKET	12/16/2014	132	105	114	134	3	46	10	46	78.358%
2001 ***	ASHBURN	12/17/2014	62	70	54	63	8	23	11	28	111.111%
CDR: ROBERT YOWELL(247)			4293	3388	3684	4334	161	2051	510	666	78.173%

NORTHERN REGION-- SEVENTEENTH DISTRICT-- (18 Posts)

Post	Location	Last Transmittal	Prior Year Mbrs	Curr Year Mbrs	1/7/2015 85% Target Goal	Curr Year Goal	New Mbrs	Ren Mbrs	Paid Up For Life	On-line	Per Cent of Goal
24	ALEXANDRIA	12/17/2014	742	632	635	747	32	274	87	239	84.605%
44	ARLINGTON	12/16/2014	96	65	83	98	2	35	15	13	66.327%
85	ARLINGTON	12/17/2014	199	167	172	202	13	120	18	16	82.673%
123 *	GREENSPRING	12/9/2014	56	57	48	57	9	35	11	2	100.000%
129	ALEXANDRIA	12/2/2014	39	19	34	40	0	13	3	3	47.500%
130	FALLS CHURCH	12/16/2014	184	144	159	187	12	84	27	21	77.005%
139	ARLINGTON	12/16/2014	557	233	477	561	0	142	44	47	41.533%
162	LORTON	12/17/2014	487	346	417	491	11	233	32	70	70.468%
176	SPRINGFIELD	12/16/2014	1389	1022	1185	1394	52	626	154	190	73.314%
177	FAIRFAX	12/17/2014	974	790	832	979	34	485	119	152	80.695%
180	VIENNA	12/16/2014	793	541	678	798	10	352	79	100	67.794%
184	HERNDON	12/17/2014	239	194	206	242	1	114	39	40	80.165%
194 +	ARLINGTON	12/17/2014	54	52	47	55	5	34	11	2	94.545%
225	FALLS CHURCH	12/16/2014	39	27	34	40	0	12	9	6	67.500%
270	McLEAN	12/17/2014	367	247	315	370	4	158	52	33	66.757%
1775	FORT BELVOIR	12/16/2014	76	25	66	78	0	0	14	11	32.051%
1976	ANNANDALE	12/16/2014	405	310	348	409	13	207	31	59	75.795%
1995	CENTREVILLE	12/16/2014	151	128	130	153	1	74	25	28	83.660%
CDR: C. CREDITT(129)			6847	4999	5866	6901	199	2998	770	1032	72.439%

WESTERN REGION-- FIFTH DISTRICT-- (14 Posts)

Post	Location	Last Transmittal	Prior Year Mbrs	Curr Year Mbrs	1/7/2015 85% Target Goal	Curr Year Goal	New Mbrs	Ren Mbrs	Paid Up For Life	On-line	Per Cent of Goal
------	----------	------------------	-----------------	----------------	--------------------------	----------------	----------	----------	------------------	---------	------------------

WESTERN REGION-- FIFTH DISTRICT-- (14 Posts)

Post	Location	Last Transmittal	Prior Year Mbrs	Curr Year Mbrs	1/7/2015 85% Target Goal	Curr Year Goal	New Mbrs	Ren Mbrs	Paid Up For Life	On-line	Per Cent of Goal
8	SOUTH BOSTON	12/9/2014	320	259	275	323	6	223	18	12	80.186%
32	FARMVILLE	12/16/2014	20	2	18	21	0	0	1	1	9.524%
40	BLACKSTONE	7/21/2014	4	3	14	16	0	0	3	0	18.750%
43	CHASE CITY	12/9/2014	131	108	113	133	0	97	7	4	81.203%
45 +	CLARKSVILLE	12/17/2014	62	59	54	63	5	32	5	17	93.651%
50	CREWE	12/9/2014	68	52	59	69	4	34	3	11	75.362%
65 *	LAWRENCEVILLE	12/17/2014	14	15	14	16	9	6	0	0	93.750%
79 +	SOUTH HILL	12/16/2014	468	411	401	472	13	344	12	42	87.076%
94 *	ALBERTA	11/19/2014	10	13	14	16	3	9	1	0	81.250%
99	HALIFAX	12/17/2014	187	127	162	190	18	98	7	4	66.842%
102	VICTORIA		1		14	16					
147 +	KENBRIDGE	11/19/2014	42	38	37	43	0	23	11	4	88.372%
260	KEYSVILLE	11/19/2014	129	105	111	131	2	92	3	8	80.153%
342 *	VOLENS	11/19/2014	27	28	24	28	1	27	0	0	100.000%
CDR: TOM HART(147)			1483	1220	1306	1537	61	985	71	103	79.375%

WESTERN REGION-- SIXTH DISTRICT-- (13 Posts)

Post	Location	Last Transmittal	Prior Year Mbrs	Curr Year Mbrs	1/7/2015 85% Target Goal	Curr Year Goal	New Mbrs	Ren Mbrs	Paid Up For Life	On-line	Per Cent of Goal
6	ROCKY MOUNT	12/9/2014	141	116	122	143	2	103	7	4	81.119%
11	BASSETT	12/16/2014	83	49	72	85	0	36	4	9	57.647%
29	DANVILLE	12/17/2014	211	150	182	214	2	135	5	8	70.093%
42 +	MARTINSVILLE	11/24/2014	101	100	88	103	6	82	10	2	97.087%
47 +	CHATHAM	12/17/2014	25	24	22	26	3	17	0	4	92.308%
78	MARTINSVILLE	12/17/2014	195	160	168	198	2	147	6	5	80.808%
96 +	CALLAWAY	12/3/2014	15	15	14	16	0	14	0	1	93.750%
105	STUART	12/2/2014	84	66	73	86	2	53	6	5	76.744%
111 +	ROCKY MOUNT	11/24/2014	39	35	34	40	0	19	14	2	87.500%
127	FLOYD	12/3/2014	85	72	74	87	1	58	11	2	82.759%
232 +	GRETNA	10/29/2014	75	73	65	76	3	64	3	3	96.053%
325	DANVILLE	12/16/2014	353	299	303	356	5	263	20	11	83.989%
1097	DANVILLE	12/17/2014	378	323	325	382	18	248	31	26	84.555%
CDR: ROB PHELPS(325)			1785	1482	1540	1812	44	1239	117	82	81.788%

WESTERN REGION-- SEVENTH DISTRICT-- (9 Posts)

Post	Location	Last Transmittal	Prior Year Mbrs	Curr Year Mbrs	1/7/2015 85% Target Goal	Curr Year Goal	New Mbrs	Ren Mbrs	Paid Up For Life	On-line	Per Cent of Goal
7	PULASKI	12/16/2014	150	127	129	152	4	99	13	11	83.553%
9	WYTHEVILLE	12/17/2014	157	129	135	159	5	76	42	6	81.132%
18 +	MARION	11/24/2014	58	57	50	59	6	43	7	1	96.610%

WESTERN REGION-- SEVENTH DISTRICT-- (9 Posts)

Post	Location	Last Transmittal	Prior Year Mbrs	Curr Year Mbrs	1/7/2015 85% Target Goal	Curr Year Goal	New Mbrs	Ren Mbrs	Paid Up For Life	On-line	Per Cent of Goal
20	BLAND	11/24/2014	55	47	48	56	1	38	4	4	83.929%
58 +	DUBLIN	12/17/2014	43	43	37	44	2	35	1	5	97.727%
68	NARROWS	11/19/2014	127	97	110	129	3	71	23	0	75.194%
229	RURAL RETREAT	12/17/2014	154	126	133	156	0	77	36	13	80.769%
245	GALAX	12/16/2014	174	145	150	176	9	117	11	8	82.386%
311	PEMBROKE	10/22/2014	59	47	51	60	2	40	4	1	78.333%
CDR: ART TERRILL(68)			977	818	842	991	32	596	141	49	82.543%

WESTERN REGION-- EIGHTH DISTRICT-- (13 Posts)

Post	Location	Last Transmittal	Prior Year Mbrs	Curr Year Mbrs	1/7/2015 85% Target Goal	Curr Year Goal	New Mbrs	Ren Mbrs	Paid Up For Life	On-line	Per Cent of Goal
12	ABINGDON	12/16/2014	116	94	100	118	2	77	10	5	79.661%
14	POCAHONTAS	12/9/2014	97	82	84	99	0	71	6	5	82.828%
51	BRISTOL	12/2/2014	8	3	14	16	0	0	0	3	18.750%
122	BLUEFIELD	12/10/2014	33	24	29	34	0	21	3	0	70.588%
133	TAZEWELL	12/16/2014	116	97	100	118	5	76	10	6	82.203%
135	DAMASCUS	12/9/2014	42	30	37	43	1	27	2	0	69.767%
164	GRUNDY	12/3/2014	473	376	405	477	0	279	88	9	78.826%
185 +	JONESVILLE	11/19/2014	52	49	45	53	0	36	9	4	92.453%
208 +	LEBANON	12/3/2014	89	77	77	91	0	62	11	4	84.615%
227	CLINTWOOD	9/17/2014	27	21	24	28	0	15	4	2	75.000%
243	NORTON	12/17/2014	109	82	94	111	2	65	10	5	73.874%
265	GATE CITY	12/16/2014	108	91	94	110	4	77	1	9	82.727%
2000	HAYSI		1		14	16					
CDR: DENNIS GILBERT(208)			1271	1026	1117	1314	14	806	154	52	78.082%

WESTERN REGION-- NINTH DISTRICT-- (10 Posts)

Post	Location	Last Transmittal	Prior Year Mbrs	Curr Year Mbrs	1/7/2015 85% Target Goal	Curr Year Goal	New Mbrs	Ren Mbrs	Paid Up For Life	On-line	Per Cent of Goal
3	ROANOKE	12/16/2014	409	338	351	413	5	249	52	32	81.840%
4	COVINGTON	12/17/2014	75	61	65	76	0	49	7	5	80.263%
19	SALEM	12/17/2014	11	9	14	16	0	7	2	0	56.250%
30	RADFORD	11/12/2014	40	33	35	41	2	20	7	4	80.488%
59 +	CHRISTIANSBURG	12/9/2014	110	99	95	112	4	72	16	7	88.393%
80 +	VINTON	12/17/2014	104	93	90	106	0	73	13	7	87.736%
93 +	BUCHANAN	11/19/2014	63	58	54	64	2	44	7	5	90.625%
182	BLACKSBURG	12/16/2014	65	52	56	66	1	43	6	2	78.788%
240 *	TROUTVILLE	11/24/2014	28	29	25	29	2	14	12	1	100.000%
248	ROANOKE	11/24/2014	114	93	99	116	2	65	19	7	80.172%
CDR: GARLND LINKOUS(182)			1019	865	883	1039	18	636	141	70	83.253%

WESTERN REGION-- TENTH DISTRICT-- (11 Posts)

Post	Location	Last Transmittal	Prior Year Mbrs	Curr Year Mbrs	1/7/2015 85% Target Goal	Curr Year Goal	New Mbrs	Ren Mbrs	Paid Up For Life	On-line	Per Cent of Goal
16	LYNCHBURG	12/16/2014	1066	820	910	1071	75	618	41	86	76.564%
17 +	LOVINGSTON	11/19/2014	47	43	41	48	3	33	5	2	89.583%
36	ALTAVISTA	12/9/2014	57	48	49	58	3	39	3	3	82.759%
52 +	BROOKNEAL	12/9/2014	47	43	41	48	1	40	1	1	89.583%
54	BEDFORD	12/17/2014	159	133	137	161	2	102	18	11	82.609%
62 +	SMITH MTN LAKE	11/17/2014	31	28	27	32	1	12	5	10	87.500%
104	APPOMATTOX	12/17/2014	202	157	174	205	1	130	17	9	76.585%
134 +	DILLWYN	10/8/2014	39	34	34	40	2	31	0	1	85.000%
217	BIG ISLAND	10/8/2014	26	17	23	27	0	15	1	1	62.963%
269	CUMBERLAND	12/16/2014	32	26	28	33	2	21	1	2	78.788%
274	MADISON HEIGHTS	12/3/2014	124	89	107	126	0	81	6	2	70.635%
CDR: CHARLES PAYNE II(62)			1830	1438	1572	1849	90	1122	98	128	77.772%

*** POSTS EQUALING OR SURPASSING THEIR PRIOR YEAR MEMBERSHIP**

***** POSTS EQUALING OR SURPASSING THEIR CURRENT YEAR GOAL**

+ POSTS EQUALING OR SURPASSING THEIR TARGET GOAL