

Dept of Virginia 2014-2015

28 Jan 2015

Finishing First in the Membership Stakes

Holy hoofprints Batman, the stable race has closed stupendously. Brown's Bonanza has evened up to Cardwell's Corral which leads by 16 thousandths. Stewart's Stable has moved most the way up on the others.

While Cdr Dudley's Fighting 13th trainers continue to lead, Cdr Orzo's 1st made another huge 2.5% move - only half a percent out of first place. The 14th and 6th also helped the West's move with 1% or better increases. The 13th, 16th and 17th also came above 1% gains. Outstanding moves with Cdr Yowell's 16th the biggest mover this week up 4 places.

Jockey Richardson's team worked hard and brought Post 78 into the Winner's Circle this week. Way to go.

90% goal is right around the corner with many posts and half dozen Districts within reach if you send in those renewals and new members you have right away.

Great work – at this rate the announcer will have to get new meds.

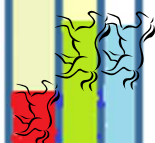
Lewis Field,
Department Track Announcer

North - AB Brown 85.30%

West - Robert Cardwell - 85.32%

East - Al Steward -84.14%

85%




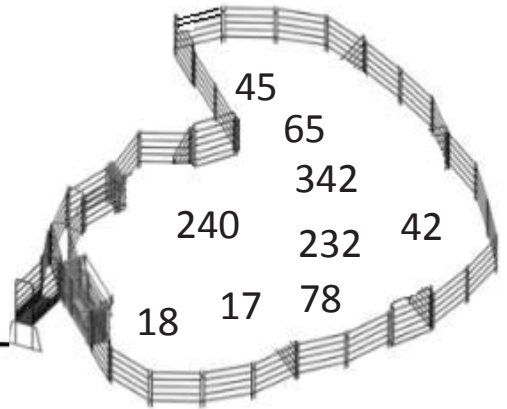
Trainers

13
1
15
14
6
7
5
16
4
11
9
10
2
12
8
17
3

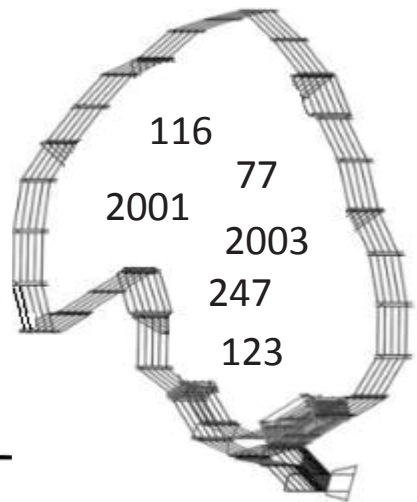
Stable Owners



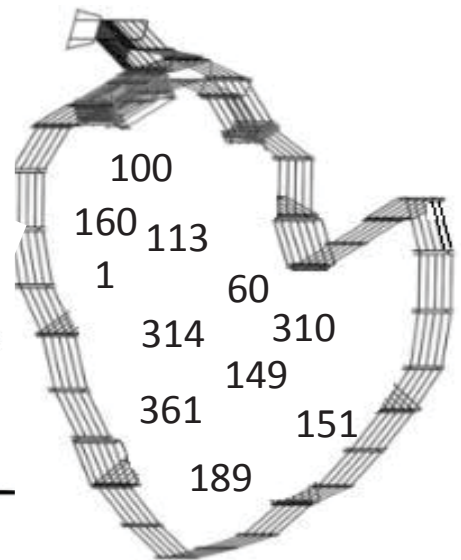
Cardwell's Corral



Brown's Bonanza



Steward's Stables



THE AMERICAN LEGION
DEPARTMENT OF VIRGINIA
REGION AND DISTRICT STANDINGS
AS OF 1/28/2015

Regional Standings

Region	Stand-ings	Prior Year Mbrs	Curr Year Mbrs	Curr Year Goal	New Mbrs	Ren Mbrs	Paid Up For Life	Online	Per Cent of Goal
WESTERN	1	8365	7288	8542	307	5726	723	532	85.320%
NORTHERN	2	16286	14035	16453	692	9045	1848	2450	85.304%
EASTERN	3	12686	10829	12868	633	7429	1179	1588	84.154%

District Standings

District		Prior Year Mbrs	Curr Year Mbrs	Curr Year Goal	New Mbrs	Ren Mbrs	Paid Up For Life	Online	Per Cent of Goal
THIRTEENTH	1	1927	1810	1950	160	1136	258	256	92.821%
FIRST	2	625	591	640	52	405	64	70	92.344%
FIFTEENTH	3	2139	1941	2161	67	1544	164	166	89.820%
FOURTEENTH	4	1080	962	1107	30	725	136	71	86.902%
SIXTH	5	1785	1570	1812	54	1311	117	88	86.645%
SEVENTH	6	977	858	991	39	624	141	54	86.579%
FIFTH	7	1483	1326	1537	72	1069	71	114	86.272%
SIXTEENTH	8	4293	3717	4334	192	2237	511	777	85.764%
FOURTH	9	1642	1429	1667	113	1055	123	138	85.723%
ELEVENTH	10	3103	2694	3144	112	1882	315	385	85.687%
NINTH	11	1019	888	1039	20	649	141	78	85.467%
TENTH	12	1830	1560	1849	103	1216	99	142	84.370%
SECOND	13	2736	2333	2773	159	1588	168	418	84.133%
TWELFTH	14	1691	1446	1721	67	973	164	242	84.021%
EIGHTH	15	1271	1086	1314	19	857	154	56	82.648%
SEVENTEENTH	16	6847	5605	6901	243	3403	779	1180	81.220%
THIRD	17	2889	2336	2923	130	1526	345	335	79.918%
TRADITIONAL:		37337	32152	37863	1632	22200	3750	4570	84.917%
POST 141:		7963	7468	9236	88	5404	476	1500	80.858%
CYBERPOST 1919:		0	0	1	0	0	0		0.000%
SUBTOTAL:		45300	39620	47100	1720	27604	4226	6070	84.119%
NEW DMS:			0	0					
OVERALL TOTAL			39620	47100					

YEAR TO DATE TOTALS AND SUMMARY

CURRENT YEAR GOAL:	47100
MEMBERSHIP AS OF 1/28/2015 :	39620
REMAINDER TO MEET GOAL:	7480

EASTERN REGION-- FIRST DISTRICT-- (4 Posts)

Post	Location	Last Transmittal	Prior Year Mbrs	Curr Year Mbrs	2/4/2015 90% Target Goal	Curr Year Goal	New Mbrs	Ren Mbrs	Paid Up For Life	On-line	Per Cent of Goal
56	NORTHAMPTON	1/21/2015	231	210	211	234	15	142	16	37	89.744%
100 *	PARKSLEY	12/30/2014	15	16	14	16	2	12	2	0	100.000%
101 *	ONANCOCK	1/28/2015	15	17	21	23	2	3	11	1	73.913%
159 +	CHINCOTEAGUE	1/28/2015	364	348	330	367	33	248	35	32	94.823%
CDR: RALPH ORZO(56)			625	591	576	640	52	405	64	70	92.344%

EASTERN REGION-- SECOND DISTRICT-- (14 Posts)

Post	Location	Last Transmittal	Prior Year Mbrs	Curr Year Mbrs	2/4/2015 90% Target Goal	Curr Year Goal	New Mbrs	Ren Mbrs	Paid Up For Life	On-line	Per Cent of Goal
5	NORFOLK	1/21/2015	190	170	174	193	11	141	3	15	88.083%
35	NORFOLK	1/21/2015	91	78	84	93	4	48	5	21	83.871%
37	PORTSMOUTH	12/17/2014	9	8	14	16	0	7	0	1	50.000%
60 ***	NORFOLK	1/1/2015	47	52	43	48	11	29	3	9	108.333%
81	VIRGINIA BEACH	12/17/2014	13	13	14	16	2	9	2	0	81.250%
110	VIRGINIA BEACH	1/28/2015	342	282	311	345	5	181	40	56	81.739%
113 ***	PRINCESS ANNE	9/9/2014	49	52	45	50	3	43	4	2	104.000%
118	NORFOLK	1/28/2015	27	22	25	28	0	16	4	2	78.571%
190	PORTSMOUTH	1/21/2015	299	209	272	302	10	163	6	30	69.205%
204	NORFOLK	12/31/2014	53	45	49	54	0	41	1	3	83.333%
280	CHESAPEAKE	1/28/2015	431	378	392	435	14	234	27	103	86.897%
310 ***	CHURCHLAND	1/28/2015	74	79	68	75	2	54	7	16	105.333%
327	NORFOLK	1/21/2015	1023	919	925	1028	95	601	65	158	89.397%
1992	VIRGINIA BEACH	12/9/2014	88	26	81	90	2	21	1	2	28.889%
CDR: ROD. DRUMMOND(5)			2736	2333	2496	2773	159	1588	168	418	84.133%

EASTERN REGION-- THIRD DISTRICT-- (17 Posts)

Post	Location	Last Transmittal	Prior Year Mbrs	Curr Year Mbrs	2/4/2015 90% Target Goal	Curr Year Goal	New Mbrs	Ren Mbrs	Paid Up For Life	On-line	Per Cent of Goal
25	NEWPORT NEWS	1/28/2015	332	283	302	335	15	203	31	34	84.478%
31	HAMPTON	1/21/2015	85	74	78	87	4	45	15	10	85.057%
39 +	WILLIAMSBURG	1/14/2015	102	97	94	104	4	67	9	17	93.269%
48	HAMPTON	1/20/2015	114	93	104	116	2	40	34	17	80.172%
61	CHARLES CITY	12/31/2014	42	33	39	43	3	28	1	1	76.744%
67	HAMPTON	1/21/2015	164	135	149	166	8	92	25	10	81.325%
75	GLOUCESTER	1/20/2015	193	161	176	196	8	88	33	32	82.143%
83 +	MATHEWS	1/14/2015	183	171	167	186	3	135	17	16	91.935%
165	YORKTOWN	11/4/2014	22	20	21	23	1	12	6	1	86.957%
172	WEST POINT	1/21/2015	34	31	32	35	3	24	1	3	88.571%
255 +	NEWPORT NEWS	1/21/2015	97	89	89	99	2	65	5	17	89.899%
273	POQUOSON	1/7/2015	122	103	112	124	3	57	29	14	83.065%

EASTERN REGION-- THIRD DISTRICT-- (17 Posts)

Post	Location	Last Transmittal	Prior Year Mbrs	Curr Year Mbrs	2/4/2015 90% Target Goal	Curr Year Goal	New Mbrs	Ren Mbrs	Paid Up For Life	On-line	Per Cent of Goal
314 ***	AYLETT	1/20/2015	23	30	22	24	5	8	15	2	125.000%
368	NEWPORT NEWS	1/28/2015	1218	878	1101	1223	66	575	106	131	71.791%
1776 +	WILLIAMSBURG	1/20/2015	94	91	86	96	3	62	6	20	94.792%
1991	TABB	1/1/2015	27	24	25	28	0	15	3	6	85.714%
1997	HAMPTON	1/14/2015	37	23	34	38	0	10	9	4	60.526%
CDR: FLOYD BROWN(31)			2889	2336	2631	2923	130	1526	345	335	79.918%

EASTERN REGION-- FOURTH DISTRICT-- (14 Posts)

Post	Location	Last Transmittal	Prior Year Mbrs	Curr Year Mbrs	2/4/2015 90% Target Goal	Curr Year Goal	New Mbrs	Ren Mbrs	Paid Up For Life	On-line	Per Cent of Goal
2	PETERSBURG	1/21/2015	408	326	371	412	41	212	26	47	79.126%
46 +	EMPORIA	1/21/2015	55	50	50	56	5	41	3	1	89.286%
49	SMITHFIELD	1/20/2015	182	152	167	185	5	105	19	23	82.162%
57	SUFFOLK	1/28/2015	101	89	93	103	3	74	4	8	86.408%
73	FRANKLIN	1/14/2015	119	100	109	121	1	84	11	4	82.645%
88 +	SUFFOLK	1/21/2015	72	69	66	73	13	45	4	7	94.521%
120	DISPUTANTA	1/20/2015	153	134	140	155	11	86	18	19	86.452%
146	HOPEWELL	1/28/2015	347	307	315	350	14	240	32	21	87.714%
149 ***	DINWIDDIE	12/3/2014	26	28	24	27	1	25	1	1	103.704%
151 ***	EMPORIA	12/18/2014	76	83	70	78	12	71	0	0	106.410%
160 *	SURRY	1/20/2015	35	36	32	36	2	27	2	5	100.000%
191	WAVERLY	1/21/2015	29	18	27	30	1	16	1	0	60.000%
264 +	JARRATT	12/23/2014	19	19	18	20	1	14	2	2	95.000%
276	BOYKINS	1/14/2015	20	18	19	21	3	15	0	0	85.714%
CDR: JAMES ROVINSKI(120)			1642	1429	1500	1667	113	1055	123	138	85.723%

EASTERN REGION-- ELEVENTH DISTRICT-- (20 Posts)

Post	Location	Last Transmittal	Prior Year Mbrs	Curr Year Mbrs	2/4/2015 90% Target Goal	Curr Year Goal	New Mbrs	Ren Mbrs	Paid Up For Life	On-line	Per Cent of Goal
1 ***	RICHMOND	1/20/2015	92	97	85	94	13	58	14	12	103.191%
38	RICHMOND	1/28/2015	22	18	21	23	0	16	1	1	78.261%
84	RICHMOND	1/7/2015	139	121	127	141	4	80	25	12	85.816%
87	AMELIA	1/21/2015	85	54	78	87	1	33	17	3	62.069%
91	CHESTERFIELD	1/20/2015	12	12	14	16	0	5	3	4	75.000%
108	RICHMOND	1/20/2015	43	31	40	44	0	25	3	3	70.455%
125	RICHMOND	1/21/2015	146	122	133	148	2	102	5	13	82.432%
136	ETTRICK	10/8/2014	30	21	28	31	0	21	0	0	67.742%
137	RICHMOND	1/20/2015	203	167	185	206	9	115	22	21	81.068%
144	HIGHLAND SPRINGS	1/28/2015	222	194	203	225	14	138	18	24	86.222%
186	MIDLOTHIAN	1/20/2015	352	313	320	355	14	209	25	65	88.169%

EASTERN REGION-- ELEVENTH DISTRICT-- (20 Posts)

Post	Location	Last Transmittal	Prior Year Mbrs	Curr Year Mbrs	2/4/2015 90% Target Goal	Curr Year Goal	New Mbrs	Ren Mbrs	Paid Up For Life	On-line	Per Cent of Goal
189 ***	RICHMOND	12/23/2014	31	37	29	32	8	18	10	1	115.625%
201	POWHATAN	1/20/2015	101	85	93	103	0	49	16	20	82.524%
210	RICHMOND	1/1/2015	29	17	27	30	1	11	2	3	56.667%
233 +	RICHMOND	1/21/2015	57	55	52	58	2	41	5	7	94.828%
242	SANDSTON	1/14/2015	93	75	86	95	2	61	10	2	78.947%
244	GLEN ALLEN	1/1/2015	143	128	131	145	1	107	8	12	88.276%
284	COLONIAL HEIGHTS	1/28/2015	1123	979	1015	1128	34	661	124	160	86.791%
354	RICHMOND	1/28/2015	126	110	115	128	7	87	2	14	85.938%
361 ***	RICHMOND	1/20/2015	54	58	50	55	0	45	5	8	105.455%
CDR: CHUCK TALLEY(144)			3103	2694	2830	3144	112	1882	315	385	85.687%

EASTERN REGION-- TWELFTH DISTRICT-- (13 Posts)

Post	Location	Last Transmittal	Prior Year Mbrs	Curr Year Mbrs	2/4/2015 90% Target Goal	Curr Year Goal	New Mbrs	Ren Mbrs	Paid Up For Life	On-line	Per Cent of Goal
55	FREDERICKSBURG	1/21/2015	161	126	147	163	4	93	16	13	77.301%
64	TAPPAHANNOCK	1/14/2015	57	51	52	58	1	42	3	5	87.931%
82	SALUDA	11/17/2014	29	25	27	30	5	8	7	5	83.333%
86	KILMARNOCK	1/28/2015	122	107	112	124	5	75	13	14	86.290%
89	KING GEORGE	1/28/2015	212	175	194	215	9	90	28	48	81.395%
117	REEDVILLE	1/28/2015	198	151	181	201	4	120	12	15	75.124%
148	COLONIAL BEACH	1/21/2015	243	214	221	246	16	148	14	36	86.992%
221	CAROLINE COUNTY	1/14/2015	60	50	55	61	5	30	8	7	81.967%
241	STORMONT	10/15/2014	9	9	14	16	0	8	0	1	56.250%
252 +	MONTROSS	1/14/2015	62	59	57	63	0	37	10	12	93.651%
320	SPOTSYLVANIA	1/21/2015	464	412	421	468	15	267	50	80	88.034%
329	DAHLGREN	10/29/2014	43	39	40	44	0	39	0	0	88.636%
401	WARSAW	1/14/2015	31	28	29	32	3	16	3	6	87.500%
CDR: RON CURLINGS(221)			1691	1446	1549	1721	67	973	164	242	84.021%

NORTHERN REGION-- THIRTEENTH DISTRICT-- (10 Posts)

Post	Location	Last Transmittal	Prior Year Mbrs	Curr Year Mbrs	2/4/2015 90% Target Goal	Curr Year Goal	New Mbrs	Ren Mbrs	Paid Up For Life	On-line	Per Cent of Goal
74 +	CHARLOTTESVILLE	1/28/2015	722	698	654	727	57	416	135	90	96.011%
90	BEAVERDAM	10/22/2014	35	27	32	36	2	17	4	4	75.000%
116 ***	LOUISA	1/21/2015	91	102	84	93	11	58	12	21	109.677%
128 +	STANARDSVILLE	1/28/2015	87	86	80	89	9	64	3	10	96.629%
156	ORANGE	1/20/2015	207	172	189	210	7	130	17	18	81.905%
157 +	MADISON	1/21/2015	139	129	127	141	18	65	20	26	91.489%
175	MECHANICSVILLE	1/21/2015	314	271	285	317	21	183	23	44	85.489%
206	ASHLAND	1/14/2015	43	35	40	44	1	30	3	1	79.545%

NORTHERN REGION-- THIRTEENTH DISTRICT-- (10 Posts)

Post	Location	Last Transmittal	Prior Year Mbrs	Curr Year Mbrs	2/4/2015 90% Target Goal	Curr Year Goal	New Mbrs	Ren Mbrs	Paid Up For Life	On-line	Per Cent of Goal
215 +	GOOCHLAND	1/28/2015	138	132	126	140	13	79	22	18	94.286%
2003 ***	FLUVANNA COUNTY	1/28/2015	151	158	138	153	21	94	19	24	103.268%
CDR: JOE DUDLEY(2003)			1927	1810	1755	1950	160	1136	258	256	92.821%

NORTHERN REGION-- FOURTEENTH DISTRICT-- (11 Posts)

Post	Location	Last Transmittal	Prior Year Mbrs	Curr Year Mbrs	2/4/2015 90% Target Goal	Curr Year Goal	New Mbrs	Ren Mbrs	Paid Up For Life	On-line	Per Cent of Goal
13	STAUNTON	1/20/2015	181	160	166	184	2	124	20	14	86.957%
27 +	DAYTON	1/20/2015	249	227	227	252	5	169	34	19	90.079%
76	HARRISONBURG	1/14/2015	47	36	43	48	0	29	5	2	75.000%
92	BATH COUNTY	1/1/2015	19	14	18	20	0	10	3	1	70.000%
126	BUENA VISTA	1/14/2015	99	89	91	101	1	75	9	4	88.119%
155	HIGHLAND	11/12/2014	8	5	14	16	0	4	1	0	31.250%
188	HARRISONBURG	1/20/2015	227	200	207	230	15	161	12	12	86.957%
222 +	ELKTON	9/17/2014	19	18	18	20	0	17	0	1	90.000%
278 +	PLAINS DISTRICT	11/12/2014	21	21	20	22	1	9	11	0	95.455%
291	LEXINGTON	1/20/2015	21	17	20	22	0	15	0	2	77.273%
340 +	EAST AUGUSTA COU	1/14/2015	189	175	173	192	6	112	41	16	91.146%
CDR: EDDIE HUMES(188)			1080	962	996	1107	30	725	136	71	86.902%

NORTHERN REGION-- FIFTEENTH DISTRICT-- (7 Posts)

Post	Location	Last Transmittal	Prior Year Mbrs	Curr Year Mbrs	2/4/2015 90% Target Goal	Curr Year Goal	New Mbrs	Ren Mbrs	Paid Up For Life	On-line	Per Cent of Goal
21	WINCHESTER	1/28/2015	501	432	455	505	10	360	31	31	85.545%
22 +	LURAY	1/28/2015	77	72	71	79	2	51	16	3	91.139%
41 +	BERRYVILLE	1/1/2015	175	173	159	177	4	136	8	25	97.740%
53	FRONT ROYAL	1/20/2015	406	358	369	410	10	279	41	28	87.317%
77 ***	STRASBURG	1/14/2015	310	319	282	313	32	246	18	23	101.917%
166	NEW MARKET	1/28/2015	178	161	163	181	4	118	25	14	88.950%
199	WOODSTOCK	1/20/2015	492	426	446	496	5	354	25	42	85.887%
CDR: F. HILLYARD(77)			2139	1941	1945	2161	67	1544	164	166	89.820%

NORTHERN REGION-- SIXTEENTH DISTRICT-- (16 Posts)

Post	Location	Last Transmittal	Prior Year Mbrs	Curr Year Mbrs	2/4/2015 90% Target Goal	Curr Year Goal	New Mbrs	Ren Mbrs	Paid Up For Life	On-line	Per Cent of Goal
10	MANASSAS	1/21/2015	786	696	712	791	58	387	86	165	87.990%
28	DUMFRIES	1/20/2015	347	272	315	350	16	167	39	50	77.714%
34	LEESBURG	1/21/2015	87	68	80	89	1	38	16	13	76.404%
72	WARRENTON	1/28/2015	485	429	440	489	18	284	47	80	87.730%

NORTHERN REGION-- SIXTEENTH DISTRICT-- (16 Posts)

Post	Location	Last Transmittal	Prior Year Mbrs	Curr Year Mbrs	2/4/2015 90% Target Goal	Curr Year Goal	New Mbrs	Ren Mbrs	Paid Up For Life	On-line	Per Cent of Goal
114	MANASSAS	1/14/2015	77	58	71	79	0	39	11	8	73.418%
150	STERLING PARK	1/20/2015	106	96	97	108	0	60	12	24	88.889%
158	MANASSAS	12/5/2014	35	23	32	36	0	12	7	4	63.889%
247 ***	REMINGTON	1/28/2015	57	66	52	58	14	30	15	7	113.793%
290 +	STAFFORD	1/28/2015	654	595	593	659	30	371	70	124	90.288%
293	PURCELLVILLE	1/28/2015	234	189	213	237	3	131	16	39	79.747%
295	MIDDLEBURG	1/14/2015	32	29	30	33	3	23	1	2	87.879%
330	CULPEPER	1/28/2015	217	185	198	220	7	129	28	21	84.091%
360 +	WARRENTON	12/31/2014	29	27	27	30	1	18	7	1	90.000%
364	WOODBIDGE	1/28/2015	953	801	862	958	30	476	135	160	83.612%
1799	HAYMARKET	1/28/2015	132	112	121	134	3	49	10	50	83.582%
2001 ***	ASHBURN	1/21/2015	62	71	57	63	8	23	11	29	112.698%
CDR: ROBERT YOWELL(247)			4293	3717	3901	4334	192	2237	511	777	85.764%

NORTHERN REGION-- SEVENTEENTH DISTRICT-- (18 Posts)

Post	Location	Last Transmittal	Prior Year Mbrs	Curr Year Mbrs	2/4/2015 90% Target Goal	Curr Year Goal	New Mbrs	Ren Mbrs	Paid Up For Life	On-line	Per Cent of Goal
24	ALEXANDRIA	1/21/2015	742	670	672	747	33	292	89	256	89.692%
44	ARLINGTON	1/28/2015	96	83	88	98	4	50	15	14	84.694%
85	ARLINGTON	1/28/2015	199	181	182	202	14	125	18	24	89.604%
123 ***	GREENSPRING	1/28/2015	56	59	51	57	10	36	11	2	103.509%
129	ALEXANDRIA	1/28/2015	39	23	36	40	0	17	3	3	57.500%
130	FALLS CHURCH	1/20/2015	184	164	168	187	13	99	27	25	87.701%
139	ARLINGTON	1/21/2015	557	289	505	561	6	183	44	56	51.515%
162	LORTON	1/28/2015	487	388	442	491	14	262	32	80	79.022%
176	SPRINGFIELD	1/28/2015	1389	1129	1255	1394	61	689	157	222	80.990%
177	FAIRFAX	1/28/2015	974	875	881	979	42	537	119	177	89.377%
180	VIENNA	1/21/2015	793	639	718	798	17	424	81	117	80.075%
184	HERNDON	1/28/2015	239	211	218	242	1	124	39	47	87.190%
194 +	ARLINGTON	1/14/2015	54	54	50	55	6	35	11	2	98.182%
225	FALLS CHURCH	12/31/2014	39	29	36	40	0	14	9	6	72.500%
270	McLEAN	1/21/2015	367	264	333	370	4	168	54	38	71.351%
1775	FORT BELVOIR	12/31/2014	76	58	70	78	0	33	14	11	74.359%
1976	ANNANDALE	1/28/2015	405	346	368	409	17	231	31	67	84.597%
1995 +	CENTREVILLE	1/28/2015	151	143	138	153	1	84	25	33	93.464%
CDR: C. CREDITT(129)			6847	5605	6211	6901	243	3403	779	1180	81.220%

WESTERN REGION-- FIFTH DISTRICT-- (14 Posts)

Post	Location	Last Transmittal	Prior Year Mbrs	Curr Year Mbrs	2/4/2015 90% Target Goal	Curr Year Goal	New Mbrs	Ren Mbrs	Paid Up For Life	On-line	Per Cent of Goal
------	----------	------------------	-----------------	----------------	--------------------------	----------------	----------	----------	------------------	---------	------------------

WESTERN REGION-- FIFTH DISTRICT-- (14 Posts)

Post	Location	Last Transmittal	Prior Year Mbrs	Curr Year Mbrs	2/4/2015 90% Target Goal	Curr Year Goal	New Mbrs	Ren Mbrs	Paid Up For Life	On-line	Per Cent of Goal
8	SOUTH BOSTON	1/21/2015	320	286	291	323	8	245	18	15	88.545%
32	FARMVILLE	1/7/2015	20	14	19	21	0	12	1	1	66.667%
40	BLACKSTONE	7/21/2014	4	3	14	16	0	0	3	0	18.750%
43	CHASE CITY	1/28/2015	131	115	120	133	0	103	7	5	86.466%
45 *	CLARKSVILLE	1/21/2015	62	63	57	63	5	36	5	17	100.000%
50	CREWE	1/14/2015	68	58	62	69	4	37	3	14	84.058%
65 ***	LAWRENCEVILLE	12/31/2014	14	17	14	16	10	7	0	0	106.250%
79 +	SOUTH HILL	1/14/2015	468	433	425	472	14	361	12	46	91.737%
94 *	ALBERTA	11/19/2014	10	13	14	16	3	9	1	0	81.250%
99	HALIFAX	1/21/2015	187	152	171	190	25	116	7	4	80.000%
102	VICTORIA		1		14	16					
147 +	KENBRIDGE	12/31/2014	42	39	39	43	0	24	11	4	90.698%
260	KEYSVILLE	11/19/2014	129	105	118	131	2	92	3	8	80.153%
342 *	VOLENS	11/19/2014	27	28	25	28	1	27	0	0	100.000%
CDR: TOM HART(147)			1483	1326	1383	1537	72	1069	71	114	86.272%

WESTERN REGION-- SIXTH DISTRICT-- (13 Posts)

Post	Location	Last Transmittal	Prior Year Mbrs	Curr Year Mbrs	2/4/2015 90% Target Goal	Curr Year Goal	New Mbrs	Ren Mbrs	Paid Up For Life	On-line	Per Cent of Goal
6	ROCKY MOUNT	1/21/2015	141	124	129	143	2	110	7	5	86.713%
11	BASSETT	12/23/2014	83	50	77	85	0	37	4	9	58.824%
29	DANVILLE	1/28/2015	211	162	193	214	2	147	5	8	75.701%
42 ***	MARTINSVILLE	1/28/2015	101	106	93	103	6	88	10	2	102.913%
47 +	CHATHAM	12/17/2014	25	24	23	26	3	17	0	4	92.308%
78	MARTINSVILLE	1/28/2015	195	168	178	198	2	154	6	6	84.848%
96 +	CALLAWAY	12/3/2014	15	15	14	16	0	14	0	1	93.750%
105	STUART	1/20/2015	84	70	77	86	2	56	6	6	81.395%
111	ROCKY MOUNT	11/24/2014	39	35	36	40	0	19	14	2	87.500%
127	FLOYD	1/28/2015	85	76	78	87	3	60	11	2	87.356%
232 *	GRETNA	12/23/2014	75	76	68	76	5	65	3	3	100.000%
325	DANVILLE	1/28/2015	353	317	320	356	7	276	20	14	89.045%
1097 +	DANVILLE	1/28/2015	378	347	344	382	22	268	31	26	90.838%
CDR: ROB PHELPS(325)			1785	1570	1631	1812	54	1311	117	88	86.645%

WESTERN REGION-- SEVENTH DISTRICT-- (9 Posts)

Post	Location	Last Transmittal	Prior Year Mbrs	Curr Year Mbrs	2/4/2015 90% Target Goal	Curr Year Goal	New Mbrs	Ren Mbrs	Paid Up For Life	On-line	Per Cent of Goal
7	PULASKI	1/7/2015	150	131	137	152	5	102	13	11	86.184%
9	WYTHEVILLE	1/7/2015	157	132	143	159	6	78	42	6	83.019%
18 ***	MARION	1/14/2015	58	64	53	59	9	45	7	3	108.475%

WESTERN REGION-- SEVENTH DISTRICT-- (9 Posts)

Post	Location	Last Transmittal	Prior Year Mbrs	Curr Year Mbrs	2/4/2015 90% Target Goal	Curr Year Goal	New Mbrs	Ren Mbrs	Paid Up For Life	On-line	Per Cent of Goal
20	BLAND	12/23/2014	55	49	50	56	1	40	4	4	87.500%
58 +	DUBLIN	12/17/2014	43	43	40	44	2	35	1	5	97.727%
68	NARROWS	1/21/2015	127	103	116	129	4	76	23	0	79.845%
229	RURAL RETREAT	1/14/2015	154	129	140	156	0	80	36	13	82.692%
245	GALAX	1/1/2015	174	152	158	176	10	120	11	11	86.364%
311 +	PEMBROKE	1/28/2015	59	55	54	60	2	48	4	1	91.667%
CDR: ART TERRILL(68)			977	858	892	991	39	624	141	54	86.579%

WESTERN REGION-- EIGHTH DISTRICT-- (13 Posts)

Post	Location	Last Transmittal	Prior Year Mbrs	Curr Year Mbrs	2/4/2015 90% Target Goal	Curr Year Goal	New Mbrs	Ren Mbrs	Paid Up For Life	On-line	Per Cent of Goal
12 +	ABINGDON	1/21/2015	116	106	106	118	3	87	10	6	89.831%
14	POCAHONTAS	1/7/2015	97	85	89	99	0	74	6	5	85.859%
51	BRISTOL	12/2/2014	8	3	14	16	0	0	0	3	18.750%
122	BLUEFIELD	12/30/2014	33	26	31	34	0	23	3	0	76.471%
133	TAZEWELL	1/21/2015	116	105	106	118	7	81	10	7	88.983%
135	DAMASCUS	12/9/2014	42	30	39	43	1	27	2	0	69.767%
164	GRUNDY	1/21/2015	473	389	429	477	0	290	88	11	81.551%
185 +	JONESVILLE	11/19/2014	52	49	48	53	0	36	9	4	92.453%
208 +	LEBANON	1/28/2015	89	83	82	91	0	68	11	4	91.209%
227	CLINTWOOD	1/21/2015	27	22	25	28	0	16	4	2	78.571%
243	NORTON	1/14/2015	109	91	100	111	3	73	10	5	81.982%
265	GATE CITY	1/7/2015	108	97	99	110	5	82	1	9	88.182%
2000	HAYSI		1		14	16					
CDR: DENNIS GILBERT(208)			1271	1086	1183	1314	19	857	154	56	82.648%

WESTERN REGION-- NINTH DISTRICT-- (10 Posts)

Post	Location	Last Transmittal	Prior Year Mbrs	Curr Year Mbrs	2/4/2015 90% Target Goal	Curr Year Goal	New Mbrs	Ren Mbrs	Paid Up For Life	On-line	Per Cent of Goal
3	ROANOKE	1/1/2015	409	340	372	413	5	249	52	34	82.324%
4	COVINGTON	1/7/2015	75	62	68	76	0	50	7	5	81.579%
19	SALEM	1/14/2015	11	10	14	16	0	8	2	0	62.500%
30 +	RADFORD	1/20/2015	40	38	37	41	4	22	7	5	92.683%
59	CHRISTIANSBURG	1/20/2015	110	100	101	112	4	72	16	8	89.286%
80 +	VINTON	1/14/2015	104	95	95	106	0	75	13	7	89.623%
93 +	BUCHANAN	11/19/2014	63	58	58	64	2	44	7	5	90.625%
182	BLACKSBURG	1/20/2015	65	57	59	66	1	46	6	4	86.364%
240 *	TROUTVILLE	11/24/2014	28	29	26	29	2	14	12	1	100.000%
248	ROANOKE	1/21/2015	114	99	104	116	2	69	19	9	85.345%
CDR: GARLND LINKOUS(182)			1019	888	935	1039	20	649	141	78	85.467%

WESTERN REGION-- TENTH DISTRICT-- (11 Posts)

Post	Location	Last Transmittal	Prior Year Mbrs	Curr Year Mbrs	2/4/2015 90% Target Goal	Curr Year Goal	New Mbrs	Ren Mbrs	Paid Up For Life	On-line	Per Cent of Goal
16	LYNCHBURG	1/28/2015	1066	913	964	1071	85	690	42	96	85.247%
17 ***	LOVINGSTON	1/14/2015	47	50	43	48	4	39	5	2	104.167%
36	ALTAVISTA	12/9/2014	57	48	52	58	3	39	3	3	82.759%
52 +	BROOKNEAL	12/9/2014	47	43	43	48	1	40	1	1	89.583%
54	BEDFORD	1/21/2015	159	138	145	161	2	105	18	13	85.714%
62 +	SMITH MTN LAKE	12/30/2014	31	29	29	32	1	13	5	10	90.625%
104	APPOMATTOX	1/20/2015	202	163	185	205	2	134	17	10	79.512%
134 +	DILLWYN	1/20/2015	39	36	36	40	3	31	0	2	90.000%
217	BIG ISLAND	10/8/2014	26	17	24	27	0	15	1	1	62.963%
269	CUMBERLAND	12/16/2014	32	26	30	33	2	21	1	2	78.788%
274	MADISON HEIGHTS	12/30/2014	124	97	113	126	0	89	6	2	76.984%
CDR: CHARLES PAYNE II(62)			1830	1560	1664	1849	103	1216	99	142	84.370%

*** POSTS EQUALING OR SURPASSING THEIR PRIOR YEAR MEMBERSHIP**

***** POSTS EQUALING OR SURPASSING THEIR CURRENT YEAR GOAL**

+ POSTS EQUALING OR SURPASSING THEIR TARGET GOAL