

Dept of Virginia 2014-2015

4 Feb 2015

Finishing First in the Membership Stakes

The Earth's axis has shifted, pigs are overhead and it has frozen in places unmentioned with a double whammy this week.

Brown's Bonanza has usurped the lead by a nose advancing a percent this week. Will this last or does Cardwell's Corral come back?? Or does Steward's Stable show both what's what??

Trainer Orzo's 1st continued large moves with a 1.4% gain passing the 13th and taking the lead by an eyelash.

Jockey Frederick's 1776 joins the elite Winner's Circle this week adding 4 renewals and a new member last week.

To highlight again - online renewals are great and easy. Remember however there is a delay in when they are registered for your goal as has been mentioned several times.

Your Perseverance is paying off. Continue to move on renewals and show new members what the Legion is about to get them interested in your Post programs

Where are those new meds???

Lewis Field,
Department Track Announcer

North - AB Brown 86.3%

West - Robert Cardwell - 86.1%


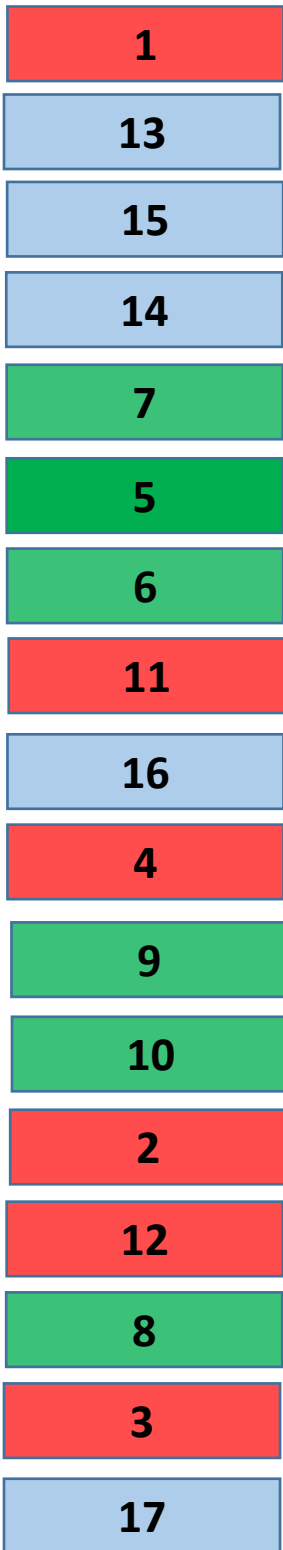
East - Al Steward -85.2%

85%


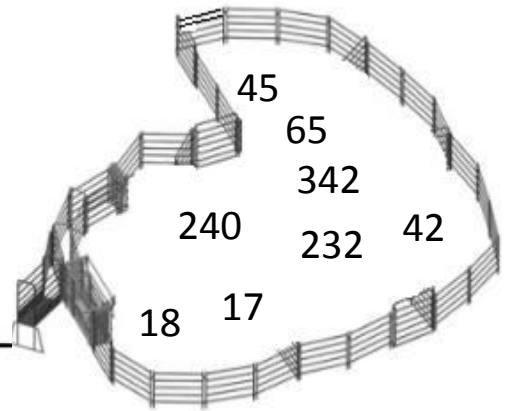
Trainers

Stable Owners

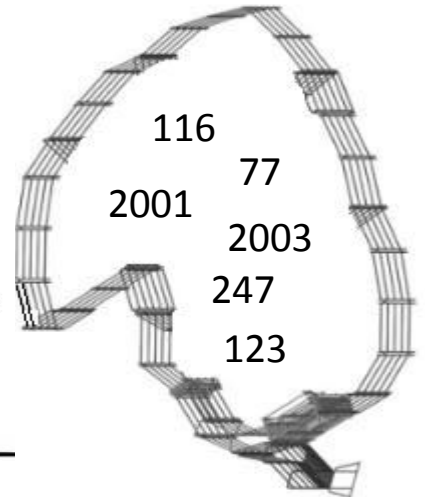
100% Jockeys



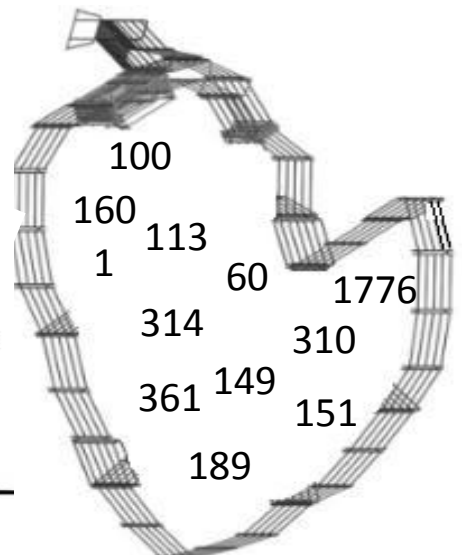
Cardwell's Corral



Brown's Bonanza



Steward's Stables



THE AMERICAN LEGION
DEPARTMENT OF VIRGINIA
REGION AND DISTRICT STANDINGS
AS OF 2/4/2015

Regional Standings

Region	Stand-ings	Prior Year Mbrs	Curr Year Mbrs	Curr Year Goal	New Mbrs	Ren Mbrs	Paid Up For Life	Online	Per Cent of Goal
NORTHERN	1	16286	14201	16453	723	9135	1848	2495	86.313%
WESTERN	2	8365	7358	8542	314	5774	723	547	86.139%
EASTERN	3	12686	10969	12868	665	7512	1179	1613	85.242%

District Standings

District		Prior Year Mbrs	Curr Year Mbrs	Curr Year Goal	New Mbrs	Ren Mbrs	Paid Up For Life	Online	Per Cent of Goal
FIRST	1	625	600	640	55	410	64	71	93.750%
THIRTEENTH	2	1927	1826	1950	163	1142	258	263	93.641%
FIFTEENTH	3	2139	1990	2161	75	1578	164	173	92.087%
FOURTEENTH	4	1080	973	1107	36	730	136	71	87.895%
SEVENTH	5	977	871	991	39	635	141	56	87.891%
FIFTH	6	1483	1347	1537	78	1081	71	117	87.638%
SIXTH	7	1785	1579	1812	54	1316	117	92	87.141%
ELEVENTH	8	3103	2734	3144	122	1907	315	390	86.959%
SIXTEENTH	9	4293	3765	4334	202	2262	511	790	86.871%
FOURTH	10	1642	1433	1667	114	1056	123	140	85.963%
NINTH	11	1019	891	1039	20	650	141	80	85.756%
TENTH	12	1830	1571	1849	103	1223	99	146	84.965%
SECOND	13	2736	2355	2773	169	1593	168	425	84.926%
TWELFTH	14	1691	1449	1721	67	973	164	245	84.195%
EIGHTH	15	1271	1099	1314	20	869	154	56	83.638%
THIRD	16	2889	2398	2923	138	1573	345	342	82.039%
SEVENTEENTH	17	6847	5647	6901	247	3423	779	1198	81.829%
TRADITIONAL:		37337	32528	37863	1702	22421	3750	4655	85.910%
POST 141:		7963	7573	9236	88	5474	476	1535	81.994%
CYBERPOST 1919:		0	0	1	0	0	0		0.000%
SUBTOTAL:		45300	40101	47100	1790	27895	4226	6190	85.140%
NEW DMS:			0	0					
OVERALL TOTAL			40101	47100					

YEAR TO DATE TOTALS AND SUMMARY

CURRENT YEAR GOAL:	47100
MEMBERSHIP AS OF 2/4/2015 :	40101
REMAINDER TO MEET GOAL:	6999

EASTERN REGION-- FIRST DISTRICT-- (4 Posts)

Post	Location	Last Transmittal	Prior Year Mbrs	Curr Year Mbrs	2/4/2015 90% Target Goal	Curr Year Goal	New Mbrs	Ren Mbrs	Paid Up For Life	On-line	Per Cent of Goal
56 +	NORTHAMPTON	2/4/2015	231	213	211	234	16	143	16	38	91.026%
100 *	PARKSLEY	12/30/2014	15	16	14	16	2	12	2	0	100.000%
101 *	ONANCOCK	2/4/2015	15	17	21	23	2	3	11	1	73.913%
159 +	CHINCOTEAGUE	2/4/2015	364	354	330	367	35	252	35	32	96.458%
CDR: RALPH ORZO(56)			625	600	576	640	55	410	64	71	93.750%

EASTERN REGION-- SECOND DISTRICT-- (14 Posts)

Post	Location	Last Transmittal	Prior Year Mbrs	Curr Year Mbrs	2/4/2015 90% Target Goal	Curr Year Goal	New Mbrs	Ren Mbrs	Paid Up For Life	On-line	Per Cent of Goal
5 +	NORFOLK	2/4/2015	190	174	174	193	14	142	3	15	90.155%
35	NORFOLK	2/2/2015	91	79	84	93	4	48	5	22	84.946%
37	PORTSMOUTH	12/17/2014	9	8	14	16	0	7	0	1	50.000%
60 ***	NORFOLK	2/4/2015	47	53	43	48	11	30	3	9	110.417%
81	VIRGINIA BEACH	12/17/2014	13	13	14	16	2	9	2	0	81.250%
110	VIRGINIA BEACH	2/2/2015	342	283	311	345	5	181	40	57	82.029%
113 ***	PRINCESS ANNE	9/9/2014	49	52	45	50	3	43	4	2	104.000%
118	NORFOLK	1/28/2015	27	22	25	28	0	16	4	2	78.571%
190	PORTSMOUTH	1/21/2015	299	209	272	302	10	163	6	30	69.205%
204	NORFOLK	12/31/2014	53	45	49	54	0	41	1	3	83.333%
280	CHESAPEAKE	2/2/2015	431	380	392	435	14	234	27	105	87.356%
310 ***	CHURCHLAND	2/2/2015	74	80	68	75	2	54	7	17	106.667%
327 +	NORFOLK	2/4/2015	1023	931	925	1028	102	604	65	160	90.564%
1992	VIRGINIA BEACH	12/9/2014	88	26	81	90	2	21	1	2	28.889%
CDR: ROD. DRUMMOND(5)			2736	2355	2496	2773	169	1593	168	425	84.926%

EASTERN REGION-- THIRD DISTRICT-- (17 Posts)

Post	Location	Last Transmittal	Prior Year Mbrs	Curr Year Mbrs	2/4/2015 90% Target Goal	Curr Year Goal	New Mbrs	Ren Mbrs	Paid Up For Life	On-line	Per Cent of Goal
25	NEWPORT NEWS	2/4/2015	332	288	302	335	16	206	31	35	85.970%
31	HAMPTON	1/21/2015	85	74	78	87	4	45	15	10	85.057%
39 +	WILLIAMSBURG	2/4/2015	102	99	94	104	4	68	9	18	95.192%
48	HAMPTON	1/20/2015	114	93	104	116	2	40	34	17	80.172%
61	CHARLES CITY	12/31/2014	42	33	39	43	3	28	1	1	76.744%
67	HAMPTON	1/21/2015	164	135	149	166	8	92	25	10	81.325%
75	GLOUCESTER	2/4/2015	193	164	176	196	9	90	33	32	83.673%
83 +	MATHEWS	1/14/2015	183	171	167	186	3	135	17	16	91.935%
165	YORKTOWN	11/4/2014	22	20	21	23	1	12	6	1	86.957%
172	WEST POINT	1/21/2015	34	31	32	35	3	24	1	3	88.571%
255 +	NEWPORT NEWS	1/21/2015	97	89	89	99	2	65	5	17	89.899%
273	POQUOSON	1/7/2015	122	103	112	124	3	57	29	14	83.065%

EASTERN REGION-- THIRD DISTRICT-- (17 Posts)

Post	Location	Last Transmittal	Prior Year Mbrs	Curr Year Mbrs	2/4/2015 90% Target Goal	Curr Year Goal	New Mbrs	Ren Mbrs	Paid Up For Life	On-line	Per Cent of Goal
314 ***	AYLETT	1/20/2015	23	30	22	24	5	8	15	2	125.000%
368	NEWPORT NEWS	2/4/2015	1218	925	1101	1223	71	615	106	133	75.634%
1776 *	WILLIAMSBURG	2/4/2015	94	96	86	96	4	63	6	23	100.000%
1991	TABB	1/1/2015	27	24	25	28	0	15	3	6	85.714%
1997	HAMPTON	1/14/2015	37	23	34	38	0	10	9	4	60.526%
CDR: FLOYD BROWN(31)			2889	2398	2631	2923	138	1573	345	342	82.039%

EASTERN REGION-- FOURTH DISTRICT-- (14 Posts)

Post	Location	Last Transmittal	Prior Year Mbrs	Curr Year Mbrs	2/4/2015 90% Target Goal	Curr Year Goal	New Mbrs	Ren Mbrs	Paid Up For Life	On-line	Per Cent of Goal
2	PETERSBURG	2/2/2015	408	327	371	412	41	212	26	48	79.369%
46 +	EMPORIA	1/21/2015	55	50	50	56	5	41	3	1	89.286%
49	SMITHFIELD	1/20/2015	182	152	167	185	5	105	19	23	82.162%
57	SUFFOLK	1/28/2015	101	89	93	103	3	74	4	8	86.408%
73	FRANKLIN	2/4/2015	119	102	109	121	2	85	11	4	84.298%
88 +	SUFFOLK	2/2/2015	72	70	66	73	13	45	4	8	95.890%
120	DISPUTANTA	1/20/2015	153	134	140	155	11	86	18	19	86.452%
146	HOPEWELL	1/28/2015	347	307	315	350	14	240	32	21	87.714%
149 ***	DINWIDDIE	12/3/2014	26	28	24	27	1	25	1	1	103.704%
151 ***	EMPORIA	12/18/2014	76	83	70	78	12	71	0	0	106.410%
160 *	SURRY	1/20/2015	35	36	32	36	2	27	2	5	100.000%
191	WAVERLY	1/21/2015	29	18	27	30	1	16	1	0	60.000%
264 +	JARRATT	12/23/2014	19	19	18	20	1	14	2	2	95.000%
276	BOYKINS	1/14/2015	20	18	19	21	3	15	0	0	85.714%
CDR: JAMES ROVINSKI(120)			1642	1433	1500	1667	114	1056	123	140	85.963%

EASTERN REGION-- ELEVENTH DISTRICT-- (20 Posts)

Post	Location	Last Transmittal	Prior Year Mbrs	Curr Year Mbrs	2/4/2015 90% Target Goal	Curr Year Goal	New Mbrs	Ren Mbrs	Paid Up For Life	On-line	Per Cent of Goal
1 ***	RICHMOND	1/20/2015	92	97	85	94	13	58	14	12	103.191%
38	RICHMOND	1/28/2015	22	18	21	23	0	16	1	1	78.261%
84	RICHMOND	2/2/2015	139	122	127	141	4	80	25	13	86.525%
87	AMELIA	2/4/2015	85	64	78	87	2	42	17	3	73.563%
91	CHESTERFIELD	1/20/2015	12	12	14	16	0	5	3	4	75.000%
108	RICHMOND	1/20/2015	43	31	40	44	0	25	3	3	70.455%
125	RICHMOND	1/21/2015	146	122	133	148	2	102	5	13	82.432%
136	ETTRICK	10/8/2014	30	21	28	31	0	21	0	0	67.742%
137	RICHMOND	2/4/2015	203	173	185	206	9	119	22	23	83.981%
144	HIGHLAND SPRINGS	1/28/2015	222	194	203	225	14	138	18	24	86.222%
186	MIDLOTHIAN	1/20/2015	352	313	320	355	14	209	25	65	88.169%

EASTERN REGION-- ELEVENTH DISTRICT-- (20 Posts)

Post	Location	Last Transmittal	Prior Year Mbrs	Curr Year Mbrs	2/4/2015 90% Target Goal	Curr Year Goal	New Mbrs	Ren Mbrs	Paid Up For Life	On-line	Per Cent of Goal
189 ***	RICHMOND	12/23/2014	31	37	29	32	8	18	10	1	115.625%
201	POWHATAN	1/20/2015	101	85	93	103	0	49	16	20	82.524%
210	RICHMOND	1/1/2015	29	17	27	30	1	11	2	3	56.667%
233 +	RICHMOND	1/21/2015	57	55	52	58	2	41	5	7	94.828%
242	SANDSTON	1/14/2015	93	75	86	95	2	61	10	2	78.947%
244 +	GLEN ALLEN	2/4/2015	143	132	131	145	3	109	8	12	91.034%
284	COLONIAL HEIGHTS	2/4/2015	1123	989	1015	1128	38	665	124	162	87.677%
354 +	RICHMOND	2/4/2015	126	119	115	128	10	93	2	14	92.969%
361 ***	RICHMOND	1/20/2015	54	58	50	55	0	45	5	8	105.455%
CDR: CHUCK TALLEY(144)			3103	2734	2830	3144	122	1907	315	390	86.959%

EASTERN REGION-- TWELFTH DISTRICT-- (13 Posts)

Post	Location	Last Transmittal	Prior Year Mbrs	Curr Year Mbrs	2/4/2015 90% Target Goal	Curr Year Goal	New Mbrs	Ren Mbrs	Paid Up For Life	On-line	Per Cent of Goal
55	FREDERICKSBURG	2/2/2015	161	127	147	163	4	93	16	14	77.914%
64	TAPPAHANNOCK	1/14/2015	57	51	52	58	1	42	3	5	87.931%
82	SALUDA	11/17/2014	29	25	27	30	5	8	7	5	83.333%
86	KILMARNOCK	1/28/2015	122	107	112	124	5	75	13	14	86.290%
89	KING GEORGE	2/2/2015	212	177	194	215	9	90	28	50	82.326%
117	REEDVILLE	1/28/2015	198	151	181	201	4	120	12	15	75.124%
148	COLONIAL BEACH	1/21/2015	243	214	221	246	16	148	14	36	86.992%
221	CAROLINE COUNTY	1/14/2015	60	50	55	61	5	30	8	7	81.967%
241	STORMONT	10/15/2014	9	9	14	16	0	8	0	1	56.250%
252 +	MONTROSS	1/14/2015	62	59	57	63	0	37	10	12	93.651%
320	SPOTSYLVANIA	1/21/2015	464	412	421	468	15	267	50	80	88.034%
329	DAHLGREN	10/29/2014	43	39	40	44	0	39	0	0	88.636%
401	WARSAW	1/14/2015	31	28	29	32	3	16	3	6	87.500%
CDR: RON CURLINGS(221)			1691	1449	1549	1721	67	973	164	245	84.195%

NORTHERN REGION-- THIRTEENTH DISTRICT-- (10 Posts)

Post	Location	Last Transmittal	Prior Year Mbrs	Curr Year Mbrs	2/4/2015 90% Target Goal	Curr Year Goal	New Mbrs	Ren Mbrs	Paid Up For Life	On-line	Per Cent of Goal
74 +	CHARLOTTESVILLE	2/2/2015	722	701	654	727	57	416	135	93	96.424%
90	BEAVERDAM	2/4/2015	35	28	32	36	2	18	4	4	77.778%
116 ***	LOUISA	1/21/2015	91	102	84	93	11	58	12	21	109.677%
128 +	STANARDSVILLE	1/28/2015	87	86	80	89	9	64	3	10	96.629%
156	ORANGE	2/2/2015	207	173	189	210	7	130	17	19	82.381%
157 +	MADISON	2/4/2015	139	133	127	141	20	67	20	26	94.326%
175	MECHANICSVILLE	2/4/2015	314	276	285	317	22	186	23	45	87.066%
206	ASHLAND	1/14/2015	43	35	40	44	1	30	3	1	79.545%

NORTHERN REGION-- THIRTEENTH DISTRICT-- (10 Posts)

Post	Location	Last Transmittal	Prior Year Mbrs	Curr Year Mbrs	2/4/2015 90% Target Goal	Curr Year Goal	New Mbrs	Ren Mbrs	Paid Up For Life	On-line	Per Cent of Goal
215 +	GOOCHLAND	2/2/2015	138	134	126	140	13	79	22	20	95.714%
2003 ***	FLUVANNA COUNTY	1/28/2015	151	158	138	153	21	94	19	24	103.268%
CDR: JOE DUDLEY(2003)			1927	1826	1755	1950	163	1142	258	263	93.641%

NORTHERN REGION-- FOURTEENTH DISTRICT-- (11 Posts)

Post	Location	Last Transmittal	Prior Year Mbrs	Curr Year Mbrs	2/4/2015 90% Target Goal	Curr Year Goal	New Mbrs	Ren Mbrs	Paid Up For Life	On-line	Per Cent of Goal
13	STAUNTON	2/4/2015	181	162	166	184	4	124	20	14	88.043%
27 +	DAYTON	1/20/2015	249	227	227	252	5	169	34	19	90.079%
76	HARRISONBURG	1/14/2015	47	36	43	48	0	29	5	2	75.000%
92	BATH COUNTY	1/1/2015	19	14	18	20	0	10	3	1	70.000%
126	BUENA VISTA	1/14/2015	99	89	91	101	1	75	9	4	88.119%
155	HIGHLAND	11/12/2014	8	5	14	16	0	4	1	0	31.250%
188 +	HARRISONBURG	2/4/2015	227	208	207	230	18	166	12	12	90.435%
222 +	ELKTON	9/17/2014	19	18	18	20	0	17	0	1	90.000%
278 +	PLAINS DISTRICT	11/12/2014	21	21	20	22	1	9	11	0	95.455%
291	LEXINGTON	1/20/2015	21	17	20	22	0	15	0	2	77.273%
340 +	EAST AUGUSTA COU	2/4/2015	189	176	173	192	7	112	41	16	91.667%
CDR: EDDIE HUMES(188)			1080	973	996	1107	36	730	136	71	87.895%

NORTHERN REGION-- FIFTEENTH DISTRICT-- (7 Posts)

Post	Location	Last Transmittal	Prior Year Mbrs	Curr Year Mbrs	2/4/2015 90% Target Goal	Curr Year Goal	New Mbrs	Ren Mbrs	Paid Up For Life	On-line	Per Cent of Goal
21	WINCHESTER	2/2/2015	501	435	455	505	10	360	31	34	86.139%
22 +	LURAY	1/28/2015	77	72	71	79	2	51	16	3	91.139%
41 +	BERRYVILLE	2/2/2015	175	174	159	177	4	136	8	26	98.305%
53 +	FRONT ROYAL	2/4/2015	406	373	369	410	10	293	41	29	90.976%
77 ***	STRASBURG	2/4/2015	310	327	282	313	37	247	18	25	104.473%
166	NEW MARKET	2/4/2015	178	162	163	181	5	118	25	14	89.503%
199 +	WOODSTOCK	2/4/2015	492	447	446	496	7	373	25	42	90.121%
CDR: F. HILLYARD(77)			2139	1990	1945	2161	75	1578	164	173	92.087%

NORTHERN REGION-- SIXTEENTH DISTRICT-- (16 Posts)

Post	Location	Last Transmittal	Prior Year Mbrs	Curr Year Mbrs	2/4/2015 90% Target Goal	Curr Year Goal	New Mbrs	Ren Mbrs	Paid Up For Life	On-line	Per Cent of Goal
10	MANASSAS	2/4/2015	786	704	712	791	62	390	86	166	89.001%
28	DUMFRIES	2/4/2015	347	296	315	350	21	185	39	51	84.571%
34	LEESBURG	1/21/2015	87	68	80	89	1	38	16	13	76.404%
72	WARRENTON	2/4/2015	485	434	440	489	19	288	47	80	88.753%

NORTHERN REGION-- SIXTEENTH DISTRICT-- (16 Posts)

Post	Location	Last Transmittal	Prior Year Mbrs	Curr Year Mbrs	2/4/2015 90% Target Goal	Curr Year Goal	New Mbrs	Ren Mbrs	Paid Up For Life	On-line	Per Cent of Goal
114	MANASSAS	1/14/2015	77	58	71	79	0	39	11	8	73.418%
150	STERLING PARK	1/20/2015	106	96	97	108	0	60	12	24	88.889%
158	MANASSAS	2/2/2015	35	24	32	36	0	12	7	5	66.667%
247 ***	REMINGTON	1/28/2015	57	66	52	58	14	30	15	7	113.793%
290 +	STAFFORD	2/2/2015	654	598	593	659	30	371	70	127	90.744%
293	PURCELLVILLE	2/2/2015	234	190	213	237	3	131	16	40	80.169%
295	MIDDLEBURG	1/14/2015	32	29	30	33	3	23	1	2	87.879%
330	CULPEPER	2/2/2015	217	187	198	220	7	129	28	23	85.000%
360 +	WARRENTON	12/31/2014	29	27	27	30	1	18	7	1	90.000%
364	WOODBIDGE	2/2/2015	953	804	862	958	30	476	135	163	83.925%
1799	HAYMARKET	1/28/2015	132	112	121	134	3	49	10	50	83.582%
2001 ***	ASHBURN	2/2/2015	62	72	57	63	8	23	11	30	114.286%
CDR: ROBERT YOWELL(247)			4293	3765	3901	4334	202	2262	511	790	86.871%

NORTHERN REGION-- SEVENTEENTH DISTRICT-- (18 Posts)

Post	Location	Last Transmittal	Prior Year Mbrs	Curr Year Mbrs	2/4/2015 90% Target Goal	Curr Year Goal	New Mbrs	Ren Mbrs	Paid Up For Life	On-line	Per Cent of Goal
24 +	ALEXANDRIA	2/4/2015	742	683	672	747	36	297	89	261	91.432%
44	ARLINGTON	1/28/2015	96	83	88	98	4	50	15	14	84.694%
85	ARLINGTON	1/28/2015	199	181	182	202	14	125	18	24	89.604%
123 ***	GREENSPRING	1/28/2015	56	59	51	57	10	36	11	2	103.509%
129	ALEXANDRIA	1/28/2015	39	23	36	40	0	17	3	3	57.500%
130	FALLS CHURCH	1/20/2015	184	164	168	187	13	99	27	25	87.701%
139	ARLINGTON	1/21/2015	557	289	505	561	6	183	44	56	51.515%
162	LORTON	2/2/2015	487	389	442	491	14	262	32	81	79.226%
176	SPRINGFIELD	2/2/2015	1389	1134	1255	1394	61	689	157	227	81.349%
177 +	FAIRFAX	2/4/2015	974	881	881	979	42	540	119	180	89.990%
180	VIENNA	2/2/2015	793	641	718	798	17	424	81	119	80.326%
184	HERNDON	1/28/2015	239	211	218	242	1	124	39	47	87.190%
194 +	ARLINGTON	1/14/2015	54	54	50	55	6	35	11	2	98.182%
225	FALLS CHURCH	12/31/2014	39	29	36	40	0	14	9	6	72.500%
270	McLEAN	2/4/2015	367	278	333	370	5	180	54	39	75.135%
1775	FORT BELVOIR	12/31/2014	76	58	70	78	0	33	14	11	74.359%
1976	ANNANDALE	1/28/2015	405	346	368	409	17	231	31	67	84.597%
1995 +	CENTREVILLE	2/2/2015	151	144	138	153	1	84	25	34	94.118%
CDR: C. CREDITT(129)			6847	5647	6211	6901	247	3423	779	1198	81.829%

WESTERN REGION-- FIFTH DISTRICT-- (14 Posts)

Post	Location	Last Transmittal	Prior Year Mbrs	Curr Year Mbrs	2/4/2015 90% Target Goal	Curr Year Goal	New Mbrs	Ren Mbrs	Paid Up For Life	On-line	Per Cent of Goal
------	----------	------------------	-----------------	----------------	--------------------------	----------------	----------	----------	------------------	---------	------------------

WESTERN REGION-- FIFTH DISTRICT-- (14 Posts)

Post	Location	Last Transmittal	Prior Year Mbrs	Curr Year Mbrs	2/4/2015 90% Target Goal	Curr Year Goal	New Mbrs	Ren Mbrs	Paid Up For Life	On-line	Per Cent of Goal
8	SOUTH BOSTON	2/2/2015	320	287	291	323	8	245	18	16	88.854%
32	FARMVILLE	1/7/2015	20	14	19	21	0	12	1	1	66.667%
40	BLACKSTONE	7/21/2014	4	3	14	16	0	0	3	0	18.750%
43	CHASE CITY	1/28/2015	131	115	120	133	0	103	7	5	86.466%
45 *	CLARKSVILLE	1/21/2015	62	63	57	63	5	36	5	17	100.000%
50	CREWE	1/14/2015	68	58	62	69	4	37	3	14	84.058%
65 ***	LAWRENCEVILLE	2/4/2015	14	19	14	16	12	7	0	0	118.750%
79 +	SOUTH HILL	2/2/2015	468	434	425	472	14	361	12	47	91.949%
94 *	ALBERTA	11/19/2014	10	13	14	16	3	9	1	0	81.250%
99	HALIFAX	2/4/2015	187	155	171	190	26	117	7	5	81.579%
102	VICTORIA		1		14	16					
147 +	KENBRIDGE	12/31/2014	42	39	39	43	0	24	11	4	90.698%
260 +	KEYSVILLE	2/4/2015	129	119	118	131	5	103	3	8	90.840%
342 *	VOLENS	11/19/2014	27	28	25	28	1	27	0	0	100.000%
CDR: TOM HART(147)			1483	1347	1383	1537	78	1081	71	117	87.638%

WESTERN REGION-- SIXTH DISTRICT-- (13 Posts)

Post	Location	Last Transmittal	Prior Year Mbrs	Curr Year Mbrs	2/4/2015 90% Target Goal	Curr Year Goal	New Mbrs	Ren Mbrs	Paid Up For Life	On-line	Per Cent of Goal
6	ROCKY MOUNT	2/2/2015	141	125	129	143	2	110	7	6	87.413%
11	BASSETT	12/23/2014	83	50	77	85	0	37	4	9	58.824%
29	DANVILLE	1/28/2015	211	162	193	214	2	147	5	8	75.701%
42 ***	MARTINSVILLE	1/28/2015	101	106	93	103	6	88	10	2	102.913%
47 +	CHATHAM	12/17/2014	25	24	23	26	3	17	0	4	92.308%
78	MARTINSVILLE	2/4/2015	195	172	178	198	2	158	6	6	86.869%
96 +	CALLAWAY	12/3/2014	15	15	14	16	0	14	0	1	93.750%
105	STUART	1/20/2015	84	70	77	86	2	56	6	6	81.395%
111	ROCKY MOUNT	11/24/2014	39	35	36	40	0	19	14	2	87.500%
127 +	FLOYD	2/2/2015	85	78	78	87	3	60	11	4	89.655%
232 *	GRETNA	12/23/2014	75	76	68	76	5	65	3	3	100.000%
325	DANVILLE	2/4/2015	353	319	320	356	7	277	20	15	89.607%
1097 +	DANVILLE	1/28/2015	378	347	344	382	22	268	31	26	90.838%
CDR: ROB PHELPS(325)			1785	1579	1631	1812	54	1316	117	92	87.141%

WESTERN REGION-- SEVENTH DISTRICT-- (9 Posts)

Post	Location	Last Transmittal	Prior Year Mbrs	Curr Year Mbrs	2/4/2015 90% Target Goal	Curr Year Goal	New Mbrs	Ren Mbrs	Paid Up For Life	On-line	Per Cent of Goal
7	PULASKI	1/7/2015	150	131	137	152	5	102	13	11	86.184%
9	WYTHEVILLE	2/4/2015	157	138	143	159	6	83	42	7	86.792%
18 ***	MARION	1/14/2015	58	64	53	59	9	45	7	3	108.475%

WESTERN REGION-- SEVENTH DISTRICT-- (9 Posts)

Post	Location	Last Transmittal	Prior Year Mbrs	Curr Year Mbrs	2/4/2015 90% Target Goal	Curr Year Goal	New Mbrs	Ren Mbrs	Paid Up For Life	On-line	Per Cent of Goal
20	BLAND	12/23/2014	55	49	50	56	1	40	4	4	87.500%
58 +	DUBLIN	12/17/2014	43	43	40	44	2	35	1	5	97.727%
68	NARROWS	1/21/2015	127	103	116	129	4	76	23	0	79.845%
229	RURAL RETREAT	1/14/2015	154	129	140	156	0	80	36	13	82.692%
245 +	GALAX	2/4/2015	174	159	158	176	10	126	11	12	90.341%
311 +	PEMBROKE	1/28/2015	59	55	54	60	2	48	4	1	91.667%
CDR: ART TERRILL(68)			977	871	892	991	39	635	141	56	87.891%

WESTERN REGION-- EIGHTH DISTRICT-- (13 Posts)

Post	Location	Last Transmittal	Prior Year Mbrs	Curr Year Mbrs	2/4/2015 90% Target Goal	Curr Year Goal	New Mbrs	Ren Mbrs	Paid Up For Life	On-line	Per Cent of Goal
12 +	ABINGDON	1/21/2015	116	106	106	118	3	87	10	6	89.831%
14	POCAHONTAS	1/7/2015	97	85	89	99	0	74	6	5	85.859%
51	BRISTOL	12/2/2014	8	3	14	16	0	0	0	3	18.750%
122	BLUEFIELD	12/30/2014	33	26	31	34	0	23	3	0	76.471%
133 +	TAZEWELL	2/4/2015	116	107	106	118	7	83	10	7	90.678%
135	DAMASCUS	2/4/2015	42	33	39	43	1	30	2	0	76.744%
164	GRUNDY	2/4/2015	473	394	429	477	0	295	88	11	82.600%
185 +	JONESVILLE	11/19/2014	52	49	48	53	0	36	9	4	92.453%
208 +	LEBANON	1/28/2015	89	83	82	91	0	68	11	4	91.209%
227	CLINTWOOD	1/21/2015	27	22	25	28	0	16	4	2	78.571%
243	NORTON	1/14/2015	109	91	100	111	3	73	10	5	81.982%
265 +	GATE CITY	2/4/2015	108	100	99	110	6	84	1	9	90.909%
2000	HAYSI		1		14	16					
CDR: DENNIS GILBERT(208)			1271	1099	1183	1314	20	869	154	56	83.638%

WESTERN REGION-- NINTH DISTRICT-- (10 Posts)

Post	Location	Last Transmittal	Prior Year Mbrs	Curr Year Mbrs	2/4/2015 90% Target Goal	Curr Year Goal	New Mbrs	Ren Mbrs	Paid Up For Life	On-line	Per Cent of Goal
3	ROANOKE	1/1/2015	409	340	372	413	5	249	52	34	82.324%
4	COVINGTON	1/7/2015	75	62	68	76	0	50	7	5	81.579%
19	SALEM	1/14/2015	11	10	14	16	0	8	2	0	62.500%
30 +	RADFORD	2/2/2015	40	39	37	41	4	22	7	6	95.122%
59	CHRISTIANSBURG	1/20/2015	110	100	101	112	4	72	16	8	89.286%
80 +	VINTON	1/14/2015	104	95	95	106	0	75	13	7	89.623%
93 +	BUCHANAN	11/19/2014	63	58	58	64	2	44	7	5	90.625%
182	BLACKSBURG	2/4/2015	65	58	59	66	1	47	6	4	87.879%
240 *	TROUTVILLE	11/24/2014	28	29	26	29	2	14	12	1	100.000%
248	ROANOKE	2/2/2015	114	100	104	116	2	69	19	10	86.207%
CDR: GARLND LINKOUS(182)			1019	891	935	1039	20	650	141	80	85.756%

WESTERN REGION-- TENTH DISTRICT-- (11 Posts)

Post	Location	Last Transmittal	Prior Year Mbrs	Curr Year Mbrs	2/4/2015 90% Target Goal	Curr Year Goal	New Mbrs	Ren Mbrs	Paid Up For Life	On-line	Per Cent of Goal
16	LYNCHBURG	2/2/2015	1066	917	964	1071	85	690	42	100	85.621%
17 ***	LOVINGSTON	1/14/2015	47	50	43	48	4	39	5	2	104.167%
36	ALTAVISTA	12/9/2014	57	48	52	58	3	39	3	3	82.759%
52 +	BROOKNEAL	12/9/2014	47	43	43	48	1	40	1	1	89.583%
54	BEDFORD	2/4/2015	159	139	145	161	2	106	18	13	86.335%
62 +	SMITH MTN LAKE	12/30/2014	31	29	29	32	1	13	5	10	90.625%
104	APPOMATTOX	1/20/2015	202	163	185	205	2	134	17	10	79.512%
134 +	DILLWYN	1/20/2015	39	36	36	40	3	31	0	2	90.000%
217	BIG ISLAND	2/4/2015	26	21	24	27	0	19	1	1	77.778%
269	CUMBERLAND	12/16/2014	32	26	30	33	2	21	1	2	78.788%
274	MADISON HEIGHTS	2/4/2015	124	99	113	126	0	91	6	2	78.571%
CDR: CHARLES PAYNE II(62)			1830	1571	1664	1849	103	1223	99	146	84.965%

*** POSTS EQUALING OR SURPASSING THEIR PRIOR YEAR MEMBERSHIP**

***** POSTS EQUALING OR SURPASSING THEIR CURRENT YEAR GOAL**

+ POSTS EQUALING OR SURPASSING THEIR TARGET GOAL