

Dept of Virginia 2014-2015

8 Apr 2015

Finishing First in the Membership Stakes

The race track was a little quiet this week. I'm sure that's due to the hard work being done on annual reports and award manual sheets. Several are coming due soon. You know what info you have for the reports so fill them out early. Don't forget to recognize those that have been working hard on membership programs. Commanders at all levels, don't forget to fill out your sheets.

Stable Owner Brown continues to lead with the other stables closing the gap slightly. The steady progress is going well. Continue the race and it will be an exciting finish.


Trainer Orzo and the 1st continue to lead. Highlights for the week have Trainers Phelps of the 6th and Drummond of the 2^d moving up two places and the 6th and Trainer Curlings of the 12th gaining .9% growth. Way to keep plugging in an otherwise quiet period.

We get to take a picture of Jockey Baker and Post 81 after they reached the 100% Winner's Circle this week. Congrats on a job well done and we look forward to seeing you hit 110%.

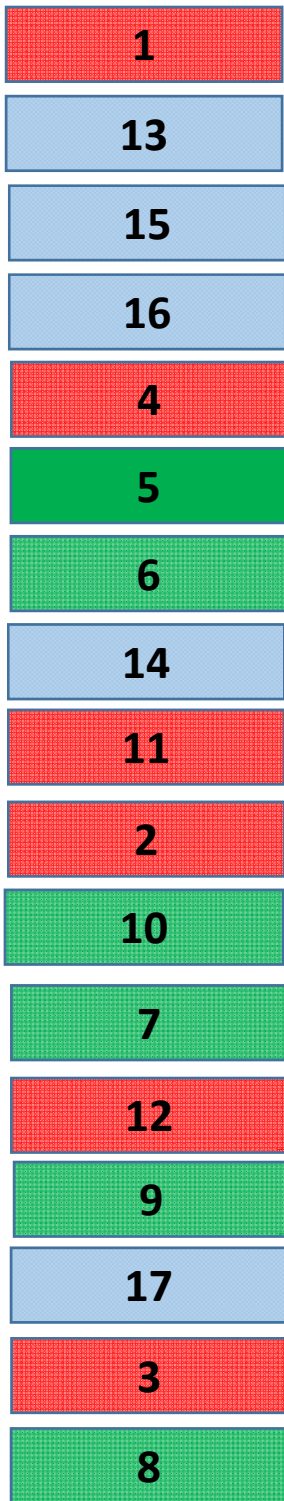
Lewis Field,
Department Track Announcer

North - AB Brown 92.4%
West - Robert Cardwell -91.6%
East - Al Steward -91.7%


95%




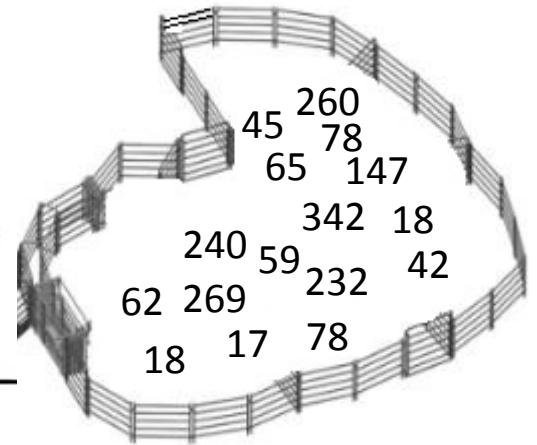
Trainers



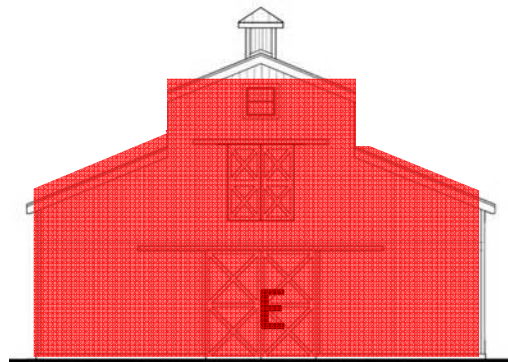
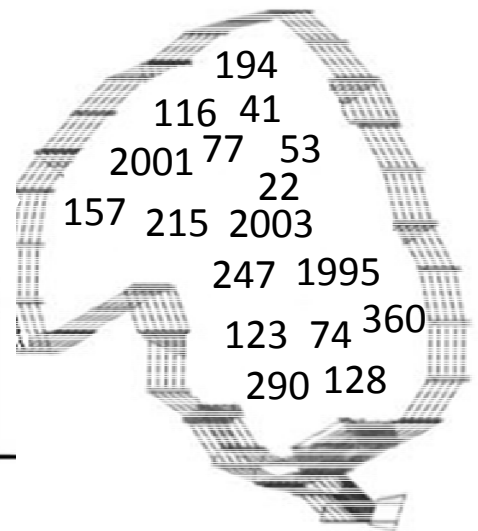
Stable Owners



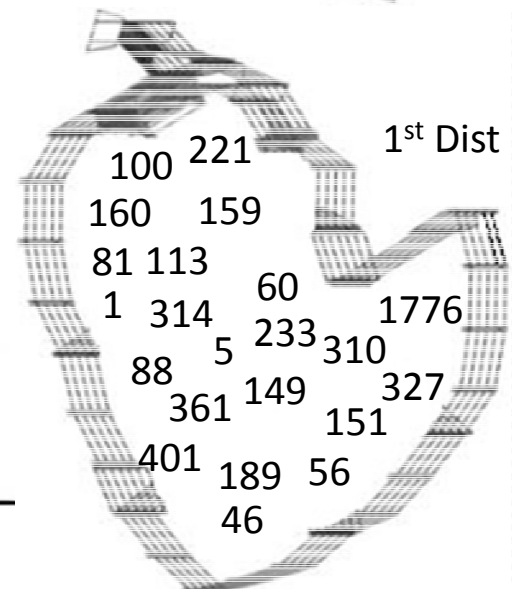
Cardwell's Corral



Brown's Bonanza



Steward's Stables



THE AMERICAN LEGION
DEPARTMENT OF VIRGINIA
REGION AND DISTRICT STANDINGS
AS OF 4/8/2015

Regional Standings

Region	Stand-ings	Prior Year Mbrs	Curr Year Mbrs	Curr Year Goal	New Mbrs	Ren Mbrs	Paid Up For Life	Online	Per Cent of Goal
NORTHERN	1	16286	15205	16453	895	9623	1859	2828	92.415%
EASTERN	2	12686	11811	12868	845	7967	1188	1811	91.786%
WESTERN	3	8365	7827	8542	391	6107	727	602	91.630%

District Standings

District		Prior Year Mbrs	Curr Year Mbrs	Curr Year Goal	New Mbrs	Ren Mbrs	Paid Up For Life	Online	Per Cent of Goal
FIRST	1	625	648	640	70	433	64	81	101.250%
THIRTEENTH	2	1927	1936	1950	187	1203	259	287	99.282%
FIFTEENTH	3	2139	2110	2161	104	1656	164	186	97.640%
SIXTEENTH	4	4293	4063	4334	253	2377	514	919	93.747%
FOURTH	5	1642	1561	1667	141	1136	124	160	93.641%
FIFTH	6	1483	1434	1537	96	1132	71	135	93.299%
SIXTH	7	1785	1687	1812	68	1402	119	98	93.102%
FOURTEENTH	8	1080	1029	1107	41	774	136	78	92.954%
ELEVENTH	9	3103	2916	3144	162	1998	317	439	92.748%
SECOND	10	2736	2563	2773	218	1688	171	486	92.427%
TENTH	11	1830	1707	1849	132	1316	100	159	92.320%
SEVENTH	12	977	914	991	43	668	141	62	92.230%
TWELFTH	13	1691	1574	1721	82	1058	166	268	91.458%
NINTH	14	1019	944	1039	30	687	142	85	90.857%
SEVENTEENTH	15	6847	6067	6901	310	3613	786	1358	87.915%
THIRD	16	2889	2549	2923	172	1654	346	377	87.205%
EIGHTH	17	1271	1141	1314	22	902	154	63	86.834%
TRADITIONAL:		37337	34843	37863	2131	23697	3774	5241	92.024%
POST 141:		7963	8105	9236	112	5692	489	1812	87.754%
CYBERPOST 1919:		0	0	1	0	0	0		0.000%
SUBTOTAL:		45300	42948	47100	2243	29389	4263	7053	91.185%
NEW DMS:			0	0					
OVERALL TOTAL			42948	47100					

YEAR TO DATE TOTALS AND SUMMARY

CURRENT YEAR GOAL:	47100
MEMBERSHIP AS OF 4/8/2015 :	42948
REMAINDER TO MEET GOAL:	4152

EASTERN REGION-- FIRST DISTRICT-- (4 Posts)

Post	Location	Last Transmittal	Prior Year Mbrs	Curr Year Mbrs	4/15/2015 100% Target Goal	Curr Year Goal	New Mbrs	Ren Mbrs	Paid Up For Life	On-line	Per Cent of Goal
56 ***	NORTHAMPTON	3/18/2015	231	235	234	234	29	150	16	40	100.427%
100 ***	PARKSLEY	3/4/2015	15	21	16	16	4	15	2	0	131.250%
101 *	ONANCOCK	2/4/2015	15	17	23	23	2	3	11	1	73.913%
159 ***	CHINCOTEAGUE	4/1/2015	364	375	367	367	35	265	35	40	102.180%
CDR: RALPH ORZO(56)			625	648	640	640	70	433	64	81	101.250%

EASTERN REGION-- SECOND DISTRICT-- (14 Posts)

Post	Location	Last Transmittal	Prior Year Mbrs	Curr Year Mbrs	4/15/2015 100% Target Goal	Curr Year Goal	New Mbrs	Ren Mbrs	Paid Up For Life	On-line	Per Cent of Goal
5 ***	NORFOLK	3/18/2015	190	194	193	193	15	161	3	15	100.518%
35	NORFOLK	4/1/2015	91	89	93	93	8	50	5	26	95.699%
37	PORTSMOUTH	12/17/2014	9	8	16	16	0	7	0	1	50.000%
60 ***	NORFOLK	4/1/2015	47	57	48	48	12	29	3	13	118.750%
81 *	VIRGINIA BEACH	4/8/2015	13	16	16	16	5	9	2	0	100.000%
110	VIRGINIA BEACH	4/1/2015	342	302	345	345	6	187	41	68	87.536%
113 ***	PRINCESS ANNE	9/9/2014	49	52	50	50	3	43	4	2	104.000%
118	NORFOLK	3/2/2015	27	23	28	28	0	16	4	3	82.143%
190	PORTSMOUTH	4/8/2015	299	245	302	302	14	190	6	35	81.126%
204	NORFOLK	3/30/2015	53	47	54	54	1	42	1	3	87.037%
280	CHESAPEAKE	4/1/2015	431	391	435	435	14	234	28	115	89.885%
310 ***	CHURCHLAND	3/18/2015	74	82	75	75	2	55	7	18	109.333%
327 ***	NORFOLK	4/1/2015	1023	1031	1028	1028	136	644	66	185	100.292%
1992	VIRGINIA BEACH	12/9/2014	88	26	90	90	2	21	1	2	28.889%
CDR: ROD. DRUMMOND(5)			2736	2563	2773	2773	218	1688	171	486	92.427%

EASTERN REGION-- THIRD DISTRICT-- (17 Posts)

Post	Location	Last Transmittal	Prior Year Mbrs	Curr Year Mbrs	4/15/2015 100% Target Goal	Curr Year Goal	New Mbrs	Ren Mbrs	Paid Up For Life	On-line	Per Cent of Goal
25	NEWPORT NEWS	3/18/2015	332	301	335	335	17	214	31	39	89.851%
31	HAMPTON	3/17/2015	85	76	87	87	4	45	15	12	87.356%
39	WILLIAMSBURG	4/1/2015	102	102	104	104	5	69	9	19	98.077%
48	HAMPTON	4/8/2015	114	104	116	116	2	48	34	20	89.655%
61	CHARLES CITY	2/25/2015	42	37	43	43	3	32	1	1	86.047%
67	HAMPTON	3/18/2015	164	145	166	166	8	101	25	11	87.349%
75	GLOUCESTER	4/8/2015	193	177	196	196	10	98	33	36	90.306%
83	MATHEWS	4/8/2015	183	174	186	186	5	136	17	16	93.548%
165	YORKTOWN	11/4/2014	22	20	23	23	1	12	6	1	86.957%
172	WEST POINT	3/18/2015	34	33	35	35	5	24	1	3	94.286%
255	NEWPORT NEWS	4/8/2015	97	93	99	99	2	68	5	18	93.939%
273	POQUOSON	4/8/2015	122	112	124	124	3	65	29	15	90.323%

EASTERN REGION-- THIRD DISTRICT-- (17 Posts)

Post	Location	Last Transmittal	Prior Year Mbrs	Curr Year Mbrs	4/15/2015 100% Target Goal	Curr Year Goal	New Mbrs	Ren Mbrs	Paid Up For Life	On-line	Per Cent of Goal
314 ***	AYLETT	3/30/2015	23	32	24	24	7	8	15	2	133.333%
368	NEWPORT NEWS	4/1/2015	1218	997	1223	1223	95	646	107	149	81.521%
1776 ***	WILLIAMSBURG	3/2/2015	94	98	96	96	5	62	6	25	102.083%
1991	TABB	1/1/2015	27	24	28	28	0	15	3	6	85.714%
1997	HAMPTON	2/18/2015	37	24	38	38	0	11	9	4	63.158%
CDR: FLOYD BROWN(31)			2889	2549	2923	2923	172	1654	346	377	87.205%

EASTERN REGION-- FOURTH DISTRICT-- (14 Posts)

Post	Location	Last Transmittal	Prior Year Mbrs	Curr Year Mbrs	4/15/2015 100% Target Goal	Curr Year Goal	New Mbrs	Ren Mbrs	Paid Up For Life	On-line	Per Cent of Goal
2	PETERSBURG	4/1/2015	408	389	412	412	52	252	26	59	94.417%
46 *	EMPORIA	2/11/2015	55	56	56	56	5	47	3	1	100.000%
49	SMITHFIELD	2/25/2015	182	155	185	185	5	107	19	24	83.784%
57	SUFFOLK	3/25/2015	101	92	103	103	3	77	4	8	89.320%
73	FRANKLIN	3/17/2015	119	105	121	121	2	87	11	5	86.777%
88 ***	SUFFOLK	2/25/2015	72	76	73	73	16	47	4	9	104.110%
120	DISPUTANTA	4/8/2015	153	152	155	155	14	97	19	22	98.065%
146	HOPEWELL	4/1/2015	347	324	350	350	18	250	32	24	92.571%
149 ***	DINWIDDIE	2/11/2015	26	30	27	27	3	25	1	1	111.111%
151 ***	EMPORIA	12/18/2014	76	83	78	78	12	71	0	0	106.410%
160 *	SURRY	1/20/2015	35	36	36	36	2	27	2	5	100.000%
191	WAVERLY	3/18/2015	29	25	30	30	5	19	1	0	83.333%
264	JARRATT	12/23/2014	19	19	20	20	1	14	2	2	95.000%
276	BOYKINS	3/10/2015	20	19	21	21	3	16	0	0	90.476%
CDR: JAMES ROVINSKI(120)			1642	1561	1667	1667	141	1136	124	160	93.641%

EASTERN REGION-- ELEVENTH DISTRICT-- (20 Posts)

Post	Location	Last Transmittal	Prior Year Mbrs	Curr Year Mbrs	4/15/2015 100% Target Goal	Curr Year Goal	New Mbrs	Ren Mbrs	Paid Up For Life	On-line	Per Cent of Goal
1 ***	RICHMOND	4/8/2015	92	108	94	94	16	64	15	13	114.894%
38	RICHMOND	4/1/2015	22	19	23	23	0	17	1	1	82.609%
84	RICHMOND	4/1/2015	139	125	141	141	4	80	25	16	88.652%
87	AMELIA	2/18/2015	85	65	87	87	2	42	17	4	74.713%
91	CHESTERFIELD	1/20/2015	12	12	16	16	0	5	3	4	75.000%
108	RICHMOND	2/18/2015	43	33	44	44	0	25	4	4	75.000%
125	RICHMOND	4/8/2015	146	132	148	148	4	108	5	15	89.189%
136	ETTRICK	4/1/2015	30	27	31	31	0	26	0	1	87.097%
137	RICHMOND	4/8/2015	203	180	206	206	9	125	22	24	87.379%
144	HIGHLAND SPRINGS	4/8/2015	222	215	225	225	23	147	18	27	95.556%
186	MIDLOTHIAN	4/8/2015	352	341	355	355	27	218	25	71	96.056%

EASTERN REGION-- ELEVENTH DISTRICT-- (20 Posts)

Post	Location	Last Transmittal	Prior Year Mbrs	Curr Year Mbrs	4/15/2015 100% Target Goal	Curr Year Goal	New Mbrs	Ren Mbrs	Paid Up For Life	On-line	Per Cent of Goal
189 ***	RICHMOND	2/18/2015	31	38	32	32	8	18	10	2	118.750%
201	POWHATAN	3/17/2015	101	97	103	103	0	58	16	23	94.175%
210	RICHMOND	3/25/2015	29	20	30	30	1	14	2	3	66.667%
233 *	RICHMOND	3/18/2015	57	58	58	58	3	43	5	7	100.000%
242	SANDSTON	4/1/2015	93	79	95	95	2	64	10	3	83.158%
244	GLEN ALLEN	3/10/2015	143	136	145	145	3	112	8	13	93.793%
284	COLONIAL HEIGHTS	4/8/2015	1123	1047	1128	1128	49	690	124	184	92.819%
354	RICHMOND	4/1/2015	126	125	128	128	10	97	2	16	97.656%
361 ***	RICHMOND	2/18/2015	54	59	55	55	1	45	5	8	107.273%
CDR: CHUCK TALLEY(144)			3103	2916	3144	3144	162	1998	317	439	92.748%

EASTERN REGION-- TWELFTH DISTRICT-- (13 Posts)

Post	Location	Last Transmittal	Prior Year Mbrs	Curr Year Mbrs	4/15/2015 100% Target Goal	Curr Year Goal	New Mbrs	Ren Mbrs	Paid Up For Life	On-line	Per Cent of Goal
55	FREDERICKSBURG	3/18/2015	161	149	163	163	6	112	17	14	91.411%
64	TAPPAHANNOCK	4/8/2015	57	55	58	58	1	45	3	6	94.828%
82	SALUDA	2/18/2015	29	27	30	30	5	8	7	7	90.000%
86	KILMARNOCK	3/4/2015	122	112	124	124	5	79	13	15	90.323%
89	KING GEORGE	4/1/2015	212	195	215	215	12	101	28	54	90.698%
117	REEDVILLE	4/8/2015	198	167	201	201	4	132	12	19	83.085%
148	COLONIAL BEACH	4/8/2015	243	231	246	246	18	159	15	39	93.902%
221 *	CAROLINE COUNTY	3/18/2015	60	61	61	61	8	38	8	7	100.000%
241	STORMONT	10/15/2014	9	9	16	16	0	8	0	1	56.250%
252	MONTROSS	4/8/2015	62	60	63	63	0	38	10	12	95.238%
320	SPOTSYLVANIA	4/1/2015	464	436	468	468	19	280	50	87	93.162%
329	DAHLGREN	3/30/2015	43	40	44	44	0	40	0	0	90.909%
401 *	WARSAW	4/1/2015	31	32	32	32	4	18	3	7	100.000%
CDR: RON CURLINGS(221)			1691	1574	1721	1721	82	1058	166	268	91.458%

NORTHERN REGION-- THIRTEENTH DISTRICT-- (10 Posts)

Post	Location	Last Transmittal	Prior Year Mbrs	Curr Year Mbrs	4/15/2015 100% Target Goal	Curr Year Goal	New Mbrs	Ren Mbrs	Paid Up For Life	On-line	Per Cent of Goal
74 ***	CHARLOTTESVILLE	4/1/2015	722	737	727	727	67	433	135	102	101.376%
90	BEAVERDAM	3/18/2015	35	33	36	36	2	22	4	5	91.667%
116 ***	LOUISA	3/17/2015	91	104	93	93	11	59	12	22	111.828%
128 *	STANARDSVILLE	4/1/2015	87	89	89	89	9	66	3	11	100.000%
156	ORANGE	4/8/2015	207	182	210	210	10	134	18	20	86.667%
157 ***	MADISON	4/1/2015	139	142	141	141	22	70	20	30	100.709%
175	MECHANICSVILLE	4/1/2015	314	308	317	317	28	208	23	49	97.161%
206	ASHLAND	1/14/2015	43	35	44	44	1	30	3	1	79.545%

NORTHERN REGION-- THIRTEENTH DISTRICT-- (10 Posts)

Post	Location	Last Transmittal	Prior Year Mbrs	Curr Year Mbrs	4/15/2015 100% Target Goal	Curr Year Goal	New Mbrs	Ren Mbrs	Paid Up For Life	On-line	Per Cent of Goal
215 ***	GOOCHLAND	4/1/2015	138	143	140	140	14	84	22	23	102.143%
2003 ***	FLUVANNA COUNTY	4/8/2015	151	163	153	153	23	97	19	24	106.536%
CDR: JOE DUDLEY(2003)			1927	1936	1950	1950	187	1203	259	287	99.282%

NORTHERN REGION-- FOURTEENTH DISTRICT-- (11 Posts)

Post	Location	Last Transmittal	Prior Year Mbrs	Curr Year Mbrs	4/15/2015 100% Target Goal	Curr Year Goal	New Mbrs	Ren Mbrs	Paid Up For Life	On-line	Per Cent of Goal
13	STAUNTON	3/25/2015	181	167	184	184	5	128	20	14	90.761%
27	DAYTON	3/30/2015	249	237	252	252	5	178	34	20	94.048%
76	HARRISONBURG	3/30/2015	47	46	48	48	1	37	5	3	95.833%
92	BATH COUNTY	2/11/2015	19	17	20	20	0	13	3	1	85.000%
126	BUENA VISTA	4/1/2015	99	96	101	101	1	82	9	4	95.050%
155	HIGHLAND	2/25/2015	8	6	16	16	0	5	1	0	37.500%
188	HARRISONBURG	3/18/2015	227	214	230	230	19	169	12	14	93.043%
222	ELKTON	9/17/2014	19	18	20	20	0	17	0	1	90.000%
278	PLAINS DISTRICT	11/12/2014	21	21	22	22	1	9	11	0	95.455%
291	LEXINGTON	2/18/2015	21	18	22	22	0	16	0	2	81.818%
340	EAST AUGUSTA COU	4/8/2015	189	189	192	192	9	120	41	19	98.438%
CDR: EDDIE HUMES(188)			1080	1029	1107	1107	41	774	136	78	92.954%

NORTHERN REGION-- FIFTEENTH DISTRICT-- (7 Posts)

Post	Location	Last Transmittal	Prior Year Mbrs	Curr Year Mbrs	4/15/2015 100% Target Goal	Curr Year Goal	New Mbrs	Ren Mbrs	Paid Up For Life	On-line	Per Cent of Goal
21	WINCHESTER	4/1/2015	501	467	505	505	13	384	31	39	92.475%
22 *	LURAY	3/25/2015	77	79	79	79	5	55	16	3	100.000%
41 ***	BERRYVILLE	4/1/2015	175	178	177	177	6	138	8	26	100.565%
53 ***	FRONT ROYAL	4/1/2015	406	413	410	410	12	326	41	34	100.732%
77 ***	STRASBURG	3/18/2015	310	345	313	313	54	247	18	26	110.224%
166	NEW MARKET	4/8/2015	178	166	181	181	5	121	25	15	91.713%
199	WOODSTOCK	4/1/2015	492	462	496	496	9	385	25	43	93.145%
CDR: F. HILLYARD(77)			2139	2110	2161	2161	104	1656	164	186	97.640%

NORTHERN REGION-- SIXTEENTH DISTRICT-- (16 Posts)

Post	Location	Last Transmittal	Prior Year Mbrs	Curr Year Mbrs	4/15/2015 100% Target Goal	Curr Year Goal	New Mbrs	Ren Mbrs	Paid Up For Life	On-line	Per Cent of Goal
10	MANASSAS	4/8/2015	786	758	791	791	74	405	86	193	95.828%
28	DUMFRIES	4/1/2015	347	307	350	350	21	185	40	61	87.714%
34	LEESBURG	3/18/2015	87	75	89	89	1	45	16	13	84.270%
72	WARRENTON	3/30/2015	485	461	489	489	22	300	47	92	94.274%

NORTHERN REGION-- SIXTEENTH DISTRICT-- (16 Posts)

Post	Location	Last Transmittal	Prior Year Mbrs	Curr Year Mbrs	4/15/2015 100% Target Goal	Curr Year Goal	New Mbrs	Ren Mbrs	Paid Up For Life	On-line	Per Cent of Goal
114	MANASSAS	4/8/2015	77	67	79	79	0	45	11	11	84.810%
150	STERLING PARK	2/18/2015	106	102	108	108	1	63	12	26	94.444%
158	MANASSAS	3/25/2015	35	26	36	36	0	14	7	5	72.222%
247 ***	REMINGTON	4/1/2015	57	71	58	58	17	31	15	8	122.414%
290 ***	STAFFORD	4/8/2015	654	661	659	659	43	396	70	152	100.303%
293	PURCELLVILLE	4/1/2015	234	200	237	237	5	135	16	44	84.388%
295	MIDDLEBURG	3/4/2015	32	31	33	33	3	24	1	3	93.939%
330	CULPEPER	4/1/2015	217	191	220	220	7	130	28	26	86.818%
360 *	WARRENTON	3/30/2015	29	30	30	30	1	21	7	1	100.000%
364	WOODBIDGE	4/1/2015	953	890	958	958	46	511	137	196	92.902%
1799	HAYMARKET	4/1/2015	132	118	134	134	3	49	10	56	88.060%
2001 ***	ASHBURN	4/1/2015	62	75	63	63	9	23	11	32	119.048%
CDR: ROBERT YOWELL(247)			4293	4063	4334	4334	253	2377	514	919	93.747%

NORTHERN REGION-- SEVENTEENTH DISTRICT-- (18 Posts)

Post	Location	Last Transmittal	Prior Year Mbrs	Curr Year Mbrs	4/15/2015 100% Target Goal	Curr Year Goal	New Mbrs	Ren Mbrs	Paid Up For Life	On-line	Per Cent of Goal
24	ALEXANDRIA	4/1/2015	742	721	747	747	44	314	89	274	96.519%
44	ARLINGTON	4/1/2015	96	81	98	98	4	46	15	16	82.653%
85	ARLINGTON	3/17/2015	199	187	202	202	15	127	18	27	92.574%
123 ***	GREENSPRING	3/10/2015	56	60	57	57	10	37	11	2	105.263%
129	ALEXANDRIA	3/10/2015	39	26	40	40	0	20	3	3	65.000%
130	FALLS CHURCH	4/1/2015	184	172	187	187	14	102	27	29	91.979%
139	ARLINGTON	4/1/2015	557	308	561	561	6	183	44	75	54.902%
162	LORTON	4/1/2015	487	448	491	491	20	304	33	91	91.242%
176	SPRINGFIELD	4/8/2015	1389	1248	1394	1394	72	737	160	279	89.527%
177	FAIRFAX	4/1/2015	974	943	979	979	58	564	119	202	96.323%
180	VIENNA	4/1/2015	793	678	798	798	25	443	83	127	84.962%
184	HERNDON	3/18/2015	239	223	242	242	2	129	39	53	92.149%
194 ***	ARLINGTON	3/10/2015	54	56	55	55	6	36	11	3	101.818%
225	FALLS CHURCH	4/8/2015	39	30	40	40	0	15	9	6	75.000%
270	McLEAN	4/8/2015	367	299	370	370	6	192	54	47	80.811%
1775	FORT BELVOIR	4/1/2015	76	60	78	78	0	34	14	12	76.923%
1976	ANNANDALE	4/1/2015	405	371	409	409	24	240	32	75	90.709%
1995 ***	CENTREVILLE	4/8/2015	151	156	153	153	4	90	25	37	101.961%
CDR: C. CREDITT(129)			6847	6067	6901	6901	310	3613	786	1358	87.915%

WESTERN REGION-- FIFTH DISTRICT-- (14 Posts)

Post	Location	Last Transmittal	Prior Year Mbrs	Curr Year Mbrs	4/15/2015 100% Target Goal	Curr Year Goal	New Mbrs	Ren Mbrs	Paid Up For Life	On-line	Per Cent of Goal
------	----------	------------------	-----------------	----------------	----------------------------	----------------	----------	----------	------------------	---------	------------------

WESTERN REGION-- FIFTH DISTRICT-- (14 Posts)

Post	Location	Last Transmittal	Prior Year Mbrs	Curr Year Mbrs	4/15/2015 100% Target Goal	Curr Year Goal	New Mbrs	Ren Mbrs	Paid Up For Life	On-line	Per Cent of Goal
8	SOUTH BOSTON	4/1/2015	320	296	323	323	9	249	18	20	91.641%
32	FARMVILLE	3/2/2015	20	16	21	21	0	12	1	3	76.190%
40	BLACKSTONE	7/21/2014	4	3	16	16	0	0	3	0	18.750%
43	CHASE CITY	3/25/2015	131	118	133	133	0	105	7	6	88.722%
45 ***	CLARKSVILLE	3/17/2015	62	65	63	63	5	36	5	19	103.175%
50	CREWE	2/25/2015	68	64	69	69	4	42	3	15	92.754%
65 ***	LAWRENCEVILLE	2/4/2015	14	19	16	16	12	7	0	0	118.750%
79	SOUTH HILL	4/8/2015	468	456	472	472	20	375	12	49	96.610%
94 *	ALBERTA	11/19/2014	10	13	16	16	3	9	1	0	81.250%
99	HALIFAX	4/1/2015	187	180	190	190	32	133	7	8	94.737%
102	VICTORIA		1		16	16					
147 ***	KENBRIDGE	3/10/2015	42	45	43	43	0	29	11	5	104.651%
260 *	KEYSVILLE	3/25/2015	129	131	131	131	10	108	3	10	100.000%
342 *	VOLENS	11/19/2014	27	28	28	28	1	27	0	0	100.000%
CDR: TOM HART(147)			1483	1434	1537	1537	96	1132	71	135	93.299%

WESTERN REGION-- SIXTH DISTRICT-- (13 Posts)

Post	Location	Last Transmittal	Prior Year Mbrs	Curr Year Mbrs	4/15/2015 100% Target Goal	Curr Year Goal	New Mbrs	Ren Mbrs	Paid Up For Life	On-line	Per Cent of Goal
6	ROCKY MOUNT	3/10/2015	141	127	143	143	2	111	7	7	88.811%
11	BASSETT	4/8/2015	83	56	85	85	0	43	4	9	65.882%
29	DANVILLE	3/25/2015	211	173	214	214	2	157	6	8	80.841%
42 ***	MARTINSVILLE	3/10/2015	101	113	103	103	9	91	10	3	109.709%
47	CHATHAM	12/17/2014	25	24	26	26	3	17	0	4	92.308%
78 *	MARTINSVILLE	4/8/2015	195	198	198	198	3	179	7	9	100.000%
96	CALLAWAY	12/3/2014	15	15	16	16	0	14	0	1	93.750%
105	STUART	3/4/2015	84	74	86	86	4	58	6	6	86.047%
111	ROCKY MOUNT	3/10/2015	39	36	40	40	0	20	14	2	90.000%
127	FLOYD	4/8/2015	85	81	87	87	3	63	11	4	93.103%
232 ***	GRETNA	2/25/2015	75	77	76	76	6	65	3	3	101.316%
325	DANVILLE	4/8/2015	353	334	356	356	8	290	20	16	93.820%
1097 *	DANVILLE	4/8/2015	378	379	382	382	28	294	31	26	99.215%
CDR: ROB PHELPS(325)			1785	1687	1812	1812	68	1402	119	98	93.102%

WESTERN REGION-- SEVENTH DISTRICT-- (9 Posts)

Post	Location	Last Transmittal	Prior Year Mbrs	Curr Year Mbrs	4/15/2015 100% Target Goal	Curr Year Goal	New Mbrs	Ren Mbrs	Paid Up For Life	On-line	Per Cent of Goal
7	PULASKI	4/8/2015	150	138	152	152	6	108	13	11	90.789%
9	WYTHEVILLE	4/1/2015	157	143	159	159	8	85	42	8	89.937%
18 ***	MARION	3/10/2015	58	68	59	59	9	48	7	4	115.254%

WESTERN REGION-- SEVENTH DISTRICT-- (9 Posts)

Post	Location	Last Transmittal	Prior Year Mbrs	Curr Year Mbrs	4/15/2015 100% Target Goal	Curr Year Goal	New Mbrs	Ren Mbrs	Paid Up For Life	On-line	Per Cent of Goal
20	BLAND	12/23/2014	55	49	56	56	1	40	4	4	87.500%
58 ***	DUBLIN	3/17/2015	43	45	44	44	2	36	1	6	102.273%
68	NARROWS	3/18/2015	127	108	129	129	5	79	23	1	83.721%
229	RURAL RETREAT	3/18/2015	154	137	156	156	0	87	36	14	87.821%
245	GALAX	2/25/2015	174	167	176	176	10	133	11	13	94.886%
311	PEMBROKE	4/1/2015	59	59	60	60	2	52	4	1	98.333%
CDR: ART TERRILL(68)			977	914	991	991	43	668	141	62	92.230%

WESTERN REGION-- EIGHTH DISTRICT-- (13 Posts)

Post	Location	Last Transmittal	Prior Year Mbrs	Curr Year Mbrs	4/15/2015 100% Target Goal	Curr Year Goal	New Mbrs	Ren Mbrs	Paid Up For Life	On-line	Per Cent of Goal
12	ABINGDON	3/2/2015	116	111	118	118	4	90	10	7	94.068%
14	POCAHONTAS	3/18/2015	97	89	99	99	0	78	6	5	89.899%
51	BRISTOL	12/2/2014	8	3	16	16	0	0	0	3	18.750%
122	BLUEFIELD	3/4/2015	33	27	34	34	0	24	3	0	79.412%
133	TAZEWELL	4/1/2015	116	113	118	118	7	88	10	8	95.763%
135	DAMASCUS	3/10/2015	42	37	43	43	1	34	2	0	86.047%
164	GRUNDY	4/1/2015	473	406	477	477	0	305	88	13	85.115%
185	JONESVILLE	3/2/2015	52	50	53	53	0	36	9	5	94.340%
208	LEBANON	4/1/2015	89	84	91	91	0	68	11	5	92.308%
227	CLINTWOOD	2/11/2015	27	22	28	28	0	16	4	2	78.571%
243	NORTON	3/17/2015	109	94	111	111	3	75	10	6	84.685%
265	GATE CITY	4/8/2015	108	105	110	110	7	88	1	9	95.455%
2000	HAYSI		1		16	16					
CDR: DENNIS GILBERT(208)			1271	1141	1314	1314	22	902	154	63	86.834%

WESTERN REGION-- NINTH DISTRICT-- (10 Posts)

Post	Location	Last Transmittal	Prior Year Mbrs	Curr Year Mbrs	4/15/2015 100% Target Goal	Curr Year Goal	New Mbrs	Ren Mbrs	Paid Up For Life	On-line	Per Cent of Goal
3	ROANOKE	3/25/2015	409	365	413	413	9	267	53	36	88.378%
4	COVINGTON	4/8/2015	75	65	76	76	0	53	7	5	85.526%
19	SALEM	1/14/2015	11	10	16	16	0	8	2	0	62.500%
30	RADFORD	2/2/2015	40	39	41	41	4	22	7	6	95.122%
59 ***	CHRISTIANSBURG	3/18/2015	110	114	112	112	5	84	16	9	101.786%
80	VINTON	3/2/2015	104	96	106	106	0	75	13	8	90.566%
93	BUCHANAN	4/8/2015	63	60	64	64	4	44	7	5	93.750%
182	BLACKSBURG	2/25/2015	65	61	66	66	1	50	6	4	92.424%
240 ***	TROUTVILLE	3/30/2015	28	32	29	29	5	14	12	1	110.345%
248	ROANOKE	3/18/2015	114	102	116	116	2	70	19	11	87.931%
CDR: GARLND LINKOUS(182)			1019	944	1039	1039	30	687	142	85	90.857%

WESTERN REGION-- TENTH DISTRICT-- (11 Posts)

Post	Location	Last Transmittal	Prior Year Mbrs	Curr Year Mbrs	4/15/2015 100% Target Goal	Curr Year Goal	New Mbrs	Ren Mbrs	Paid Up For Life	On-line	Per Cent of Goal
16	LYNCHBURG	4/8/2015	1066	1016	1071	1071	111	756	43	106	94.865%
17 ***	LOVINGSTON	1/14/2015	47	50	48	48	4	39	5	2	104.167%
36	ALTAVISTA	2/18/2015	57	50	58	58	3	41	3	3	86.207%
52	BROOKNEAL	3/18/2015	47	45	48	48	1	41	1	2	93.750%
54	BEDFORD	4/1/2015	159	145	161	161	4	110	18	13	90.062%
62 ***	SMITH MTN LAKE	3/18/2015	31	33	32	32	1	16	5	11	103.125%
104	APPOMATTOX	4/1/2015	202	174	205	205	3	141	17	13	84.878%
134	DILLWYN	1/20/2015	39	36	40	40	3	31	0	2	90.000%
217	BIG ISLAND	2/23/2015	26	20	27	27	0	18	1	1	74.074%
269 ***	CUMBERLAND	3/18/2015	32	35	33	33	2	29	1	3	106.061%
274	MADISON HEIGHTS	3/18/2015	124	103	126	126	0	94	6	3	81.746%
CDR: CHARLES PAYNE II(62)			1830	1707	1849	1849	132	1316	100	159	92.320%

*** POSTS EQUALING OR SURPASSING THEIR PRIOR YEAR MEMBERSHIP**

***** POSTS EQUALING OR SURPASSING THEIR CURRENT YEAR GOAL**

+ POSTS EQUALING OR SURPASSING THEIR TARGET GOAL