

Dept of Virginia 2014-2015

13 May 2015

Finishing First in the Membership Stakes

Steward's Stable consolidated their pass last week with good gains this week. I'm thinking they are in it for the final haul. What says the others??

The 5th led by Trainer Hart made a good two place jump this week while Trainer Rovinski's 4th leading 1.2% growth moved them one place. Several others had some good half percent moves but several also had zero movement this week. Let's not get complacent thinking it is the end of the season already. We have many weeks left to finish or moves.

This movement is highlighted by Cdr Lofland's team at Post 186 hitting the Winner's Circle this week. A great effort made to continue our moves.

Keep pushing, the goal is reachable if **we persevere** to keep **adding action to our intentions**. We have many available to provide assistance, we just need to know you want it. Give a yell, especially those that still have many renewals or no new members.


Lewis Field,
Department Track Announcer

North - AB Brown 94.2%

West - Robert Cardwell - 92.3%

East - Al Steward - 93.9%


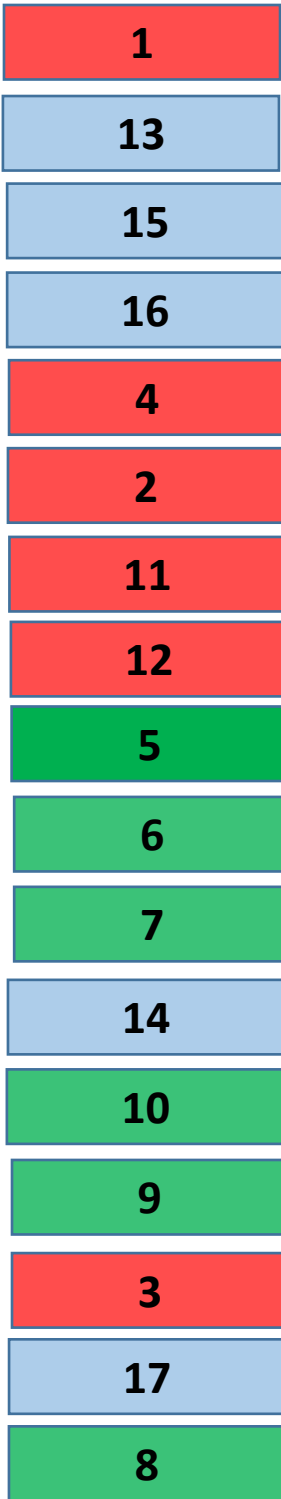
95%



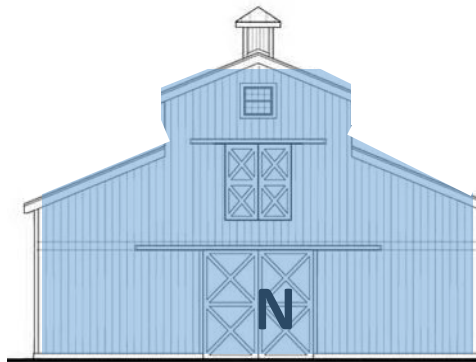
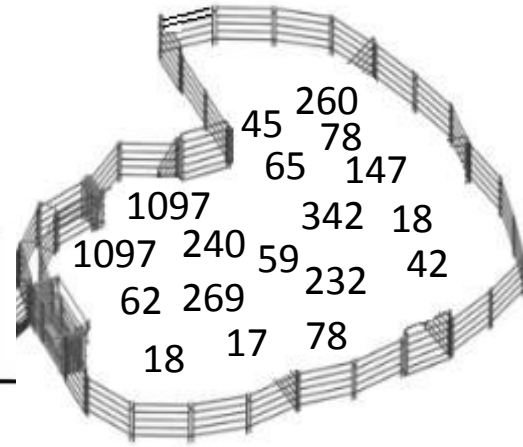
Trainers

Stable Owners

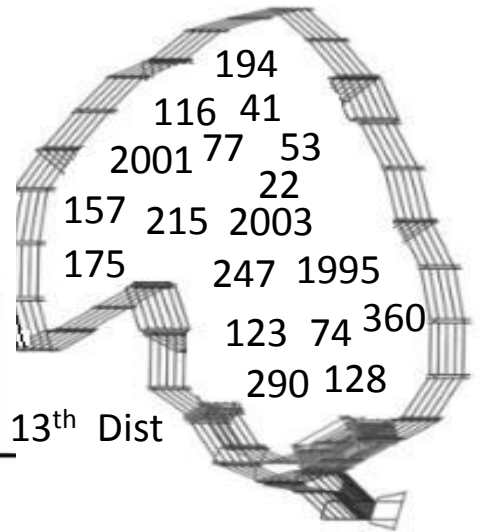
100% Jockeys



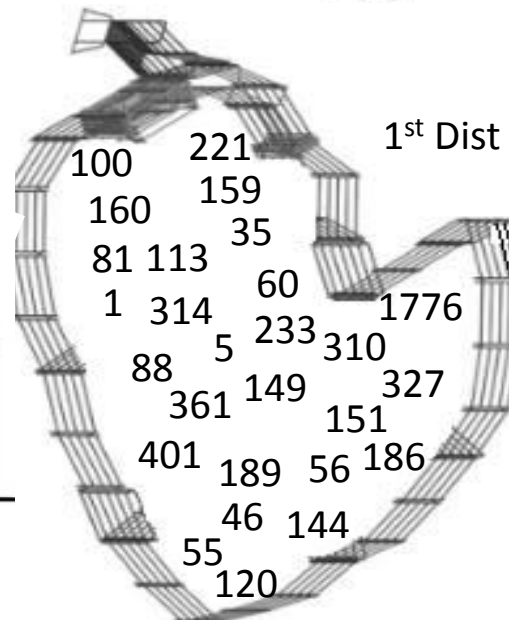
Cardwell's Corral



Brown's Bonanza



Steward's Stables



THE AMERICAN LEGION
DEPARTMENT OF VIRGINIA
REGION AND DISTRICT STANDINGS
AS OF 5/13/2015

Regional Standings

Region	Stand-ings	Prior Year Mbrs	Curr Year Mbrs	Curr Year Goal	New Mbrs	Ren Mbrs	Paid Up For Life	Online	Per Cent of Goal
EASTERN	1	12686	12126	12868	956	8126	1190	1854	94.234%
NORTHERN	2	16286	15447	16453	968	9746	1867	2866	93.886%
WESTERN	3	8365	7884	8542	413	6140	727	604	92.297%

District Standings

District		Prior Year Mbrs	Curr Year Mbrs	Curr Year Goal	New Mbrs	Ren Mbrs	Paid Up For Life	Online	Per Cent of Goal
FIRST	1	625	654	640	70	435	64	85	102.188%
THIRTEENTH	2	1927	1962	1950	191	1220	260	291	100.615%
FIFTEENTH	3	2139	2126	2161	114	1661	164	187	98.380%
SIXTEENTH	4	4293	4177	4334	287	2435	517	938	96.377%
FOURTH	5	1642	1606	1667	158	1155	124	169	96.341%
SECOND	6	2736	2647	2773	259	1725	171	492	95.456%
ELEVENTH	7	3103	2984	3144	181	2041	317	445	94.911%
TWELFTH	8	1691	1628	1721	97	1089	167	275	94.596%
FIFTH	9	1483	1447	1537	101	1140	71	135	94.144%
SIXTH	10	1785	1701	1812	73	1411	119	98	93.874%
SEVENTH	11	977	930	991	47	680	141	62	93.845%
FOURTEENTH	12	1080	1032	1107	42	775	136	79	93.225%
TENTH	13	1830	1711	1849	135	1316	100	160	92.537%
NINTH	14	1019	947	1039	33	687	142	85	91.145%
THIRD	15	2889	2607	2923	191	1681	347	388	89.189%
SEVENTEENTH	16	6847	6150	6901	334	3655	790	1371	89.118%
EIGHTH	17	1271	1148	1314	24	906	154	64	87.367%
TRADITIONAL:		37337	35457	37863	2337	24012	3784	5324	93.646%
POST 141:		7963	8300	9236	144	5799	490	1867	89.866%
CYBERPOST 1919:		0	0	1	0	0	0		0.000%
SUBTOTAL:		45300	43757	47100	2481	29811	4274	7191	92.902%
NEW DMS:			0	0					
OVERALL TOTAL			43757	47100					

YEAR TO DATE TOTALS AND SUMMARY

CURRENT YEAR GOAL:	47100
MEMBERSHIP AS OF 5/13/2015 :	43757
REMAINDER TO MEET GOAL:	3343

EASTERN REGION-- FIRST DISTRICT-- (4 Posts)

Post	Location	Last Transmittal	Prior Year Mbrs	Curr Year Mbrs	4/15/2015 100% Target Goal	Curr Year Goal	New Mbrs	Ren Mbrs	Paid Up For Life	On-line	Per Cent of Goal
56 ***	NORTHAMPTON	4/16/2015	231	236	234	234	29	150	16	41	100.855%
100 ***	PARKSLEY	3/4/2015	15	21	16	16	4	15	2	0	131.250%
101 *	ONANCOCK	5/1/2015	15	21	23	23	2	4	11	4	91.304%
159 ***	CHINCOTEAGUE	4/15/2015	364	376	367	367	35	266	35	40	102.452%
CDR: RALPH ORZO(56)			625	654	640	640	70	435	64	85	102.188%

EASTERN REGION-- SECOND DISTRICT-- (14 Posts)

Post	Location	Last Transmittal	Prior Year Mbrs	Curr Year Mbrs	4/15/2015 100% Target Goal	Curr Year Goal	New Mbrs	Ren Mbrs	Paid Up For Life	On-line	Per Cent of Goal
5 *	NORFOLK	4/14/2015	190	193	193	193	15	160	3	15	100.000%
35 ***	NORFOLK	5/7/2015	91	96	93	93	16	49	5	26	103.226%
37	PORTSMOUTH	12/17/2014	9	8	16	16	0	7	0	1	50.000%
60 ***	NORFOLK	4/29/2015	47	58	48	48	13	29	3	13	120.833%
81 ***	VIRGINIA BEACH	4/22/2015	13	17	16	16	5	10	2	0	106.250%
110	VIRGINIA BEACH	5/6/2015	342	316	345	345	8	199	41	68	91.594%
113 ***	PRINCESS ANNE	9/9/2014	49	52	50	50	3	43	4	2	104.000%
118	NORFOLK	3/2/2015	27	23	28	28	0	16	4	3	82.143%
190	PORTSMOUTH	5/6/2015	299	255	302	302	14	200	6	35	84.437%
204	NORFOLK	3/30/2015	53	47	54	54	0	43	1	3	87.037%
280	CHESAPEAKE	5/7/2015	431	412	435	435	22	246	28	116	94.713%
310 ***	CHURCHLAND	4/22/2015	74	85	75	75	2	57	7	19	113.333%
327 ***	NORFOLK	5/13/2015	1023	1059	1028	1028	159	645	66	189	103.016%
1992	VIRGINIA BEACH	12/9/2014	88	26	90	90	2	21	1	2	28.889%
CDR: ROD. DRUMMOND(5)			2736	2647	2773	2773	259	1725	171	492	95.456%

EASTERN REGION-- THIRD DISTRICT-- (17 Posts)

Post	Location	Last Transmittal	Prior Year Mbrs	Curr Year Mbrs	4/15/2015 100% Target Goal	Curr Year Goal	New Mbrs	Ren Mbrs	Paid Up For Life	On-line	Per Cent of Goal
25	NEWPORT NEWS	4/16/2015	332	305	335	335	19	215	31	40	91.045%
31	HAMPTON	4/16/2015	85	77	87	87	4	45	15	13	88.506%
39 *	WILLIAMSBURG	5/6/2015	102	103	104	104	6	69	9	19	99.038%
48	HAMPTON	4/8/2015	114	104	116	116	2	48	34	20	89.655%
61	CHARLES CITY	2/25/2015	42	37	43	43	3	32	1	1	86.047%
67	HAMPTON	5/6/2015	164	158	166	166	13	109	25	11	95.181%
75	GLOUCESTER	5/6/2015	193	182	196	196	12	100	33	37	92.857%
83	MATHEWS	4/29/2015	183	177	186	186	5	139	17	16	95.161%
165	YORKTOWN	11/4/2014	22	20	23	23	1	12	6	1	86.957%
172	WEST POINT	3/18/2015	34	33	35	35	5	24	1	3	94.286%
255	NEWPORT NEWS	4/22/2015	97	95	99	99	3	69	5	18	95.960%
273	POQUOSON	5/6/2015	122	115	124	124	3	67	29	16	92.742%

EASTERN REGION-- THIRD DISTRICT-- (17 Posts)

Post	Location	Last Transmittal	Prior Year Mbrs	Curr Year Mbrs	4/15/2015 100% Target Goal	Curr Year Goal	New Mbrs	Ren Mbrs	Paid Up For Life	On-line	Per Cent of Goal
314 ***	AYLETT	4/29/2015	23	33	24	24	8	8	15	2	137.500%
368	NEWPORT NEWS	5/12/2015	1218	1021	1223	1223	102	656	108	155	83.483%
1776 ***	WILLIAMSBURG	3/2/2015	94	98	96	96	5	62	6	25	102.083%
1991	TABB	1/1/2015	27	24	28	28	0	15	3	6	85.714%
1997	HAMPTON	4/16/2015	37	25	38	38	0	11	9	5	65.789%
CDR: FLOYD BROWN(31)			2889	2607	2923	2923	191	1681	347	388	89.189%

EASTERN REGION-- FOURTH DISTRICT-- (14 Posts)

Post	Location	Last Transmittal	Prior Year Mbrs	Curr Year Mbrs	4/15/2015 100% Target Goal	Curr Year Goal	New Mbrs	Ren Mbrs	Paid Up For Life	On-line	Per Cent of Goal
2 *	PETERSBURG	5/13/2015	408	409	412	412	63	259	26	61	99.272%
46 *	EMPORIA	2/11/2015	55	56	56	56	5	47	3	1	100.000%
49	SMITHFIELD	4/29/2015	182	157	185	185	6	107	19	25	84.865%
57	SUFFOLK	4/22/2015	101	93	103	103	3	78	4	8	90.291%
73	FRANKLIN	5/1/2015	119	110	121	121	2	91	11	6	90.909%
88 ***	SUFFOLK	5/13/2015	72	77	73	73	16	48	4	9	105.479%
120 ***	DISPUTANTA	4/29/2015	153	157	155	155	15	99	19	24	101.290%
146	HOPEWELL	4/29/2015	347	335	350	350	22	254	32	27	95.714%
149 ***	DINWIDDIE	2/11/2015	26	30	27	27	3	25	1	1	111.111%
151 ***	EMPORIA	12/18/2014	76	83	78	78	12	71	0	0	106.410%
160 *	SURRY	1/20/2015	35	36	36	36	2	27	2	5	100.000%
191	WAVERLY	3/18/2015	29	25	30	30	5	19	1	0	83.333%
264	JARRATT	12/23/2014	19	19	20	20	1	14	2	2	95.000%
276	BOYKINS	3/10/2015	20	19	21	21	3	16	0	0	90.476%
CDR: JAMES ROVINSKI(120)			1642	1606	1667	1667	158	1155	124	169	96.341%

EASTERN REGION-- ELEVENTH DISTRICT-- (20 Posts)

Post	Location	Last Transmittal	Prior Year Mbrs	Curr Year Mbrs	4/15/2015 100% Target Goal	Curr Year Goal	New Mbrs	Ren Mbrs	Paid Up For Life	On-line	Per Cent of Goal
1 ***	RICHMOND	4/8/2015	92	108	94	94	16	64	15	13	114.894%
38	RICHMOND	4/1/2015	22	19	23	23	0	17	1	1	82.609%
84	RICHMOND	5/6/2015	139	132	141	141	4	87	25	16	93.617%
87	AMELIA	4/29/2015	85	71	87	87	4	46	17	4	81.609%
91	CHESTERFIELD	1/20/2015	12	12	16	16	0	5	3	4	75.000%
108	RICHMOND	4/16/2015	43	34	44	44	0	25	4	5	77.273%
125	RICHMOND	4/8/2015	146	132	148	148	4	108	5	15	89.189%
136	ETTRICK	4/1/2015	30	27	31	31	0	26	0	1	87.097%
137	RICHMOND	5/13/2015	203	182	206	206	9	127	22	24	88.350%
144 ***	HIGHLAND SPRINGS	5/6/2015	222	228	225	225	30	152	18	28	101.333%
186 ***	MIDLOTHIAN	5/13/2015	352	357	355	355	29	232	25	71	100.563%

EASTERN REGION-- ELEVENTH DISTRICT-- (20 Posts)

Post	Location	Last Transmittal	Prior Year Mbrs	Curr Year Mbrs	4/15/2015 100% Target Goal	Curr Year Goal	New Mbrs	Ren Mbrs	Paid Up For Life	On-line	Per Cent of Goal
189 ***	RICHMOND	2/18/2015	31	38	32	32	8	18	10	2	118.750%
201	POWHATAN	3/17/2015	101	97	103	103	0	58	16	23	94.175%
210	RICHMOND	3/25/2015	29	20	30	30	1	14	2	3	66.667%
233 ***	RICHMOND	4/22/2015	57	59	58	58	4	43	5	7	101.724%
242	SANDSTON	4/15/2015	93	80	95	95	2	65	10	3	84.211%
244	GLEN ALLEN	5/1/2015	143	139	145	145	3	114	8	14	95.862%
284	COLONIAL HEIGHTS	5/6/2015	1123	1064	1128	1128	56	697	124	187	94.326%
354	RICHMOND	4/1/2015	126	125	128	128	10	97	2	16	97.656%
361 ***	RICHMOND	5/13/2015	54	60	55	55	1	46	5	8	109.091%
CDR: CHUCK TALLEY(144)			3103	2984	3144	3144	181	2041	317	445	94.911%

EASTERN REGION-- TWELFTH DISTRICT-- (13 Posts)

Post	Location	Last Transmittal	Prior Year Mbrs	Curr Year Mbrs	4/15/2015 100% Target Goal	Curr Year Goal	New Mbrs	Ren Mbrs	Paid Up For Life	On-line	Per Cent of Goal
55 *	FREDERICKSBURG	4/15/2015	161	163	163	163	7	125	17	14	100.000%
64	TAPPAHANNOCK	5/6/2015	57	56	58	58	1	46	3	6	96.552%
82	SALUDA	2/18/2015	29	27	30	30	5	8	7	7	90.000%
86	KILMARNOCK	4/29/2015	122	114	124	124	5	81	13	15	91.935%
89	KING GEORGE	5/6/2015	212	200	215	215	13	104	28	55	93.023%
117	REEDVILLE	4/16/2015	198	169	201	201	4	132	12	21	84.080%
148	COLONIAL BEACH	5/13/2015	243	236	246	246	19	162	15	40	95.935%
221 ***	CAROLINE COUNTY	5/1/2015	60	63	61	61	8	38	8	9	103.279%
241	STORMONT	10/15/2014	9	9	16	16	0	8	0	1	56.250%
252	MONTROSS	4/8/2015	62	60	63	63	0	38	10	12	95.238%
320	SPOTSYLVANIA	5/13/2015	464	456	468	468	28	289	51	88	97.436%
329	DAHLGREN	4/22/2015	43	42	44	44	2	40	0	0	95.455%
401 ***	WARSAW	4/15/2015	31	33	32	32	5	18	3	7	103.125%
CDR: RON CURLINGS(221)			1691	1628	1721	1721	97	1089	167	275	94.596%

NORTHERN REGION-- THIRTEENTH DISTRICT-- (10 Posts)

Post	Location	Last Transmittal	Prior Year Mbrs	Curr Year Mbrs	4/15/2015 100% Target Goal	Curr Year Goal	New Mbrs	Ren Mbrs	Paid Up For Life	On-line	Per Cent of Goal
74 ***	CHARLOTTESVILLE	5/12/2015	722	748	727	727	69	440	136	103	102.889%
90	BEAVERDAM	3/18/2015	35	33	36	36	2	22	4	5	91.667%
116 ***	LOUISA	3/17/2015	91	104	93	93	11	59	12	22	111.828%
128 *	STANARDSVILLE	4/1/2015	87	89	89	89	9	66	3	11	100.000%
156	ORANGE	4/8/2015	207	182	210	210	10	134	18	20	86.667%
157 ***	MADISON	5/6/2015	139	144	141	141	22	71	20	31	102.128%
175 *	MECHANICSVILLE	4/29/2015	314	317	317	317	30	215	23	49	100.000%
206	ASHLAND	1/14/2015	43	35	44	44	1	30	3	1	79.545%

NORTHERN REGION-- THIRTEENTH DISTRICT-- (10 Posts)

Post	Location	Last Transmittal	Prior Year Mbrs	Curr Year Mbrs	4/15/2015 100% Target Goal	Curr Year Goal	New Mbrs	Ren Mbrs	Paid Up For Life	On-line	Per Cent of Goal
215 ***	GOOCHLAND	4/29/2015	138	144	140	140	14	85	22	23	102.857%
2003 ***	FLUVANNA COUNTY	5/1/2015	151	166	153	153	23	98	19	26	108.497%
CDR: JOE DUDLEY(2003)			1927	1962	1950	1950	191	1220	260	291	100.615%

NORTHERN REGION-- FOURTEENTH DISTRICT-- (11 Posts)

Post	Location	Last Transmittal	Prior Year Mbrs	Curr Year Mbrs	4/15/2015 100% Target Goal	Curr Year Goal	New Mbrs	Ren Mbrs	Paid Up For Life	On-line	Per Cent of Goal
13	STAUNTON	4/22/2015	181	169	184	184	5	129	20	15	91.848%
27	DAYTON	4/29/2015	249	238	252	252	5	179	34	20	94.444%
76	HARRISONBURG	3/30/2015	47	46	48	48	1	37	5	3	95.833%
92	BATH COUNTY	2/11/2015	19	17	20	20	0	13	3	1	85.000%
126	BUENA VISTA	4/1/2015	99	96	101	101	1	82	9	4	95.050%
155	HIGHLAND	2/25/2015	8	6	16	16	0	5	1	0	37.500%
188	HARRISONBURG	3/18/2015	227	214	230	230	19	169	12	14	93.043%
222	ELKTON	9/17/2014	19	18	20	20	0	17	0	1	90.000%
278	PLAINS DISTRICT	11/12/2014	21	21	22	22	1	9	11	0	95.455%
291	LEXINGTON	2/18/2015	21	18	22	22	0	16	0	2	81.818%
340	EAST AUGUSTA COU	4/22/2015	189	189	192	192	10	119	41	19	98.438%
CDR: EDDIE HUMES(188)			1080	1032	1107	1107	42	775	136	79	93.225%

NORTHERN REGION-- FIFTEENTH DISTRICT-- (7 Posts)

Post	Location	Last Transmittal	Prior Year Mbrs	Curr Year Mbrs	4/15/2015 100% Target Goal	Curr Year Goal	New Mbrs	Ren Mbrs	Paid Up For Life	On-line	Per Cent of Goal
21	WINCHESTER	5/13/2015	501	475	505	505	15	389	31	40	94.059%
22 *	LURAY	3/25/2015	77	79	79	79	5	55	16	3	100.000%
41 ***	BERRYVILLE	4/22/2015	175	179	177	177	7	138	8	26	101.130%
53 ***	FRONT ROYAL	4/15/2015	406	411	410	410	14	322	41	34	100.244%
77 ***	STRASBURG	4/15/2015	310	348	313	313	56	248	18	26	111.182%
166	NEW MARKET	5/6/2015	178	168	181	181	6	122	25	15	92.818%
199	WOODSTOCK	5/6/2015	492	466	496	496	11	387	25	43	93.952%
CDR: F. HILLYARD(77)			2139	2126	2161	2161	114	1661	164	187	98.380%

NORTHERN REGION-- SIXTEENTH DISTRICT-- (16 Posts)

Post	Location	Last Transmittal	Prior Year Mbrs	Curr Year Mbrs	4/15/2015 100% Target Goal	Curr Year Goal	New Mbrs	Ren Mbrs	Paid Up For Life	On-line	Per Cent of Goal
10	MANASSAS	5/13/2015	786	785	791	791	89	412	87	197	99.241%
28	DUMFRIES	5/6/2015	347	325	350	350	25	197	40	63	92.857%
34	LEESBURG	4/16/2015	87	76	89	89	1	45	16	14	85.393%
72	WARRENTON	5/1/2015	485	468	489	489	23	304	47	94	95.706%

NORTHERN REGION-- SIXTEENTH DISTRICT-- (16 Posts)

Post	Location	Last Transmittal	Prior Year Mbrs	Curr Year Mbrs	4/15/2015 100% Target Goal	Curr Year Goal	New Mbrs	Ren Mbrs	Paid Up For Life	On-line	Per Cent of Goal
114	MANASSAS	4/8/2015	77	67	79	79	0	45	11	11	84.810%
150	STERLING PARK	5/13/2015	106	104	108	108	1	65	12	26	96.296%
158	MANASSAS	3/25/2015	35	26	36	36	0	14	7	5	72.222%
247 ***	REMINGTON	4/1/2015	57	71	58	58	17	31	15	8	122.414%
290 ***	STAFFORD	5/6/2015	654	672	659	659	49	399	70	154	101.973%
293	PURCELLVILLE	5/1/2015	234	204	237	237	5	137	16	46	86.076%
295	MIDDLEBURG	5/1/2015	32	32	33	33	3	24	1	4	96.970%
330	CULPEPER	4/29/2015	217	197	220	220	9	134	28	26	89.545%
360 ***	WARRENTON	4/22/2015	29	31	30	30	2	21	7	1	103.333%
364	WOODBIDGE	5/12/2015	953	921	958	958	51	532	139	199	96.138%
1799	HAYMARKET	4/16/2015	132	123	134	134	3	52	10	58	91.791%
2001 ***	ASHBURN	4/1/2015	62	75	63	63	9	23	11	32	119.048%
CDR: ROBERT YOWELL(247)			4293	4177	4334	4334	287	2435	517	938	96.377%

NORTHERN REGION-- SEVENTEENTH DISTRICT-- (18 Posts)

Post	Location	Last Transmittal	Prior Year Mbrs	Curr Year Mbrs	4/15/2015 100% Target Goal	Curr Year Goal	New Mbrs	Ren Mbrs	Paid Up For Life	On-line	Per Cent of Goal
24	ALEXANDRIA	5/1/2015	742	733	747	747	52	315	90	276	98.126%
44	ARLINGTON	4/16/2015	96	83	98	98	4	46	15	18	84.694%
85	ARLINGTON	5/7/2015	199	193	202	202	17	130	18	28	95.545%
123 ***	GREENSPRING	3/10/2015	56	60	57	57	10	37	11	2	105.263%
129	ALEXANDRIA	3/10/2015	39	26	40	40	0	20	3	3	65.000%
130	FALLS CHURCH	4/16/2015	184	173	187	187	14	102	27	30	92.513%
139	ARLINGTON	4/16/2015	557	310	561	561	6	183	44	77	55.258%
162	LORTON	4/29/2015	487	452	491	491	23	305	33	91	92.057%
176	SPRINGFIELD	5/6/2015	1389	1269	1394	1394	75	752	161	281	91.033%
177	FAIRFAX	5/12/2015	974	951	979	979	60	569	120	202	97.140%
180	VIENNA	5/6/2015	793	687	798	798	27	449	83	128	86.090%
184	HERNDON	4/29/2015	239	227	242	242	3	132	39	53	93.802%
194 ***	ARLINGTON	3/10/2015	54	56	55	55	6	36	11	3	101.818%
225	FALLS CHURCH	4/8/2015	39	30	40	40	0	15	9	6	75.000%
270	McLEAN	4/29/2015	367	304	370	370	6	196	55	47	82.162%
1775	FORT BELVOIR	4/16/2015	76	61	78	78	0	34	14	13	78.205%
1976	ANNANDALE	5/6/2015	405	377	409	409	27	243	32	75	92.176%
1995 ***	CENTREVILLE	5/6/2015	151	158	153	153	4	91	25	38	103.268%
CDR: C. CREDITT(129)			6847	6150	6901	6901	334	3655	790	1371	89.118%

WESTERN REGION-- FIFTH DISTRICT-- (14 Posts)

Post	Location	Last Transmittal	Prior Year Mbrs	Curr Year Mbrs	4/15/2015 100% Target Goal	Curr Year Goal	New Mbrs	Ren Mbrs	Paid Up For Life	On-line	Per Cent of Goal
------	----------	------------------	-----------------	----------------	----------------------------	----------------	----------	----------	------------------	---------	------------------

WESTERN REGION-- FIFTH DISTRICT-- (14 Posts)

Post	Location	Last Transmittal	Prior Year Mbrs	Curr Year Mbrs	4/15/2015 100% Target Goal	Curr Year Goal	New Mbrs	Ren Mbrs	Paid Up For Life	On-line	Per Cent of Goal
8	SOUTH BOSTON	5/13/2015	320	298	323	323	9	251	18	20	92.260%
32	FARMVILLE	3/2/2015	20	16	21	21	0	12	1	3	76.190%
40	BLACKSTONE	7/21/2014	4	3	16	16	0	0	3	0	18.750%
43	CHASE CITY	3/25/2015	131	118	133	133	0	105	7	6	88.722%
45 ***	CLARKSVILLE	3/17/2015	62	65	63	63	5	36	5	19	103.175%
50	CREWE	2/25/2015	68	64	69	69	4	42	3	15	92.754%
65 ***	LAWRENCEVILLE	4/15/2015	14	21	16	16	12	9	0	0	131.250%
79	SOUTH HILL	5/13/2015	468	463	472	472	23	379	12	49	98.093%
94 *	ALBERTA	11/19/2014	10	13	16	16	3	9	1	0	81.250%
99	HALIFAX	5/13/2015	187	182	190	190	34	133	7	8	95.789%
102	VICTORIA		1		16	16					
147 ***	KENBRIDGE	3/10/2015	42	45	43	43	0	29	11	5	104.651%
260 *	KEYSVILLE	3/25/2015	129	131	131	131	10	108	3	10	100.000%
342 *	VOLENS	11/19/2014	27	28	28	28	1	27	0	0	100.000%
CDR: TOM HART(147)			1483	1447	1537	1537	101	1140	71	135	94.144%

WESTERN REGION-- SIXTH DISTRICT-- (13 Posts)

Post	Location	Last Transmittal	Prior Year Mbrs	Curr Year Mbrs	4/15/2015 100% Target Goal	Curr Year Goal	New Mbrs	Ren Mbrs	Paid Up For Life	On-line	Per Cent of Goal
6	ROCKY MOUNT	3/10/2015	141	127	143	143	2	111	7	7	88.811%
11	BASSETT	4/8/2015	83	56	85	85	0	43	4	9	65.882%
29	DANVILLE	4/29/2015	211	175	214	214	3	158	6	8	81.776%
42 ***	MARTINSVILLE	5/13/2015	101	115	103	103	9	93	10	3	111.650%
47	CHATHAM	4/22/2015	25	25	26	26	4	17	0	4	96.154%
78 ***	MARTINSVILLE	5/13/2015	195	199	198	198	3	180	7	9	100.505%
96	CALLAWAY	12/3/2014	15	15	16	16	0	14	0	1	93.750%
105	STUART	3/4/2015	84	74	86	86	4	58	6	6	86.047%
111	ROCKY MOUNT	3/10/2015	39	36	40	40	0	20	14	2	90.000%
127	FLOYD	4/8/2015	85	81	87	87	3	63	11	4	93.103%
232 ***	GRETNA	2/25/2015	75	77	76	76	6	65	3	3	101.316%
325	DANVILLE	4/8/2015	353	334	356	356	8	290	20	16	93.820%
1097 ***	DANVILLE	4/29/2015	378	387	382	382	31	299	31	26	101.309%
CDR: ROB PHELPS(325)			1785	1701	1812	1812	73	1411	119	98	93.874%

WESTERN REGION-- SEVENTH DISTRICT-- (9 Posts)

Post	Location	Last Transmittal	Prior Year Mbrs	Curr Year Mbrs	4/15/2015 100% Target Goal	Curr Year Goal	New Mbrs	Ren Mbrs	Paid Up For Life	On-line	Per Cent of Goal
7	PULASKI	5/6/2015	150	140	152	152	7	109	13	11	92.105%
9	WYTHEVILLE	5/13/2015	157	146	159	159	10	86	42	8	91.824%
18 ***	MARION	3/10/2015	58	68	59	59	9	48	7	4	115.254%

WESTERN REGION-- SEVENTH DISTRICT-- (9 Posts)

Post	Location	Last Transmittal	Prior Year Mbrs	Curr Year Mbrs	4/15/2015 100% Target Goal	Curr Year Goal	New Mbrs	Ren Mbrs	Paid Up For Life	On-line	Per Cent of Goal
20	BLAND	12/23/2014	55	49	56	56	1	40	4	4	87.500%
58 ***	DUBLIN	3/17/2015	43	45	44	44	2	36	1	6	102.273%
68	NARROWS	4/29/2015	127	110	129	129	5	81	23	1	85.271%
229	RURAL RETREAT	4/15/2015	154	142	156	156	0	92	36	14	91.026%
245	GALAX	5/6/2015	174	171	176	176	11	136	11	13	97.159%
311	PEMBROKE	4/1/2015	59	59	60	60	2	52	4	1	98.333%
CDR: ART TERRILL(68)			977	930	991	991	47	680	141	62	93.845%

WESTERN REGION-- EIGHTH DISTRICT-- (13 Posts)

Post	Location	Last Transmittal	Prior Year Mbrs	Curr Year Mbrs	4/15/2015 100% Target Goal	Curr Year Goal	New Mbrs	Ren Mbrs	Paid Up For Life	On-line	Per Cent of Goal
12	ABINGDON	3/2/2015	116	111	118	118	4	90	10	7	94.068%
14	POCAHONTAS	5/13/2015	97	90	99	99	0	79	6	5	90.909%
51	BRISTOL	12/2/2014	8	3	16	16	0	0	0	3	18.750%
122	BLUEFIELD	5/1/2015	33	28	34	34	0	24	3	1	82.353%
133	TAZEWELL	4/29/2015	116	115	118	118	8	89	10	8	97.458%
135	DAMASCUS	3/10/2015	42	37	43	43	1	34	2	0	86.047%
164	GRUNDY	4/22/2015	473	408	477	477	0	307	88	13	85.535%
185	JONESVILLE	5/6/2015	52	51	53	53	1	36	9	5	96.226%
208	LEBANON	4/1/2015	89	84	91	91	0	68	11	5	92.308%
227	CLINTWOOD	2/11/2015	27	22	28	28	0	16	4	2	78.571%
243	NORTON	3/17/2015	109	94	111	111	3	75	10	6	84.685%
265	GATE CITY	4/8/2015	108	105	110	110	7	88	1	9	95.455%
2000	HAYSI		1		16	16					
CDR: DENNIS GILBERT(208)			1271	1148	1314	1314	24	906	154	64	87.367%

WESTERN REGION-- NINTH DISTRICT-- (10 Posts)

Post	Location	Last Transmittal	Prior Year Mbrs	Curr Year Mbrs	4/15/2015 100% Target Goal	Curr Year Goal	New Mbrs	Ren Mbrs	Paid Up For Life	On-line	Per Cent of Goal
3	ROANOKE	3/25/2015	409	365	413	413	9	267	53	36	88.378%
4	COVINGTON	4/8/2015	75	65	76	76	0	53	7	5	85.526%
19	SALEM	1/14/2015	11	10	16	16	0	8	2	0	62.500%
30	RADFORD	2/2/2015	40	39	41	41	4	22	7	6	95.122%
59 ***	CHRISTIANSBURG	4/14/2015	110	113	112	112	5	83	16	9	100.893%
80	VINTON	4/22/2015	104	97	106	106	0	76	13	8	91.509%
93	BUCHANAN	4/8/2015	63	60	64	64	4	44	7	5	93.750%
182	BLACKSBURG	2/25/2015	65	61	66	66	1	50	6	4	92.424%
240 ***	TROUTVILLE	4/29/2015	28	35	29	29	8	14	12	1	120.690%
248	ROANOKE	3/18/2015	114	102	116	116	2	70	19	11	87.931%
CDR: GARLND LINKOUS(182)			1019	947	1039	1039	33	687	142	85	91.145%

WESTERN REGION-- TENTH DISTRICT-- (11 Posts)

Post	Location	Last Transmittal	Prior Year Mbrs	Curr Year Mbrs	4/15/2015 100% Target Goal	Curr Year Goal	New Mbrs	Ren Mbrs	Paid Up For Life	On-line	Per Cent of Goal
16	LYNCHBURG	4/14/2015	1066	1015	1071	1071	111	755	43	106	94.771%
17 ***	LOVINGSTON	1/14/2015	47	50	48	48	4	39	5	2	104.167%
36	ALTAVISTA	4/16/2015	57	51	58	58	3	41	3	4	87.931%
52	BROOKNEAL	3/18/2015	47	45	48	48	1	41	1	2	93.750%
54	BEDFORD	4/22/2015	159	146	161	161	5	110	18	13	90.683%
62 ***	SMITH MTN LAKE	3/18/2015	31	33	32	32	1	16	5	11	103.125%
104	APPOMATTOX	4/1/2015	202	174	205	205	3	141	17	13	84.878%
134	DILLWYN	1/20/2015	39	36	40	40	3	31	0	2	90.000%
217	BIG ISLAND	2/23/2015	26	20	27	27	0	18	1	1	74.074%
269 ***	CUMBERLAND	3/18/2015	32	35	33	33	2	29	1	3	106.061%
274	MADISON HEIGHTS	4/29/2015	124	106	126	126	2	95	6	3	84.127%
CDR: CHARLES PAYNE II(62)			1830	1711	1849	1849	135	1316	100	160	92.537%

*** POSTS EQUALING OR SURPASSING THEIR PRIOR YEAR MEMBERSHIP**

***** POSTS EQUALING OR SURPASSING THEIR CURRENT YEAR GOAL**

+ POSTS EQUALING OR SURPASSING THEIR TARGET GOAL