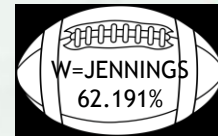

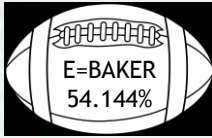


“100% for 100 YEARS”

“TOUCHDOWN”



Department of Virginia

TEAM VIRGINIA

September 19, 2018

- 7th
- 5th
- 9th
- 8th
- 15th
- 13th
- 14th
- 10th
- 4th
- 17th
- 6th
- 11th
- 12th
- 1st
- 3rd
- 16th
- 2nd

The Department of Virginia advanced to 57.831% of goal. This advance moved the ball just under 2 yards from last week. Ground was wet, footing was terrible and the pigskin football was too slippery which prevented quarterbacks with passing options.

Department Vice Commander Jennings and the West currently with 62.191% holds the lead in the Department. Department Vice Commander Dudley and the North have 58.660%. Department Vice Commander Baker and the East are 54.144%.

Congratulations to District 5 and District 9 for advancing 2 positions. Game is early! The opportunity for all Districts and Posts to achieve 100% can happen. **We can make it happen!** The three 'R's....

We recently passed the cutoff date of September 10 which affected mailing renewal notices. Renewal notices will be sent out around October 8, 2018. Any transmittals received at Department since the 10th is too late to prevent notices to those that have paid prior to the 10th.

To help, the schedule is as follows:

Cutoff Date: Oct. 9, 2018	Renewal Date: Nov. 16, 2018
Cutoff Date: Dec.10, 2018	Renewal Date: Jan. 4, 2019
Cutoff Date: Feb.11, 2019	Renewal Date: Feb. 27, 2019
Cutoff Date: Apr. 8, 2019	Renewal Date: Apr. 26, 2019

Transmittals must be received at Department by Cutoff Dates. Please forward paid dues timely to avoid unnecessary and costly notices.

For God and Country,

A.B. Brown, Membership



TOUCHDOWNS



58, 329, 342

THE AMERICAN LEGION
DEPARTMENT OF VIRGINIA
REGION AND DISTRICT STANDINGS
AS OF 9/19/2018

Regional Standings

Region	Stand-ings	Prior Year Mbrs	Curr Year Mbrs	Curr Year Goal	New Mbrs	Ren Mbrs	Paid Up For Life	Online	Per Cent of Goal
WESTERN	1	6971	4377	7038	111	3338	665	263	62.191%
NORTHERN	2	14938	8802	15005	253	5047	2094	1408	58.660%
EASTERN	3	11598	6331	11693	199	3972	1327	833	54.144%

District Standings

District		Prior Year Mbrs	Curr Year Mbrs	Curr Year Goal	New Mbrs	Ren Mbrs	Paid Up For Life	Online	Per Cent of Goal
SEVENTH	1	778	531	787	20	373	113	25	67.471%
FIFTH	2	1275	839	1288	29	669	77	64	65.140%
NINTH	3	818	526	827	7	361	124	34	63.603%
EIGHTH	4	1045	666	1057	5	490	146	25	63.009%
FIFTEENTH	5	1854	1168	1861	18	888	168	94	62.762%
THIRTEENTH	6	2038	1282	2048	42	815	273	152	62.598%
FOURTEENTH	7	861	548	876	7	383	123	35	62.557%
TENTH	8	1567	947	1578	37	736	95	79	60.013%
FOURTH	9	1457	880	1471	26	630	150	74	59.823%
SEVENTEENTH	10	5949	3522	5967	80	1893	898	651	59.025%
SIXTH	11	1488	868	1501	13	709	110	36	57.828%
ELEVENTH	12	2802	1618	2831	46	1038	335	199	57.153%
TWELFTH	13	1531	843	1549	28	529	171	115	54.422%
FIRST	14	608	331	612	5	203	64	59	54.085%
THIRD	15	2495	1349	2511	34	782	357	176	53.724%
SIXTEENTH	16	4236	2282	4253	106	1068	632	476	53.656%
SECOND	17	2705	1310	2719	60	790	250	210	48.179%
TRADITIONAL:		33507	19510	33736	563	12357	4086	2504	57.831%
POST 141:		8062	4052	7577	23	2437	676	916	53.478%
CYBERPOST 1919:	1	1	1	1	0	1	0		100.000%
SUBTOTAL:		41570	23563	41314	586	14795	4762	3420	57.034%
NEW DMS:			0	0					
OVERALL TOTAL			23563	41314					

YEAR TO DATE TOTALS AND SUMMARY

CURRENT YEAR GOAL:	41314
MEMBERSHIP AS OF 9/19/2018 :	23563
REMAINDER TO MEET GOAL:	17751

EASTERN REGION-- FIRST DISTRICT-- (4 Posts)

Post	Location	Last Transmittal	Prior Year Mbrs	Curr Year Mbrs	10/3/2018 55% Target Goal	Curr Year Goal	New Mbrs	Ren Mbrs	Paid Up For Life	On-line	Per Cent of Goal
56 +	NORTHAMPTON	9/19/2018	243	140	134	244	4	86	20	30	57.377%
100	PARKSLEY	9/19/2018	31	16	18	32	0	6	5	5	50.000%
101	ONANCOCK	9/10/2018	17	7	10	18	0	0	7	0	38.889%
159	CHINCOTEAGUE	9/19/2018	317	168	175	318	1	111	32	24	52.830%
CDR: JAMES RUSSELL			608	331	337	612	5	203	64	59	54.085%

EASTERN REGION-- SECOND DISTRICT-- (14 Posts)

Post	Location	Last Transmittal	Prior Year Mbrs	Curr Year Mbrs	10/3/2018 55% Target Goal	Curr Year Goal	New Mbrs	Ren Mbrs	Paid Up For Life	On-line	Per Cent of Goal
5	NORFOLK	9/19/2018	115	16	64	116	0	0	11	5	13.793%
35 +	NORFOLK	9/19/2018	90	53	50	91	2	30	6	15	58.242%
37	NORFOLK	9/10/2018	289	73	160	290	26	37	6	4	25.172%
60	NORFOLK	9/19/2018	59	27	33	60	0	14	4	9	45.000%
81	VIRGINIA BEACH	9/10/2018	22	5	13	23	0	0	5	0	21.739%
110	VIRGINIA BEACH	9/19/2018	346	185	191	347	0	99	54	32	53.314%
113 +	PRINCESS ANNE	9/19/2018	66	52	37	67	1	31	7	13	77.612%
118	NORFOLK	9/10/2018	18	5	10	19	0	0	3	2	26.316%
190	PORTSMOUTH	9/19/2018	256	110	141	257	5	85	14	6	42.802%
204	NORFOLK	9/19/2018	47	22	26	48	0	20	0	2	45.833%
280 +	CHESAPEAKE	9/19/2018	406	225	224	407	6	120	56	43	55.283%
310 +	CHURCHLAND	9/19/2018	65	45	36	66	0	30	6	9	68.182%
327	NORFOLK	9/19/2018	900	490	496	901	20	324	76	70	54.384%
1992	VIRGINIA BEACH	9/10/2018	26	2	15	27	0	0	2	0	7.407%
CDR: JOHN SCHENK, SR (327)			2705	1310	1495	2719	60	790	250	210	48.179%

EASTERN REGION-- THIRD DISTRICT-- (16 Posts)

Post	Location	Last Transmittal	Prior Year Mbrs	Curr Year Mbrs	10/3/2018 55% Target Goal	Curr Year Goal	New Mbrs	Ren Mbrs	Paid Up For Life	On-line	Per Cent of Goal
25 +	NEWPORT NEWS	9/19/2018	405	231	223	406	20	137	43	31	56.897%
31	HAMPTON	9/19/2018	63	20	35	64	0	0	15	5	31.250%
39 +	WILLIAMSBURG	9/19/2018	106	71	59	107	0	42	14	15	66.355%
48 +	HAMPTON	9/19/2018	96	64	53	97	0	28	25	11	65.979%
61	CHARLES CITY	9/10/2018	41	18	23	42	0	15	1	2	42.857%
67	HAMPTON	9/19/2018	178	78	98	179	1	43	31	3	43.575%
75 +	GLOUCESTER	9/19/2018	185	110	102	186	3	61	35	11	59.140%
83 +	MATHEWS	9/19/2018	166	102	92	167	1	74	18	9	61.078%
165 +	YORKTOWN	9/19/2018	29	18	17	30	0	10	5	3	60.000%
172	WEST POINT	9/10/2018	16	2	9	17	0	0	2	0	11.765%
273 +	POQUOSON	9/19/2018	127	87	70	128	3	47	28	9	67.969%
314 +	AYLETT	9/10/2018	29	23	17	30	1	9	10	3	76.667%

EASTERN REGION-- THIRD DISTRICT-- (16 Posts)

Post	Location	Last Transmittal	Prior Year Mbrs	Curr Year Mbrs	10/3/2018 55% Target Goal	Curr Year Goal	New Mbrs	Ren Mbrs	Paid Up For Life	On-line	Per Cent of Goal
368	NEWPORT NEWS	9/19/2018	911	444	502	912	5	269	107	63	48.684%
1776	WILLIAMSBURG	9/10/2018	84	45	47	85	0	27	11	7	52.941%
1991 +	TABB	9/19/2018	39	28	22	40	0	20	4	4	70.000%
1997	HAMPTON	9/10/2018	20	8	12	21	0	0	8	0	38.095%
CDR: RICHARD WARD (75)			2495	1349	1381	2511	34	782	357	176	53.724%

EASTERN REGION-- FOURTH DISTRICT-- (14 Posts)

Post	Location	Last Transmittal	Prior Year Mbrs	Curr Year Mbrs	10/3/2018 55% Target Goal	Curr Year Goal	New Mbrs	Ren Mbrs	Paid Up For Life	On-line	Per Cent of Goal
2	PETERSBURG	9/19/2018	368	182	203	369	12	114	38	18	49.322%
46	EMPORIA	9/19/2018	33	15	19	34	0	12	2	1	44.118%
49 +	SMITHFIELD	9/19/2018	154	96	85	155	1	72	13	10	61.935%
57 +	SUFFOLK	9/12/2018	77	45	43	78	0	36	5	4	57.692%
73 +	FRANKLIN	9/19/2018	81	54	45	82	0	40	11	3	65.854%
88	SUFFOLK	9/10/2018	78	41	43	79	1	24	11	5	51.899%
120 +	DISPUTANTA	9/12/2018	126	71	70	127	5	40	21	5	55.906%
146 +	HOPEWELL	9/19/2018	343	248	189	344	5	191	36	16	72.093%
149 +	DINWIDDIE	9/11/2018	33	24	19	34	0	17	3	4	70.588%
151 +	EMPORIA	9/12/2018	72	44	40	73	0	40	3	1	60.274%
160 +	SURRY	9/10/2018	40	35	23	41	2	23	5	5	85.366%
191	WAVERLY	9/4/2018	14	2	8	15	0	0	0	2	13.333%
264 +	JARRATT	9/10/2018	20	12	12	21	0	10	2	0	57.143%
276 +	BOYKINS	9/19/2018	18	11	10	19	0	11	0	0	57.895%
CDR: M COMBO-FARRIS(120)			1457	880	809	1471	26	630	150	74	59.823%

EASTERN REGION-- ELEVENTH DISTRICT-- (20 Posts)

Post	Location	Last Transmittal	Prior Year Mbrs	Curr Year Mbrs	10/3/2018 55% Target Goal	Curr Year Goal	New Mbrs	Ren Mbrs	Paid Up For Life	On-line	Per Cent of Goal
1	RICHMOND	9/10/2018	141	45	78	142	1	20	18	6	31.690%
38	RICHMOND	9/10/2018	19	2	11	20	0	0	1	1	10.000%
84 +	RICHMOND	9/10/2018	117	69	65	118	2	43	19	5	58.475%
87 +	AMELIA	9/10/2018	50	30	28	51	0	20	10	0	58.824%
91	CHESTERFIELD	9/10/2018	5	3	8	15	0	0	2	1	20.000%
108	RICHMOND	9/10/2018	20	3	12	21	0	0	3	0	14.286%
125	RICHMOND	9/10/2018	104	20	58	105	3	10	6	1	19.048%
136	ETTRICK	9/19/2018	19	10	11	20	0	8	0	2	50.000%
137	RICHMOND	9/19/2018	153	82	85	154	1	52	20	9	53.247%
144 +	HIGHLAND SPRINGS	9/19/2018	187	103	103	188	7	67	20	9	54.787%
186 +	MIDLOTHIAN	9/19/2018	369	224	204	370	5	148	36	35	60.541%
189	RICHMOND	9/10/2018	26	13	15	27	0	6	7	0	48.148%

EASTERN REGION-- ELEVENTH DISTRICT-- (20 Posts)

Post	Location	Last Transmittal	Prior Year Mbrs	Curr Year Mbrs	10/3/2018 55% Target Goal	Curr Year Goal	New Mbrs	Ren Mbrs	Paid Up For Life	On-line	Per Cent of Goal
201 +	POWHATAN	9/19/2018	100	72	56	101	1	49	16	6	71.287%
210	RICHMOND	9/10/2018	14	3	8	15	0	0	2	1	20.000%
233 +	RICHMOND	9/19/2018	59	47	33	60	0	39	7	1	78.333%
242 +	SANDSTON	9/12/2018	71	52	40	72	2	43	7	0	72.222%
244 +	GLEN ALLEN	9/19/2018	109	69	61	110	0	49	7	13	62.727%
284 +	COLONIAL HEIGHTS	9/19/2018	1075	685	592	1076	22	430	146	87	63.662%
354	RICHMOND	9/19/2018	124	64	69	125	2	41	3	18	51.200%
361	RICHMOND	9/11/2018	40	22	23	41	0	13	5	4	53.659%
CDR: JAMES WALSH (244)			2802	1618	1557	2831	46	1038	335	199	57.153%

EASTERN REGION-- TWELFTH DISTRICT-- (14 Posts)

Post	Location	Last Transmittal	Prior Year Mbrs	Curr Year Mbrs	10/3/2018 55% Target Goal	Curr Year Goal	New Mbrs	Ren Mbrs	Paid Up For Life	On-line	Per Cent of Goal
55	FREDERICKSBURG	9/19/2018	227	88	125	228	2	55	22	9	38.596%
64 +	TAPPAHANNOCK	9/19/2018	45	29	25	46	0	18	3	8	63.043%
82	SALUDA	9/10/2018	23	10	13	24	0	1	6	3	41.667%
86 +	KILMARNOCK	9/19/2018	75	55	42	76	0	33	12	10	72.368%
89 +	KING GEORGE	9/19/2018	162	101	90	163	1	55	32	13	61.963%
115	FARNHAM	9/19/2018	18	3	10	19	1	2	0	0	15.789%
117 +	REEDVILLE	9/19/2018	127	105	70	128	1	89	10	5	82.031%
148 +	COLONIAL BEACH	9/19/2018	279	165	154	280	16	117	16	16	58.929%
221 +	CAROLINE COUNTY	9/19/2018	38	26	21	39	0	16	4	6	66.667%
241 *	STORMONT	9/4/2018	10	11	8	15	2	9	0	0	73.333%
252 +	MONTROSS	9/10/2018	60	38	34	61	0	24	10	4	62.295%
320	SPOTSYLVANIA	9/19/2018	381	164	210	382	4	72	49	39	42.932%
329 *	DAHLGREN	9/11/2018	40	41	23	41	1	38	2	0	100.000%
401	WARSAW	9/19/2018	46	7	26	47	0	0	5	2	14.894%
CDR: DONNELL JOHNSON (5)			1531	843	852	1549	28	529	171	115	54.422%

NORTHERN REGION-- THIRTEENTH DISTRICT-- (10 Posts)

Post	Location	Last Transmittal	Prior Year Mbrs	Curr Year Mbrs	10/3/2018 55% Target Goal	Curr Year Goal	New Mbrs	Ren Mbrs	Paid Up For Life	On-line	Per Cent of Goal
74 +	CHARLOTTESVILLE	9/19/2018	797	501	439	798	13	305	138	45	62.782%
90 +	BEAVERDAM	9/10/2018	58	32	32	59	0	20	5	7	54.237%
116 +	LOUISA	9/10/2018	122	81	68	123	2	51	13	15	65.854%
128 +	STANARDSVILLE	9/19/2018	92	90	51	93	3	77	4	6	96.774%
156 +	ORANGE	9/19/2018	173	109	96	174	1	81	19	8	62.644%
157 +	MADISON	9/19/2018	129	74	72	130	3	42	18	11	56.923%
175 +	MECHANICSVILLE	9/19/2018	333	207	184	334	6	135	34	32	61.976%
206	ASHLAND	9/19/2018	35	18	20	36	0	12	5	1	50.000%

NORTHERN REGION-- THIRTEENTH DISTRICT-- (10 Posts)

Post	Location	Last Transmittal	Prior Year Mbrs	Curr Year Mbrs	10/3/2018 55% Target Goal	Curr Year Goal	New Mbrs	Ren Mbrs	Paid Up For On-line Life	Per Cent of Goal	
215 +	GOOCHLAND	9/19/2018	140	83	78	141	3	44	21	15	58.865%
2003	FLUVANNA COUNTY	9/19/2018	159	87	88	160	11	48	16	12	54.375%
CDR: PHIL GRIMM (74)			2038	1282	1126	2048	42	815	273	152	62.598%

NORTHERN REGION-- FOURTEENTH DISTRICT-- (10 Posts)

Post	Location	Last Transmittal	Prior Year Mbrs	Curr Year Mbrs	10/3/2018 55% Target Goal	Curr Year Goal	New Mbrs	Ren Mbrs	Paid Up For On-line Life	Per Cent of Goal	
13 +	STAUNTON	9/10/2018	165	107	94	171	1	78	17	11	62.573%
27 +	DAYTON	9/19/2018	192	130	106	193	0	98	26	6	67.358%
76	HARRISONBURG	9/10/2018	35	15	20	36	0	10	5	0	41.667%
92 +	BATH COUNTY	9/10/2018	14	8	8	15	0	5	3	0	53.333%
126 +	BUENA VISTA	9/19/2018	78	54	43	79	1	44	8	1	68.354%
188	HARRISONBURG	9/19/2018	176	85	97	177	4	67	10	4	48.023%
222 +	ELKTON	8/13/2018	14	9	8	15	0	8	0	1	60.000%
278 +	PLAINS DISTRICT	9/10/2018	21	19	12	22	0	0	19	0	86.364%
291 +	LEXINGTON	9/19/2018	14	10	8	15	0	8	0	2	66.667%
340 +	EAST AUGUSTA COU	9/19/2018	152	111	84	153	1	65	35	10	72.549%
CDR: JOE MCGUGAN(340)			861	548	482	876	7	383	123	35	62.557%

NORTHERN REGION-- FIFTEENTH DISTRICT-- (7 Posts)

Post	Location	Last Transmittal	Prior Year Mbrs	Curr Year Mbrs	10/3/2018 55% Target Goal	Curr Year Goal	New Mbrs	Ren Mbrs	Paid Up For On-line Life	Per Cent of Goal	
21 +	WINCHESTER	9/19/2018	455	289	251	456	9	223	41	16	63.377%
22 +	LURAY	9/10/2018	70	45	39	71	1	27	13	4	63.380%
41 +	BERRYVILLE	9/10/2018	173	145	96	174	2	116	5	22	83.333%
53	FRONT ROYAL	9/19/2018	339	168	187	340	0	116	38	14	49.412%
77 +	STRASBURG	9/10/2018	280	203	155	281	5	169	18	11	72.242%
166	NEW MARKET	9/10/2018	147	74	81	148	0	47	24	3	50.000%
199 +	WOODSTOCK	9/19/2018	390	244	215	391	1	190	29	24	62.404%
CDR: G. NELSON RITTER (21)			1854	1168	1024	1861	18	888	168	94	62.762%

NORTHERN REGION-- SIXTEENTH DISTRICT-- (17 Posts)

Post	Location	Last Transmittal	Prior Year Mbrs	Curr Year Mbrs	10/3/2018 55% Target Goal	Curr Year Goal	New Mbrs	Ren Mbrs	Paid Up For On-line Life	Per Cent of Goal	
10 +	MANASSAS	9/19/2018	789	464	435	790	15	245	105	99	58.734%
28 +	TRIANGLE	9/19/2018	276	180	152	277	12	97	43	28	64.982%
34 +	LEESBURG	9/19/2018	89	58	50	90	0	27	22	9	64.444%
72	WARRENTON	9/19/2018	417	104	230	418	6	1	55	42	24.880%
114 +	MANASSAS	9/10/2018	57	40	32	58	5	23	12	0	68.966%

NORTHERN REGION-- SIXTEENTH DISTRICT-- (17 Posts)

Post	Location	Last Transmittal	Prior Year Mbrs	Curr Year Mbrs	10/3/2018 55% Target Goal	Curr Year Goal	New Mbrs	Ren Mbrs	Paid Up For Life	On-line	Per Cent of Goal
150 +	STERLING PARK	9/19/2018	94	67	52	95	1	39	16	11	70.526%
158 +	MANASSAS	9/10/2018	28	18	16	29	0	13	5	0	62.069%
247	REMINGTON	9/19/2018	93	50	52	94	0	15	25	10	53.191%
290 +	STAFFORD	9/19/2018	705	433	388	706	33	239	83	78	61.331%
293	PURCELLVILLE	9/19/2018	213	117	118	214	19	53	15	30	54.673%
295	MIDDLEBURG	9/10/2018	22	3	13	23	0	0	1	2	13.043%
330 +	CULPEPER	9/19/2018	179	114	99	180	0	71	24	19	63.333%
360	WARRENTON	9/10/2018	29	12	17	30	0	5	7	0	40.000%
364	WOODBIDGE	9/19/2018	1003	487	552	1004	7	192	185	103	48.506%
1799 +	HAYMARKET	9/19/2018	112	79	62	113	3	27	16	33	69.912%
1836	LOVETTSVILLE	9/10/2018	40	9	23	41	1	6	2	0	21.951%
2001	ASHBURN	9/19/2018	90	47	50	91	4	15	16	12	51.648%
CDR: SONNIE DICKERSON (3)			4236	2282	2339	4253	106	1068	632	476	53.656%

NORTHERN REGION-- SEVENTEENTH DISTRICT-- (18 Posts)

Post	Location	Last Transmittal	Prior Year Mbrs	Curr Year Mbrs	10/3/2018 55% Target Goal	Curr Year Goal	New Mbrs	Ren Mbrs	Paid Up For Life	On-line	Per Cent of Goal
24 +	ALEXANDRIA	9/19/2018	724	412	399	725	2	183	119	108	56.828%
44 +	ARLINGTON	9/19/2018	82	48	46	83	0	25	16	7	57.831%
85	ARLINGTON	9/10/2018	146	68	81	147	4	29	16	19	46.259%
123 +	GREENSPRING	9/19/2018	55	43	31	56	1	26	16	0	76.786%
129 +	ALEXANDRIA	9/10/2018	17	10	10	18	0	0	5	5	55.556%
130 +	FALLS CHURCH	9/19/2018	213	118	118	214	3	65	23	27	55.140%
139 +	ARLINGTON	9/19/2018	250	144	138	251	3	84	38	19	57.371%
162	LORTON	9/19/2018	398	195	219	399	4	118	37	36	48.872%
176 +	SPRINGFIELD	9/19/2018	1376	875	757	1377	23	461	222	169	63.544%
177 +	FAIRFAX	9/19/2018	971	559	535	972	11	292	143	113	57.510%
180	VIENNA	9/19/2018	648	352	357	649	21	209	71	51	54.237%
184 +	HERNDON	9/19/2018	200	143	111	201	1	73	42	27	71.144%
194 +	ARLINGTON	9/11/2018	44	36	25	45	1	27	8	0	80.000%
225 +	FALLS CHURCH	9/10/2018	29	27	17	30	0	19	8	0	90.000%
270	McLEAN	9/19/2018	313	171	173	314	5	92	45	29	54.459%
1775 +	FORT BELVOIR	9/11/2018	40	39	23	41	0	20	14	5	95.122%
1976 +	ANNANDALE	9/19/2018	311	185	172	312	1	127	37	20	59.295%
1995 +	CENTREVILLE	9/19/2018	132	97	73	133	0	43	38	16	72.932%
CDR: TOMMY POWELL (130)			5949	3522	3282	5967	80	1893	898	651	59.025%

WESTERN REGION-- FIFTH DISTRICT-- (13 Posts)

Post	Location	Last Transmittal	Prior Year Mbrs	Curr Year Mbrs	10/3/2018 55% Target Goal	Curr Year Goal	New Mbrs	Ren Mbrs	Paid Up For Life	On-line	Per Cent of Goal
------	----------	------------------	-----------------	----------------	---------------------------	----------------	----------	----------	------------------	---------	------------------

WESTERN REGION-- FIFTH DISTRICT-- (13 Posts)

Post	Location	Last Transmittal	Prior Year Mbrs	Curr Year Mbrs	10/3/2018 55% Target Goal	Curr Year Goal	New Mbrs	Ren Mbrs	Paid Up For Life	On-line	Per Cent of Goal
8 +	SOUTH BOSTON	9/19/2018	270	199	149	271	4	168	18	9	73.432%
32 +	FARMVILLE	9/19/2018	38	22	21	39	0	18	2	2	56.410%
40 +	BLACKSTONE	9/10/2018	17	11	10	18	1	7	3	0	61.111%
43 +	CHASE CITY	9/10/2018	83	58	46	84	0	50	5	3	69.048%
45 +	CLARKSVILLE	9/19/2018	42	37	24	43	1	18	6	12	86.047%
50	CREWE	9/19/2018	45	23	25	46	0	13	8	2	50.000%
65 +	LAWRENCEVILLE	9/10/2018	20	16	12	21	1	14	1	0	76.190%
79 +	SOUTH HILL	9/10/2018	381	212	210	382	0	176	14	22	55.497%
94 +	ALBERTA	9/10/2018	15	14	9	16	1	11	1	1	87.500%
99 +	HALIFAX	9/19/2018	183	117	101	184	14	92	8	3	63.587%
147 +	KENBRIDGE	9/19/2018	51	35	29	52	1	23	7	4	67.308%
260 +	KEYSVILLE	9/19/2018	102	60	57	103	1	49	4	6	58.252%
342 ***	VOLENS	9/19/2018	28	35	16	29	5	30	0	0	120.690%
CDR: TOM HART (147)			1275	839	708	1288	29	669	77	64	65.140%

WESTERN REGION-- SIXTH DISTRICT-- (13 Posts)

Post	Location	Last Transmittal	Prior Year Mbrs	Curr Year Mbrs	10/3/2018 55% Target Goal	Curr Year Goal	New Mbrs	Ren Mbrs	Paid Up For Life	On-line	Per Cent of Goal
6 +	ROCKY MOUNT	9/10/2018	87	58	48	88	0	51	5	2	65.909%
11 +	BASSETT	9/11/2018	40	25	23	41	0	19	4	2	60.976%
29	DANVILLE	9/12/2018	166	87	92	167	1	74	8	4	52.096%
42 +	MARTINSVILLE	9/19/2018	94	55	52	95	0	46	6	3	57.895%
47	CHATHAM	9/10/2018	21	2	12	22	0	0	2	0	9.091%
78 +	MARTINSVILLE	9/19/2018	190	114	105	191	2	96	11	5	59.686%
96 +	CALLAWAY	9/4/2018	15	10	9	16	0	10	0	0	62.500%
105 +	STUART	9/10/2018	65	43	36	66	0	32	7	4	65.152%
111 +	ROCKY MOUNT	9/10/2018	38	23	21	39	0	12	11	0	58.974%
127 +	FLOYD	9/19/2018	76	51	42	77	3	34	10	4	66.234%
232 +	GRETNA	9/19/2018	92	64	51	93	1	57	3	3	68.817%
325 +	DANVILLE	9/19/2018	278	178	153	279	0	159	17	2	63.799%
1097	DANVILLE	9/19/2018	326	158	180	327	6	119	26	7	48.318%
CDR: ANN BOWER			1488	868	826	1501	13	709	110	36	57.828%

WESTERN REGION-- SEVENTH DISTRICT-- (9 Posts)

Post	Location	Last Transmittal	Prior Year Mbrs	Curr Year Mbrs	10/3/2018 55% Target Goal	Curr Year Goal	New Mbrs	Ren Mbrs	Paid Up For Life	On-line	Per Cent of Goal
7 +	PULASKI	9/19/2018	121	81	67	122	3	65	8	5	66.393%
9 +	WYTHEVILLE	9/19/2018	112	95	62	113	3	57	31	4	84.071%
18 +	MARION	9/10/2018	59	42	33	60	2	31	6	3	70.000%
20	BLAND	9/19/2018	50	6	28	51	0	0	3	3	11.765%

WESTERN REGION-- SEVENTH DISTRICT-- (9 Posts)

Post	Location	Last Transmittal	Prior Year Mbrs	Curr Year Mbrs	10/3/2018 55% Target Goal	Curr Year Goal	New Mbrs	Ren Mbrs	Paid Up For Life	On-line	Per Cent of Goal
58 ***	DUBLIN	9/19/2018	45	53	25	46	6	46	1	0	115.217%
68 +	NARROWS	9/10/2018	85	58	47	86	1	39	18	0	67.442%
229 +	RURAL RETREAT	9/10/2018	135	85	75	136	1	49	31	4	62.500%
245 +	GALAX	9/10/2018	126	82	70	127	4	63	12	3	64.567%
311 +	PEMBROKE	9/10/2018	45	29	25	46	0	23	3	3	63.043%
CDR: BILL HOGG (311)			778	531	433	787	20	373	113	25	67.471%

WESTERN REGION-- EIGHTH DISTRICT-- (12 Posts)

Post	Location	Last Transmittal	Prior Year Mbrs	Curr Year Mbrs	10/3/2018 55% Target Goal	Curr Year Goal	New Mbrs	Ren Mbrs	Paid Up For Life	On-line	Per Cent of Goal
12 +	ABINGDON	9/10/2018	89	56	50	90	0	43	12	1	62.222%
14 +	POCAHONTAS	9/11/2018	85	54	47	86	1	45	7	1	62.791%
122 +	BLUEFIELD	9/10/2018	21	16	12	22	0	2	14	0	72.727%
133 +	TAZEWELL	9/10/2018	104	65	58	105	2	52	10	1	61.905%
135	DAMASCUS	9/19/2018	37	17	21	38	0	14	2	1	44.737%
164 +	GRUNDY	9/11/2018	359	254	198	360	1	171	76	6	70.556%
185 +	JONESVILLE	9/19/2018	47	32	26	48	0	23	6	3	66.667%
208 +	LEBANON	9/19/2018	75	46	42	76	0	35	9	2	60.526%
227 +	CLINTWOOD	9/10/2018	17	14	10	18	0	11	3	0	77.778%
243	NORTON	9/10/2018	81	29	45	82	0	19	6	4	35.366%
265 +	GATE CITY	9/10/2018	111	82	62	112	1	75	1	5	73.214%
775	POCAHONTAS SCC	9/19/2018	19	1	11	20	0	0	0	1	5.000%
CDR: PERRY JOHNSON(133)			1045	666	581	1057	5	490	146	25	63.009%

WESTERN REGION-- NINTH DISTRICT-- (9 Posts)

Post	Location	Last Transmittal	Prior Year Mbrs	Curr Year Mbrs	10/3/2018 55% Target Goal	Curr Year Goal	New Mbrs	Ren Mbrs	Paid Up For Life	On-line	Per Cent of Goal
3 +	ROANOKE	9/11/2018	362	217	200	363	6	146	47	18	59.780%
4 +	COVINGTON	9/10/2018	54	37	30	55	0	31	5	1	67.273%
30 +	RADFORD	9/10/2018	30	19	17	31	0	13	5	1	61.290%
59 +	CHRISTIANSBURG	9/19/2018	78	53	43	79	0	40	11	2	67.089%
80 +	VINTON	9/19/2018	81	54	45	82	1	40	12	1	65.854%
93 +	BUCHANAN	9/10/2018	49	33	28	50	0	22	8	3	66.000%
182 +	BLACKSBURG	9/19/2018	45	30	25	46	0	19	7	4	65.217%
240 +	TROUTVILLE	9/10/2018	47	37	26	48	0	23	13	1	77.083%
248 +	ROANOKE	9/10/2018	72	46	40	73	0	27	16	3	63.014%
CDR: GENE MALINOWSKI (5)			818	526	455	827	7	361	124	34	63.603%

WESTERN REGION-- TENTH DISTRICT-- (11 Posts)

Post	Location	Last Transmittal	Prior Year Mbrs	Curr Year Mbrs	10/3/2018 55% Target Goal	Curr Year Goal	New Mbrs	Ren Mbrs	Paid Up For Life	On-line	Per Cent of Goal
16 +	LYNCHBURG	9/19/2018	934	554	514	935	30	448	33	43	59.251%
17 +	LOVINGSTON	9/19/2018	60	43	34	61	0	34	6	3	70.492%
36	ALTAVISTA	9/10/2018	51	10	29	52	0	0	5	5	19.231%
52	BROOKNEAL	9/10/2018	41	14	23	42	1	12	1	0	33.333%
54 +	BEDFORD	9/19/2018	132	90	73	133	1	59	22	8	67.669%
62 +	SMITH MTN LAKE	9/19/2018	31	27	18	32	0	13	5	9	84.375%
104 +	APPOMATTOX	9/19/2018	155	96	86	156	3	67	17	9	61.538%
134 +	DILLWYN	8/13/2018	31	26	18	32	1	25	0	0	81.250%
217	BIG ISLAND	9/10/2018	22	11	13	23	0	10	1	0	47.826%
269 +	CUMBERLAND	9/19/2018	33	20	19	34	1	17	1	1	58.824%
274 +	MADISON HEIGHTS	9/10/2018	77	56	43	78	0	51	4	1	71.795%
CDR: MICHAEL TOMLIN (21			1567	947	868	1578	37	736	95	79	60.013%

*** POSTS EQUALING OR SURPASSING THEIR PRIOR YEAR MEMBERSHIP**

***** POSTS EQUALING OR SURPASSING THEIR CURRENT YEAR GOAL**

+ POSTS EQUALING OR SURPASSING THEIR TARGET GOAL