

Dept of Virginia 2014-2015

6 Aug 2014

Finishing First in the Membership Stakes

35%

And off we go to the races

Congratulations to Cdr Holdren and Post 113 getting out of the gate and showing the way reaching 103% this week and to Cdr Hillyard's 15th District jockeys on hitting 54%. Cardwell's Corral hit 45% already leading the stable owners charge.

An outstanding start to a fired up season. Great that 7 Districts are right at or above 50%. Thanks to the 4th, 6th, 13th, 15th Districts for all their Posts turning in renewals. We have 47 Posts that have not turned in anything at the cutoff so we need to look at moving forward in those. Remember, get any renewals you have turned in now so that you aren't a "goose egg"

Remember, **personal contact** is key. Now is a great season for recruiting teams to hit fairs and other gatherings. Contacting college vet groups at the beginning of the year to see what they need may provide important leads. Keep the races going, can't wait to see the moves made next week.

Great Job

North - AB Brown - 44.1%

West - Robert Cardwell-45.7%

East - Al Steward -41.1%

50%

Trainers

Stable Owners

100% Jockeys

15

7

9

13

8

1

6

4

11

10

17

16

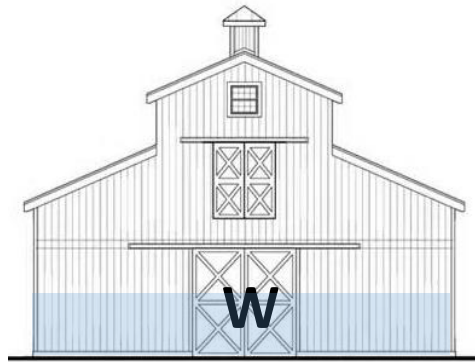
14

3

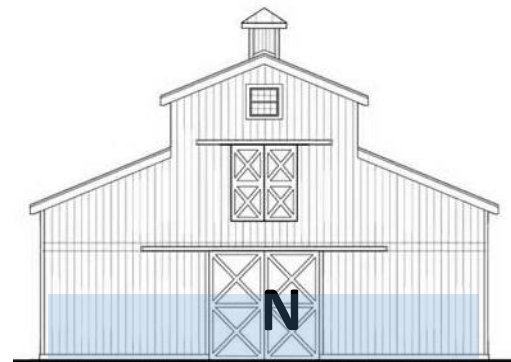
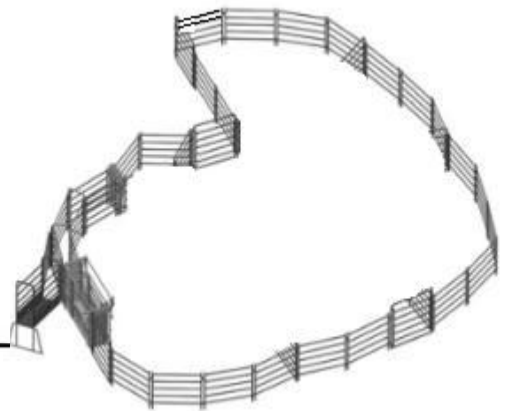
2

12

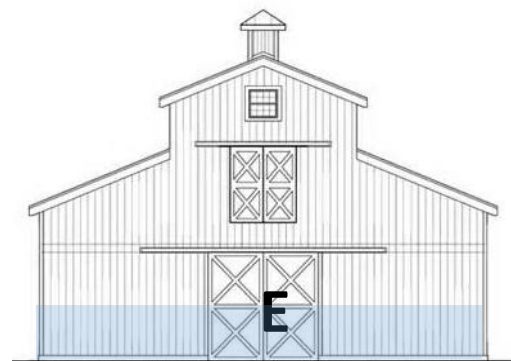
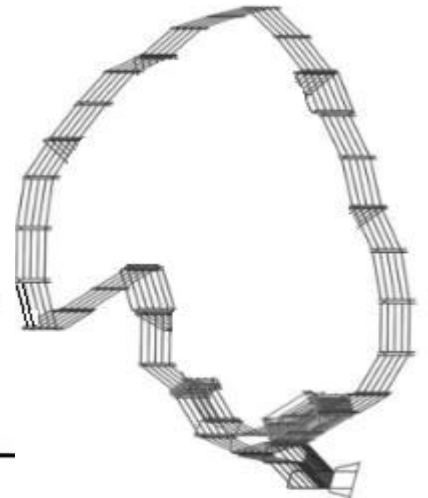
5



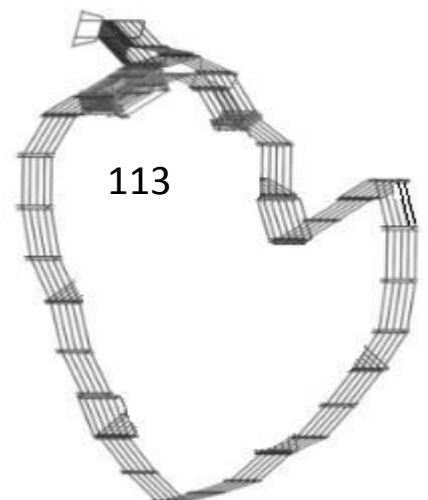
Cardwell's Corral



Brown's Bonanza



Steward's Stables



THE AMERICAN LEGION
DEPARTMENT OF VIRGINIA
REGION AND DISTRICT STANDINGS
AS OF 8/6/2014

Regional Standings

Region	Stand-ings	Prior Year Mbrs	Curr Year Mbrs	Curr Year Goal	New Mbrs	Ren Mbrs	Paid Up For Life	Online	Per Cent of Goal
WESTERN	1	8365	3905	8542	110	2841	712	242	45.715%
NORTHERN	2	16286	7261	16453	175	4305	1768	1013	44.132%
EASTERN	3	12724	5295	12877	146	3371	1113	665	41.120%

District Standings

District		Prior Year Mbrs	Curr Year Mbrs	Curr Year Goal	New Mbrs	Ren Mbrs	Paid Up For Life	Online	Per Cent of Goal
FIFTEENTH	1	2139	1170	2161	23	916	159	72	54.142%
SEVENTH	2	977	523	991	10	344	139	30	52.775%
NINTH	3	1019	534	1039	7	350	141	36	51.396%
THIRTEENTH	4	1927	992	1950	52	593	251	96	50.872%
EIGHTH	5	1271	663	1314	3	482	153	25	50.457%
FIRST	6	663	321	649	17	209	62	33	49.461%
SIXTH	7	1785	894	1812	24	724	113	33	49.338%
FOURTH	8	1642	792	1667	25	589	121	57	47.510%
ELEVENTH	9	3103	1385	3144	23	900	299	163	44.052%
TENTH	10	1830	798	1849	42	593	98	65	43.158%
SEVENTEENTH	11	6847	2872	6901	50	1610	734	478	41.617%
SIXTEENTH	12	4293	1785	4334	44	913	492	336	41.186%
FOURTEENTH	13	1080	442	1107	6	273	132	31	39.928%
THIRD	14	2889	1151	2923	43	660	321	127	39.377%
SECOND	15	2736	1062	2773	24	719	150	169	38.298%
TWELFTH	16	1691	584	1721	14	294	160	116	33.934%
FIFTH	17	1483	493	1537	24	348	68	53	32.075%
TRADITIONAL:		37375	16461	37872	431	10517	3593	1920	43.465%
POST 141:		7963	3106	9227	7	2077	417	605	33.662%
CYBERPOST 1919:		0	0	1	0	0	0		0.000%
SUBTOTAL:		45338	19567	47100	438	12594	4010	2525	41.544%
NEW DMS:			0	0					
OVERALL TOTAL			19567	47100					

YEAR TO DATE TOTALS AND SUMMARY

CURRENT YEAR GOAL:	47100
MEMBERSHIP AS OF 8/6/2014 :	19567
REMAINDER TO MEET GOAL:	27533

EASTERN REGION-- FIRST DISTRICT-- (5 Posts)

Post	Location	Last Transmittal	Prior Year Mbrs	Curr Year Mbrs	8/6/2014 35% Target Goal	Curr Year Goal	New Mbrs	Ren Mbrs	Paid Up For Life	On-line	Per Cent of Goal
56 +	NORTHAMPTON	8/6/2014	231	121	82	234	3	84	15	19	51.709%
100 +	PARKSLEY	8/5/2014	15	7	6	16	1	4	2	0	43.750%
101	ONANCOCK	7/21/2014	15	4	6	16	0	0	4	0	25.000%
159 +	CHINCOTEAGUE	8/5/2014	364	182	128	367	13	121	34	14	49.591%
400 +	EXMORE	7/21/2014	38	7	6	16	0	0	7	0	43.750%
CDR: RALPH ORZO(56)			663	321	227	649	17	209	62	33	49.461%

EASTERN REGION-- SECOND DISTRICT-- (14 Posts)

Post	Location	Last Transmittal	Prior Year Mbrs	Curr Year Mbrs	8/6/2014 35% Target Goal	Curr Year Goal	New Mbrs	Ren Mbrs	Paid Up For Life	On-line	Per Cent of Goal
5	NORFOLK	8/6/2014	190	51	68	193	6	37	3	5	26.425%
35 +	NORFOLK	8/5/2014	91	39	33	93	1	23	5	10	41.935%
37 +	PORTSMOUTH	8/6/2014	9	6	6	16	0	5	0	1	37.500%
60 +	NORFOLK	8/5/2014	47	36	17	48	2	26	3	5	75.000%
81 +	VIRGINIA BEACH	8/6/2014	13	10	6	16	0	8	2	0	62.500%
110 +	VIRGINIA BEACH	8/1/2014	342	148	121	345	3	86	36	23	42.899%
113 ***	PRINCESS ANNE	7/21/2014	49	52	18	50	3	43	4	2	104.000%
118 +	NORFOLK	8/5/2014	27	16	10	28	0	10	4	2	57.143%
190	PORTSMOUTH	8/1/2014	299	12	106	302	0	0	6	6	3.974%
204 +	NORFOLK	8/5/2014	53	34	19	54	0	30	1	3	62.963%
280	CHESAPEAKE	8/1/2014	431	143	152	435	4	76	20	43	32.874%
310 +	CHURCHLAND	8/5/2014	74	49	26	75	0	34	6	9	65.333%
327 +	NORFOLK	8/5/2014	1023	465	360	1028	5	341	59	60	45.233%
1992	VIRGINIA BEACH	7/21/2014	88	1	32	90	0	0	1	0	1.111%
CDR: ROD. DRUMMOND(5)			2736	1062	971	2773	24	719	150	169	38.298%

EASTERN REGION-- THIRD DISTRICT-- (17 Posts)

Post	Location	Last Transmittal	Prior Year Mbrs	Curr Year Mbrs	8/6/2014 35% Target Goal	Curr Year Goal	New Mbrs	Ren Mbrs	Paid Up For Life	On-line	Per Cent of Goal
25 +	NEWPORT NEWS	8/5/2014	332	135	117	335	7	94	26	8	40.299%
31	HAMPTON	8/1/2014	85	18	30	87	0	0	14	4	20.690%
39 +	WILLIAMSBURG	7/30/2014	102	55	36	104	1	39	8	7	52.885%
48 +	HAMPTON	7/30/2014	114	62	41	116	0	20	34	8	53.448%
61	CHARLES CITY	7/21/2014	42	1	15	43	0	0	1	0	2.326%
67 +	HAMPTON	8/5/2014	164	66	58	166	2	33	24	7	39.759%
75 +	GLOUCESTER	8/5/2014	193	72	69	196	0	34	27	11	36.735%
83 +	MATHEWS	7/23/2014	183	76	65	186	1	49	16	10	40.860%
165	YORKTOWN	7/21/2014	22	7	8	23	0	0	6	1	30.435%
172 +	WEST POINT	7/30/2014	34	14	12	35	0	12	1	1	40.000%
255 +	NEWPORT NEWS	8/5/2014	97	43	35	99	0	34	3	6	43.434%

EASTERN REGION-- THIRD DISTRICT-- (17 Posts)

Post	Location	Last Transmittal	Prior Year Mbrs	Curr Year Mbrs	8/6/2014 35% Target Goal	Curr Year Goal	New Mbrs	Ren Mbrs	Paid Up For Life	On-line	Per Cent of Goal
273 +	POQUOSON	8/5/2014	122	74	43	124	1	38	28	7	59.677%
314 +	AYLETT	8/6/2014	23	18	8	24	2	1	15	0	75.000%
368 +	NEWPORT NEWS	8/1/2014	1218	432	428	1223	28	260	100	44	35.323%
1776 +	WILLIAMSBURG	8/6/2014	94	59	34	96	1	44	6	8	61.458%
1991	TABB	8/1/2014	27	7	10	28	0	0	3	4	25.000%
1997	HAMPTON	7/30/2014	37	12	13	38	0	2	9	1	31.579%
CDR: FLOYD BROWN(31)			2889	1151	1023	2923	43	660	321	127	39.377%

EASTERN REGION-- FOURTH DISTRICT-- (14 Posts)

Post	Location	Last Transmittal	Prior Year Mbrs	Curr Year Mbrs	8/6/2014 35% Target Goal	Curr Year Goal	New Mbrs	Ren Mbrs	Paid Up For Life	On-line	Per Cent of Goal
2	PETERSBURG	8/1/2014	408	139	144	412	4	88	25	22	33.738%
46 +	EMPORIA	8/5/2014	55	22	20	56	0	18	3	1	39.286%
49 +	SMITHFIELD	8/5/2014	182	83	65	185	0	57	19	7	44.865%
57 +	SUFFOLK	8/5/2014	101	48	36	103	2	39	4	3	46.602%
73 +	FRANKLIN	7/30/2014	119	69	42	121	1	55	11	2	57.025%
88 +	SUFFOLK	8/5/2014	72	33	26	73	0	26	4	3	45.205%
120 +	DISPUTANTA	8/1/2014	153	65	54	155	5	35	17	8	41.935%
146 +	HOPEWELL	8/5/2014	347	194	123	350	6	148	32	8	55.429%
149 +	DINWIDDIE	7/30/2014	26	15	9	27	0	13	1	1	55.556%
151 +	EMPORIA	7/16/2014	76	76	27	78	4	72	0	0	97.436%
160 +	SURRY	8/6/2014	35	23	13	36	0	20	2	1	63.889%
191	WAVERLY	8/5/2014	29	4	11	30	0	3	1	0	13.333%
264 +	JARRATT	8/1/2014	19	10	7	20	0	7	2	1	50.000%
276 +	BOYKINS	8/5/2014	20	11	7	21	3	8	0	0	52.381%
CDR: JAMES ROVINSKI(120)			1642	792	583	1667	25	589	121	57	47.510%

EASTERN REGION-- ELEVENTH DISTRICT-- (20 Posts)

Post	Location	Last Transmittal	Prior Year Mbrs	Curr Year Mbrs	8/6/2014 35% Target Goal	Curr Year Goal	New Mbrs	Ren Mbrs	Paid Up For Life	On-line	Per Cent of Goal
1 +	RICHMOND	8/6/2014	92	33	33	94	0	16	11	6	35.106%
38 +	RICHMOND	7/30/2014	22	13	8	23	0	12	1	0	56.522%
84	RICHMOND	7/21/2014	139	30	49	141	0	0	25	5	21.277%
87	AMELIA	7/21/2014	85	17	30	87	0	0	17	0	19.540%
91	CHESTERFIELD	7/21/2014	12	4	6	16	0	0	3	1	25.000%
108 +	RICHMOND	8/6/2014	43	17	15	44	0	13	3	1	38.636%
125	RICHMOND	8/1/2014	146	22	52	148	0	15	4	3	14.865%
136	ETTRICK		30		11	31					
137 +	RICHMOND	8/6/2014	203	109	72	206	3	77	21	8	52.913%
144 +	HIGHLAND SPRINGS	8/5/2014	222	114	79	225	6	80	17	11	50.667%

EASTERN REGION-- ELEVENTH DISTRICT-- (20 Posts)

Post	Location	Last Transmittal	Prior Year Mbrs	Curr Year Mbrs	8/6/2014 35% Target Goal	Curr Year Goal	New Mbrs	Ren Mbrs	Paid Up For Life	On-line	Per Cent of Goal
186 +	MIDLOTHIAN	8/5/2014	352	180	124	355	1	128	24	27	50.704%
189 +	RICHMOND	7/30/2014	31	19	11	32	3	7	9	0	59.375%
201	POWHATAN	8/1/2014	101	25	36	103	0	0	16	9	24.272%
210	RICHMOND	7/21/2014	29	2	11	30	0	0	1	1	6.667%
233	RICHMOND	7/21/2014	57	17	20	58	1	8	5	3	29.310%
242 +	SANDSTON	7/23/2014	93	37	33	95	0	26	10	1	38.947%
244 +	GLEN ALLEN	8/5/2014	143	76	51	145	0	60	8	8	52.414%
284 +	COLONIAL HEIGHTS	8/5/2014	1123	630	395	1128	9	433	118	70	55.851%
354	RICHMOND	8/1/2014	126	7	45	128	0	0	2	5	5.469%
361 +	RICHMOND	8/5/2014	54	33	19	55	0	25	4	4	60.000%
CDR: CHUCK TALLEY(144)			3103	1385	1100	3144	23	900	299	163	44.052%

EASTERN REGION-- TWELFTH DISTRICT-- (13 Posts)

Post	Location	Last Transmittal	Prior Year Mbrs	Curr Year Mbrs	8/6/2014 35% Target Goal	Curr Year Goal	New Mbrs	Ren Mbrs	Paid Up For Life	On-line	Per Cent of Goal
55	FREDERICKSBURG	8/1/2014	161	25	57	163	0	0	16	9	15.337%
64 +	TAPPAHANNOCK	8/5/2014	57	33	20	58	0	27	3	3	56.897%
82	SALUDA	7/21/2014	29	9	11	30	0	0	7	2	30.000%
86	KILMARNOCK	8/1/2014	122	23	43	124	0	0	13	10	18.548%
89 +	KING GEORGE	8/6/2014	212	105	75	215	2	58	27	18	48.837%
117	REEDVILLE	7/21/2014	198	15	70	201	0	0	12	3	7.463%
148 +	COLONIAL BEACH	8/1/2014	243	97	86	246	5	63	14	15	39.431%
221	CAROLINE COUNTY	8/1/2014	60	20	21	61	1	6	8	5	32.787%
241	STORMONT	7/17/2014	9	1	6	16	0	0	0	1	6.250%
252 +	MONTROSS	8/5/2014	62	41	22	63	0	23	9	9	65.079%
320 +	SPOTSYLVANIA	8/1/2014	464	202	164	468	5	109	49	39	43.162%
329	DAHLGREN		43		15	44					
401 +	WARSAW	7/30/2014	31	13	11	32	1	8	2	2	40.625%
CDR: RON CURLINGS(221)			1691	584	602	1721	14	294	160	116	33.934%

NORTHERN REGION-- THIRTEENTH DISTRICT-- (10 Posts)

Post	Location	Last Transmittal	Prior Year Mbrs	Curr Year Mbrs	8/6/2014 35% Target Goal	Curr Year Goal	New Mbrs	Ren Mbrs	Paid Up For Life	On-line	Per Cent of Goal
74 +	CHARLOTTESVILLE	8/5/2014	722	414	254	727	22	229	132	31	56.946%
90 +	BEAVERDAM	8/6/2014	35	19	13	36	0	12	4	3	52.778%
116 +	LOUISA	8/1/2014	91	48	33	93	3	28	11	6	51.613%
128	STANARDSVILLE	8/1/2014	87	28	31	89	3	21	2	2	31.461%
156 +	ORANGE	8/5/2014	207	112	74	210	3	85	17	7	53.333%
157 +	MADISON	8/1/2014	139	63	49	141	5	29	20	9	44.681%
175 +	MECHANICSVILLE	8/5/2014	314	125	111	317	2	80	22	21	39.432%

NORTHERN REGION-- THIRTEENTH DISTRICT-- (10 Posts)

Post	Location	Last Transmittal	Prior Year Mbrs	Curr Year Mbrs	8/6/2014 35% Target Goal	Curr Year Goal	New Mbrs	Ren Mbrs	Paid Up For Life	On-line	Per Cent of Goal
206 +	ASHLAND	7/23/2014	43	18	15	44	1	13	3	1	40.909%
215 +	GOOCHLAND	8/6/2014	138	70	49	140	5	39	21	5	50.000%
2003 +	FLUVANNA COUNTY	8/6/2014	151	95	54	153	8	57	19	11	62.092%
CDR: JOE DUDLEY(2003)			1927	992	683	1950	52	593	251	96	50.872%

NORTHERN REGION-- FOURTEENTH DISTRICT-- (11 Posts)

Post	Location	Last Transmittal	Prior Year Mbrs	Curr Year Mbrs	8/6/2014 35% Target Goal	Curr Year Goal	New Mbrs	Ren Mbrs	Paid Up For Life	On-line	Per Cent of Goal
13	STAUNTON	7/21/2014	181	22	64	184	0	0	18	4	11.957%
27 +	DAYTON	8/5/2014	249	156	88	252	2	111	33	10	61.905%
76	HARRISONBURG	7/21/2014	47	5	17	48	0	0	5	0	10.417%
92 +	BATH COUNTY	8/5/2014	19	10	7	20	0	7	3	0	50.000%
126 +	BUENA VISTA	8/5/2014	99	58	35	101	0	47	9	2	57.426%
155	HIGHLAND	7/21/2014	8	1	6	16	0	0	1	0	6.250%
188	HARRISONBURG	8/1/2014	227	17	81	230	0	0	12	5	7.391%
222 +	ELKTON	8/5/2014	19	16	7	20	0	16	0	0	80.000%
278 +	PLAINS DISTRICT	8/5/2014	21	18	8	22	1	6	11	0	81.818%
291 +	LEXINGTON	7/30/2014	21	10	8	22	0	9	0	1	45.455%
340 +	EAST AUGUSTA COU	8/5/2014	189	129	67	192	3	77	40	9	67.188%
CDR: EDDIE HUMES(188)			1080	442	387	1107	6	273	132	31	39.928%

NORTHERN REGION-- FIFTEENTH DISTRICT-- (7 Posts)

Post	Location	Last Transmittal	Prior Year Mbrs	Curr Year Mbrs	8/6/2014 35% Target Goal	Curr Year Goal	New Mbrs	Ren Mbrs	Paid Up For Life	On-line	Per Cent of Goal
21 +	WINCHESTER	8/6/2014	501	222	177	505	5	174	30	13	43.960%
22 +	LURAY	8/5/2014	77	40	28	79	1	23	15	1	50.633%
41 +	BERRYVILLE	8/1/2014	175	120	62	177	1	99	8	12	67.797%
53 +	FRONT ROYAL	8/5/2014	406	211	144	410	5	156	40	10	51.463%
77 +	STRASBURG	8/5/2014	310	173	110	313	9	135	18	11	55.272%
166 +	NEW MARKET	8/5/2014	178	106	63	181	1	77	24	4	58.564%
199 +	WOODSTOCK	8/6/2014	492	298	174	496	1	252	24	21	60.081%
CDR: F. HILLYARD(77)			2139	1170	756	2161	23	916	159	72	54.142%

NORTHERN REGION-- SIXTEENTH DISTRICT-- (16 Posts)

Post	Location	Last Transmittal	Prior Year Mbrs	Curr Year Mbrs	8/6/2014 35% Target Goal	Curr Year Goal	New Mbrs	Ren Mbrs	Paid Up For Life	On-line	Per Cent of Goal
10 +	MANASSAS	8/1/2014	786	364	277	791	8	201	82	73	46.018%
28 +	DUMFRIES	8/1/2014	347	167	123	350	5	105	38	19	47.714%
34 +	LEESBURG	8/5/2014	87	36	31	89	0	16	16	4	40.449%

NORTHERN REGION-- SIXTEENTH DISTRICT-- (16 Posts)

Post	Location	Last Transmittal	Prior Year Mbrs	Curr Year Mbrs	8/6/2014 35% Target Goal	Curr Year Goal	New Mbrs	Ren Mbrs	Paid Up For Life	On-line	Per Cent of Goal
72	WARRENTON	8/1/2014	485	144	171	489	3	61	46	34	29.448%
114	MANASSAS	8/1/2014	77	14	28	79	0	0	11	3	17.722%
150	STERLING PARK	8/1/2014	106	26	38	108	0	0	12	14	24.074%
158 +	MANASSAS	7/23/2014	35	16	13	36	0	7	7	2	44.444%
247 +	REMYNGTON	8/6/2014	57	43	20	58	1	22	15	5	74.138%
290 +	STAFFORD	8/1/2014	654	261	231	659	5	142	69	45	39.605%
293	PURCELLVILLE	8/1/2014	234	29	83	237	0	0	16	13	12.236%
295	MIDDLEBURG	7/21/2014	32	3	12	33	0	0	1	2	9.091%
330 +	CULPEPER	8/6/2014	217	126	77	220	4	82	27	13	57.273%
360	WARRENTON	7/21/2014	29	7	11	30	0	0	7	0	23.333%
364 +	WOODBIDGE	8/1/2014	953	455	335	958	15	240	127	73	47.495%
1799 +	HAYMARKET	8/1/2014	132	59	47	134	1	26	8	24	44.030%
2001 +	ASHBURN	8/1/2014	62	35	22	63	2	11	10	12	55.556%
CDR: ROBERT YOWELL(247)			4293	1785	1517	4334	44	913	492	336	41.186%

NORTHERN REGION-- SEVENTEENTH DISTRICT-- (19 Posts)

Post	Location	Last Transmittal	Prior Year Mbrs	Curr Year Mbrs	8/6/2014 35% Target Goal	Curr Year Goal	New Mbrs	Ren Mbrs	Paid Up For Life	On-line	Per Cent of Goal
24 +	ALEXANDRIA	8/1/2014	742	323	261	747	12	136	80	95	43.240%
44	ARLINGTON	8/1/2014	96	20	34	98	0	0	15	5	20.408%
85 +	ARLINGTON	8/1/2014	199	124	71	202	6	94	18	6	61.386%
123 +	GREENSPRING	8/5/2014	56	37	20	57	3	22	11	1	64.912%
129	ALEXANDRIA	7/21/2014	39	4	14	40	0	0	3	1	10.000%
130 +	FALLS CHURCH	8/5/2014	184	87	65	187	0	54	25	8	46.524%
139	ARLINGTON	8/1/2014	557	69	196	561	0	0	43	26	12.299%
162 +	LORTON	8/5/2014	487	221	172	491	2	157	31	31	45.010%
176 +	SPRINGFIELD	8/5/2014	1389	518	488	1394	13	258	144	103	37.159%
177 +	FAIRFAX	8/6/2014	974	491	343	979	7	308	112	64	50.153%
180 +	VIENNA	8/5/2014	793	330	279	798	0	194	78	58	41.353%
184 +	HERNDON	8/6/2014	239	139	85	242	0	80	38	21	57.438%
194 +	ARLINGTON	7/30/2014	54	29	19	55	0	19	9	1	52.727%
225	FALLS CHURCH	8/1/2014	39	11	14	40	0	0	9	2	27.500%
270 +	McLEAN	8/6/2014	367	177	130	370	3	108	51	15	47.838%
1775	FORT BELVOIR	7/21/2014	76	17	27	78	0	0	14	3	21.795%
1976 +	ANNANDALE	8/5/2014	405	188	143	409	3	127	29	29	45.966%
1995 +	CENTREVILLE	8/5/2014	151	87	54	153	1	53	24	9	56.863%
CDR: C. CREDITT(129)			6847	2872	2415	6901	50	1610	734	478	41.617%

WESTERN REGION-- FIFTH DISTRICT-- (14 Posts)

Post	Location	Last Transmittal	Prior Year Mbrs	Curr Year Mbrs	8/6/2014 35% Target Goal	Curr Year Goal	New Mbrs	Ren Mbrs	Paid Up For Life	On-line	Per Cent of Goal
8 +	SOUTH BOSTON	8/6/2014	320	172	113	323	3	145	18	6	53.251%
32	FARMVILLE	7/21/2014	20	1	7	21	0	0	1	0	4.762%
40	BLACKSTONE	7/21/2014	4	3	6	16	0	0	3	0	18.750%
43 +	CHASE CITY	8/1/2014	131	49	47	133	0	40	6	3	36.842%
45 +	CLARKSVILLE	8/5/2014	62	34	22	63	0	25	4	5	53.968%
50 +	CREWE	8/6/2014	68	27	24	69	2	14	3	8	39.130%
65	LAWRENCEVILLE		14		6	16					
79	SOUTH HILL	8/1/2014	468	98	165	472	8	56	12	22	20.763%
94 *	ALBERTA	8/6/2014	10	11	6	16	2	8	1	0	68.750%
99 +	HALIFAX	8/5/2014	187	69	67	190	9	52	7	1	36.316%
102	VICTORIA		1		6	16					
147 +	KENBRIDGE	8/1/2014	42	22	15	43	0	8	11	3	51.163%
260	KEYSVILLE	8/1/2014	129	7	46	131	0	0	2	5	5.344%
342	VOLENS		27		10	28					
CDR: TOM HART(147)			1483	493	538	1537	24	348	68	53	32.075%

WESTERN REGION-- SIXTH DISTRICT-- (13 Posts)

Post	Location	Last Transmittal	Prior Year Mbrs	Curr Year Mbrs	8/6/2014 35% Target Goal	Curr Year Goal	New Mbrs	Ren Mbrs	Paid Up For Life	On-line	Per Cent of Goal
6 +	ROCKY MOUNT	8/5/2014	141	75	50	143	0	66	7	2	52.448%
11	BASSETT	8/1/2014	83	9	30	85	0	1	4	4	10.588%
29 +	DANVILLE	8/6/2014	211	77	75	214	1	67	5	4	35.981%
42 +	MARTINSVILLE	7/30/2014	101	57	36	103	2	45	10	0	55.340%
47 +	CHATHAM	8/5/2014	25	14	9	26	2	11	0	1	53.846%
78 +	MARTINSVILLE	8/6/2014	195	85	69	198	2	76	6	1	42.929%
96 +	CALLAWAY	8/5/2014	15	10	6	16	0	9	0	1	62.500%
105 +	STUART	8/1/2014	84	41	30	86	0	33	6	2	47.674%
111 +	ROCKY MOUNT	8/5/2014	39	25	14	40	0	12	12	1	62.500%
127 +	FLOYD	8/6/2014	85	53	30	87	1	41	11	0	60.920%
232 +	GRETNA	8/1/2014	75	44	27	76	1	38	3	2	57.895%
325 +	DANVILLE	7/30/2014	353	210	125	356	3	184	19	4	58.989%
1097 +	DANVILLE	8/5/2014	378	194	134	382	12	141	30	11	50.785%
CDR: ROB PHELPS(325)			1785	894	634	1812	24	724	113	33	49.338%

WESTERN REGION-- SEVENTH DISTRICT-- (9 Posts)

Post	Location	Last Transmittal	Prior Year Mbrs	Curr Year Mbrs	8/6/2014 35% Target Goal	Curr Year Goal	New Mbrs	Ren Mbrs	Paid Up For Life	On-line	Per Cent of Goal
7 +	PULASKI	8/5/2014	150	82	53	152	1	62	12	7	53.947%
9 +	WYTHEVILLE	8/5/2014	157	86	56	159	1	40	41	4	54.088%
18 +	MARION	8/5/2014	58	30	21	59	1	21	7	1	50.847%

WESTERN REGION-- SEVENTH DISTRICT-- (9 Posts)

Post	Location	Last Transmittal	Prior Year Mbrs	Curr Year Mbrs	8/6/2014 35% Target Goal	Curr Year Goal	New Mbrs	Ren Mbrs	Paid Up For Life	On-line	Per Cent of Goal
20	BLAND	8/1/2014	55	6	20	56	0	0	4	2	10.714%
58 +	DUBLIN	8/5/2014	43	31	15	44	1	24	1	5	70.455%
68 +	NARROWS	8/6/2014	127	75	45	129	1	51	23	0	58.140%
229 +	RURAL RETREAT	8/5/2014	154	95	55	156	0	53	35	7	60.897%
245 +	GALAX	8/5/2014	174	90	62	176	4	70	12	4	51.136%
311 +	PEMBROKE	7/30/2014	59	28	21	60	1	23	4	0	46.667%
CDR: ART TERRILL(68)			977	523	347	991	10	344	139	30	52.775%

WESTERN REGION-- EIGHTH DISTRICT-- (13 Posts)

Post	Location	Last Transmittal	Prior Year Mbrs	Curr Year Mbrs	8/6/2014 35% Target Goal	Curr Year Goal	New Mbrs	Ren Mbrs	Paid Up For Life	On-line	Per Cent of Goal
12 +	ABINGDON	8/5/2014	116	69	41	118	2	55	10	2	58.475%
14 +	POCAHONTAS	8/5/2014	97	59	35	99	0	51	6	2	59.596%
51	BRISTOL	7/17/2014	8	2	6	16	0	0	0	2	12.500%
122 +	BLUEFIELD	8/5/2014	33	13	12	34	0	10	3	0	38.235%
133 +	TAZEWELL	8/6/2014	116	56	41	118	0	44	10	2	47.458%
135	DAMASCUS	7/21/2014	42	2	15	43	0	0	2	0	4.651%
164 +	GRUNDY	8/1/2014	473	246	167	477	0	155	87	4	51.572%
185 +	JONESVILLE	8/6/2014	52	36	19	53	0	23	9	4	67.925%
208 +	LEBANON	7/30/2014	89	54	32	91	0	42	10	2	59.341%
227	CLINTWOOD	8/1/2014	27	6	10	28	0	0	4	2	21.429%
243 +	NORTON	8/6/2014	109	64	39	111	0	51	11	2	57.658%
265 +	GATE CITY	8/5/2014	108	56	39	110	1	51	1	3	50.909%
2000	HAYSI		1		6	16					
CDR: DENNIS GILBERT(208)			1271	663	460	1314	3	482	153	25	50.457%

WESTERN REGION-- NINTH DISTRICT-- (10 Posts)

Post	Location	Last Transmittal	Prior Year Mbrs	Curr Year Mbrs	8/6/2014 35% Target Goal	Curr Year Goal	New Mbrs	Ren Mbrs	Paid Up For Life	On-line	Per Cent of Goal
3 +	ROANOKE	8/5/2014	409	225	145	413	0	156	52	17	54.479%
4 +	COVINGTON	8/5/2014	75	47	27	76	0	37	7	3	61.842%
19	SALEM	7/21/2014	11	2	6	16	0	0	2	0	12.500%
30	RADFORD	8/1/2014	40	10	14	41	0	0	7	3	24.390%
59 +	CHRISTIANSBURG	8/5/2014	110	59	39	112	4	37	16	2	52.679%
80 +	VINTON	7/30/2014	104	66	37	106	0	51	13	2	62.264%
93	BUCHANAN	8/1/2014	63	11	22	64	0	0	7	4	17.188%
182 +	BLACKSBURG	8/5/2014	65	44	23	66	1	36	6	1	66.667%
240 +	TROUTVILLE	8/1/2014	28	23	10	29	2	8	12	1	79.310%
248 +	ROANOKE	8/5/2014	114	47	41	116	0	25	19	3	40.517%
CDR: GARLAND LINKOUS(59)			1019	534	364	1039	7	350	141	36	51.396%

WESTERN REGION-- TENTH DISTRICT-- (11 Posts)

Post	Location	Last Transmittal	Prior Year Mbrs	Curr Year Mbrs	8/6/2014 35% Target Goal	Curr Year Goal	New Mbrs	Ren Mbrs	Paid Up For Life	On-line	Per Cent of Goal
16 +	LYNCHBURG	8/1/2014	1066	411	375	1071	36	294	40	41	38.375%
17 +	LOVINGSTON	8/5/2014	47	30	17	48	1	22	5	2	62.500%
36	ALTAVISTA	7/21/2014	57	5	20	58	0	0	3	2	8.621%
52	BROOKNEAL	7/21/2014	47	1	17	48	0	0	1	0	2.083%
54 +	BEDFORD	8/6/2014	159	104	56	161	2	77	18	7	64.596%
62 +	SMITH MTN LAKE	8/5/2014	31	21	11	32	1	10	5	5	65.625%
104 +	APPOMATTOX	8/6/2014	202	113	72	205	0	91	18	4	55.122%
134 +	DILLWYN	8/6/2014	39	28	14	40	1	26	0	1	70.000%
217 +	BIG ISLAND	8/1/2014	26	10	9	27	0	8	1	1	37.037%
269 +	CUMBERLAND	7/30/2014	32	14	12	33	1	11	1	1	42.424%
274 +	MADISON HEIGHTS	7/30/2014	124	61	44	126	0	54	6	1	48.413%
CDR: CHARLES PAYNE II(62)			1830	798	647	1849	42	593	98	65	43.158%

*** POSTS EQUALING OR SURPASSING THEIR PRIOR YEAR MEMBERSHIP**

***** POSTS EQUALING OR SURPASSING THEIR CURRENT YEAR GOAL**

+ POSTS EQUALING OR SURPASSING THEIR TARGET GOAL