

# Dept of Virginia 2014-2015

13 Aug 2014

## Finishing First in the Membership Stakes

So much action around the track

Cardwell's Corral continues the charge around the track passing the next goal to 53.8%. The trainers at the 13<sup>th</sup> District edge by the 15<sup>th</sup> by a nose reaching 57.9% And in the jockeys battle, several Posts are within a hair of hitting 100% - I hope to see the corrals fill with the likes of 151 Emporia, 222 Elkton, 240 Troutville and 278 Plains District. Let's put the photo finish equipment on this month's race to a test and see which is first to enter.

Trainers are working hard getting 11 Districts right at or above 50% of goals. Congrats to the 12<sup>th</sup> on a best move 6 places with 14<sup>th</sup> right behind them moving up 5.

Just Ask is the key – talk to your neighbors and see who has not had an opportunity to join our great organization. Be prepared to answer questions on what we do locally, at the State and Nation vice just put a form in front of someone and say sign here.

It would be tremendous to hit the National Convention next week with Virginia leading the way.

Lewis Field,  
Department Track Announcer

North - AB Brown - 48.1%  
West - Robert Cardwell - 53.8%  
East - Al Steward - 46.1%

50%


55%

Trainers

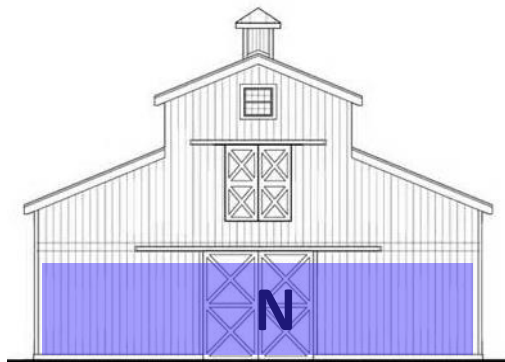
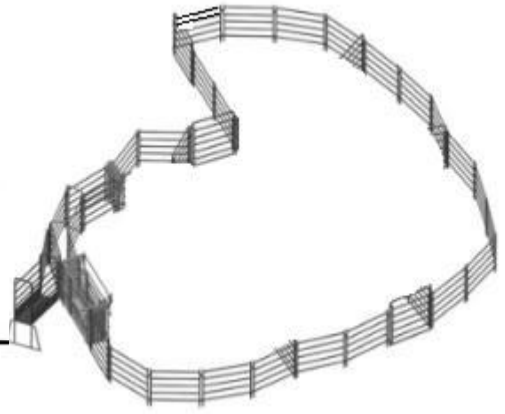
Stable Owners

100% Jockeys

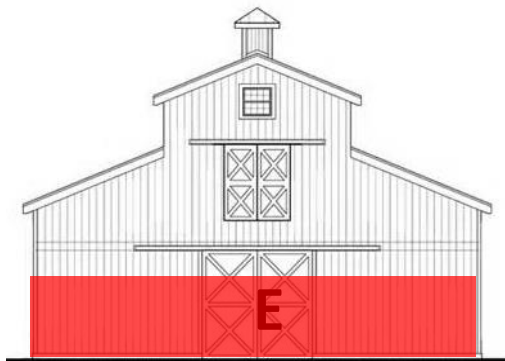
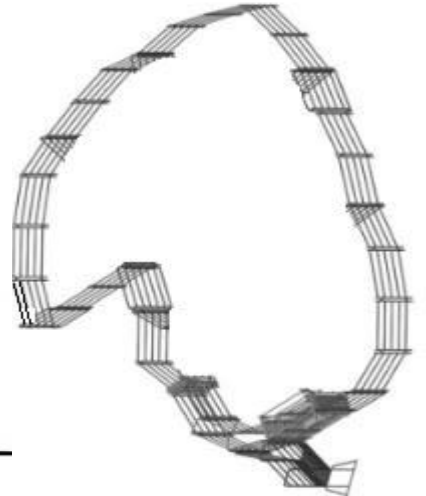
- 13
- 15
- 7
- 8
- 9
- 6
- 1
- 10
- 14
- 12
- 4
- 11
- 5
- 16
- 17
- 3
- 2



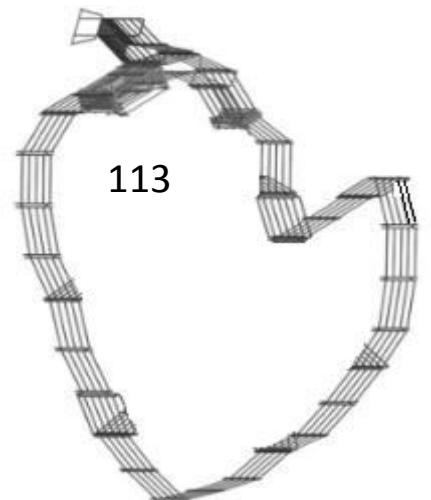
Cardwell's Corral



Brown's Bonanza



Steward's Stables



**THE AMERICAN LEGION**  
**DEPARTMENT OF VIRGINIA**  
**REGION AND DISTRICT STANDINGS**  
**AS OF 8/13/2014**

**Regional Standings**

<b>Region</b>	<b>Stand-ings</b>	<b>Prior Year Mbrs</b>	<b>Curr Year Mbrs</b>	<b>Curr Year Goal</b>	<b>New Mbrs</b>	<b>Ren Mbrs</b>	<b>Paid Up For Life</b>	<b>Online</b>	<b>Per Cent of Goal</b>
WESTERN	1	8365	4602	8542	132	3516	712	242	53.875%
NORTHERN	2	16286	7917	16453	186	4950	1768	1013	48.119%
EASTERN	3	12724	5940	12877	165	3997	1113	665	46.129%

**District Standings**

<b>District</b>		<b>Prior Year Mbrs</b>	<b>Curr Year Mbrs</b>	<b>Curr Year Goal</b>	<b>New Mbrs</b>	<b>Ren Mbrs</b>	<b>Paid Up For Life</b>	<b>Online</b>	<b>Per Cent of Goal</b>
THIRTEENTH	1	1927	1129	1950	53	729	251	96	57.897%
FIFTEENTH	2	2139	1242	2161	26	985	159	72	57.473%
SEVENTH	3	977	563	991	13	381	139	30	56.811%
EIGHTH	4	1271	746	1314	3	565	153	25	56.773%
NINTH	5	1019	575	1039	9	389	141	36	55.342%
SIXTH	6	1785	994	1812	25	823	113	33	54.857%
FIRST	7	663	355	649	18	242	62	33	54.700%
TENTH	8	1830	984	1849	55	766	98	65	53.218%
FOURTEENTH	9	1080	570	1107	6	401	132	31	51.491%
TWELFTH	10	1691	875	1721	21	578	160	116	50.843%
FOURTH	11	1642	823	1667	25	620	121	57	49.370%
ELEVENTH	12	3103	1516	3144	28	1026	299	163	48.219%
FIFTH	13	1483	740	1537	27	592	68	53	48.146%
SIXTEENTH	14	4293	1962	4334	49	1085	492	336	45.270%
SEVENTEENTH	15	6847	3014	6901	52	1750	734	478	43.675%
THIRD	16	2889	1222	2923	47	727	321	127	41.806%
SECOND	17	2736	1149	2773	26	804	150	169	41.435%
<b>TRADITIONAL:</b>		37375	18459	37872	483	12463	3593	1920	48.740%
<b>POST 141:</b>		7963	3113	9227	9	2082	417	605	33.738%
<b>CYBERPOST 1919:</b>		0	0	1	0	0	0		0.000%
<b>SUBTOTAL:</b>		45338	21572	47100	492	14545	4010	2525	45.800%
<b>NEW DMS:</b>			0	0					
<b>OVERALL TOTAL</b>			21572	47100					

**YEAR TO DATE TOTALS AND SUMMARY**

<b>CURRENT YEAR GOAL:</b>	47100
<b>MEMBERSHIP AS OF 8/13/2014 :</b>	21572
<b>REMAINDER TO MEET GOAL:</b>	25528

**EASTERN REGION-- FIRST DISTRICT-- (5 Posts)**

Post	Location	Last Transmittal	Prior Year Mbrs	Curr Year Mbrs	9/4/2014 50% Target Goal	Curr Year Goal	New Mbrs	Ren Mbrs	Paid Up For Life	On-line	Per Cent of Goal
56 +	NORTHAMPTON	8/12/2014	231	139	117	234	4	101	15	19	59.402%
100	PARKSLEY	8/5/2014	15	7	8	16	1	4	2	0	43.750%
101	ONANCOCK	7/21/2014	15	4	8	16	0	0	4	0	25.000%
159 +	CHINCOTEAGUE	8/12/2014	364	198	184	367	13	137	34	14	53.951%
400	EXMORE	7/21/2014	38	7	8	16	0	0	7	0	43.750%
<b>CDR: RALPH ORZO(56)</b>			663	355	325	649	18	242	62	33	54.700%

**EASTERN REGION-- SECOND DISTRICT-- (14 Posts)**

Post	Location	Last Transmittal	Prior Year Mbrs	Curr Year Mbrs	9/4/2014 50% Target Goal	Curr Year Goal	New Mbrs	Ren Mbrs	Paid Up For Life	On-line	Per Cent of Goal
5	NORFOLK	8/6/2014	190	51	97	193	6	37	3	5	26.425%
35	NORFOLK	8/5/2014	91	39	47	93	1	23	5	10	41.935%
37	PORTSMOUTH	8/6/2014	9	6	8	16	0	5	0	1	37.500%
60 +	NORFOLK	8/5/2014	47	36	24	48	2	26	3	5	75.000%
81 +	VIRGINIA BEACH	8/6/2014	13	10	8	16	0	8	2	0	62.500%
110	VIRGINIA BEACH	8/1/2014	342	148	173	345	3	86	36	23	42.899%
113 ***	PRINCESS ANNE	7/21/2014	49	52	25	50	3	43	4	2	104.000%
118 +	NORFOLK	8/5/2014	27	16	14	28	0	10	4	2	57.143%
190	PORTSMOUTH	8/1/2014	299	12	151	302	0	0	6	6	3.974%
204 +	NORFOLK	8/5/2014	53	34	27	54	0	30	1	3	62.963%
280	CHESAPEAKE	8/12/2014	431	195	218	435	5	127	20	43	44.828%
310 +	CHURCHLAND	8/5/2014	74	49	38	75	0	34	6	9	65.333%
327	NORFOLK	8/13/2014	1023	500	514	1028	6	375	59	60	48.638%
1992	VIRGINIA BEACH	7/21/2014	88	1	45	90	0	0	1	0	1.111%
<b>CDR: ROD. DRUMMOND(5)</b>			2736	1149	1387	2773	26	804	150	169	41.435%

**EASTERN REGION-- THIRD DISTRICT-- (17 Posts)**

Post	Location	Last Transmittal	Prior Year Mbrs	Curr Year Mbrs	9/4/2014 50% Target Goal	Curr Year Goal	New Mbrs	Ren Mbrs	Paid Up For Life	On-line	Per Cent of Goal
25	NEWPORT NEWS	8/12/2014	332	157	168	335	8	115	26	8	46.866%
31	HAMPTON	8/1/2014	85	18	44	87	0	0	14	4	20.690%
39 +	WILLIAMSBURG	8/12/2014	102	62	52	104	1	46	8	7	59.615%
48 +	HAMPTON	8/12/2014	114	68	58	116	1	25	34	8	58.621%
61	CHARLES CITY	8/12/2014	42	14	22	43	0	13	1	0	32.558%
67	HAMPTON	8/5/2014	164	66	83	166	2	33	24	7	39.759%
75	GLOUCESTER	8/5/2014	193	72	98	196	0	34	27	11	36.735%
83	MATHEWS	7/23/2014	183	76	93	186	1	49	16	10	40.860%
165 +	YORKTOWN	8/12/2014	22	15	12	23	0	8	6	1	65.217%
172	WEST POINT	7/30/2014	34	14	18	35	0	12	1	1	40.000%
255 +	NEWPORT NEWS	8/12/2014	97	55	50	99	2	44	3	6	55.556%

**EASTERN REGION-- THIRD DISTRICT-- (17 Posts)**

Post	Location	Last Transmittal	Prior Year Mbrs	Curr Year Mbrs	9/4/2014 50% Target Goal	Curr Year Goal	New Mbrs	Ren Mbrs	Paid Up For Life	On-line	Per Cent of Goal
273 +	POQUOSON	8/5/2014	122	74	62	124	1	38	28	7	59.677%
314 +	AYLETT	8/6/2014	23	18	12	24	2	1	15	0	75.000%
368	NEWPORT NEWS	8/1/2014	1218	432	612	1223	28	260	100	44	35.323%
1776 +	WILLIAMSBURG	8/12/2014	94	62	48	96	1	47	6	8	64.583%
1991	TABB	8/1/2014	27	7	14	28	0	0	3	4	25.000%
1997	HAMPTON	7/30/2014	37	12	19	38	0	2	9	1	31.579%
<b>CDR: FLOYD BROWN(31)</b>			2889	1222	1462	2923	47	727	321	127	41.806%

**EASTERN REGION-- FOURTH DISTRICT-- (14 Posts)**

Post	Location	Last Transmittal	Prior Year Mbrs	Curr Year Mbrs	9/4/2014 50% Target Goal	Curr Year Goal	New Mbrs	Ren Mbrs	Paid Up For Life	On-line	Per Cent of Goal
2	PETERSBURG	8/1/2014	408	139	206	412	4	88	25	22	33.738%
46	EMPORIA	8/5/2014	55	22	28	56	0	18	3	1	39.286%
49 +	SMITHFIELD	8/12/2014	182	94	93	185	0	68	19	7	50.811%
57	SUFFOLK	8/5/2014	101	48	52	103	2	39	4	3	46.602%
73 +	FRANKLIN	7/30/2014	119	69	61	121	1	55	11	2	57.025%
88	SUFFOLK	8/5/2014	72	33	37	73	0	26	4	3	45.205%
120	DISPUTANTA	8/1/2014	153	65	78	155	5	35	17	8	41.935%
146 +	HOPEWELL	8/12/2014	347	214	175	350	6	168	32	8	61.143%
149 +	DINWIDDIE	7/30/2014	26	15	14	27	0	13	1	1	55.556%
151 +	EMPORIA	7/16/2014	76	76	39	78	4	72	0	0	97.436%
160 +	SURRY	8/6/2014	35	23	18	36	0	20	2	1	63.889%
191	WAVERLY	8/5/2014	29	4	15	30	0	3	1	0	13.333%
264 +	JARRATT	8/1/2014	19	10	10	20	0	7	2	1	50.000%
276 +	BOYKINS	8/5/2014	20	11	11	21	3	8	0	0	52.381%
<b>CDR: JAMES ROVINSKI(120)</b>			1642	823	834	1667	25	620	121	57	49.370%

**EASTERN REGION-- ELEVENTH DISTRICT-- (20 Posts)**

Post	Location	Last Transmittal	Prior Year Mbrs	Curr Year Mbrs	9/4/2014 50% Target Goal	Curr Year Goal	New Mbrs	Ren Mbrs	Paid Up For Life	On-line	Per Cent of Goal
1	RICHMOND	8/6/2014	92	33	47	94	0	16	11	6	35.106%
38 +	RICHMOND	8/12/2014	22	14	12	23	0	13	1	0	60.870%
84	RICHMOND	7/21/2014	139	30	71	141	0	0	25	5	21.277%
87	AMELIA	7/21/2014	85	17	44	87	0	0	17	0	19.540%
91	CHESTERFIELD	7/21/2014	12	4	8	16	0	0	3	1	25.000%
108	RICHMOND	8/6/2014	43	17	22	44	0	13	3	1	38.636%
125	RICHMOND	8/12/2014	146	37	74	148	0	30	4	3	25.000%
136	ETTRICK	8/13/2014	30	15	16	31	0	15	0	0	48.387%
137 +	RICHMOND	8/6/2014	203	109	103	206	3	77	21	8	52.913%
144 +	HIGHLAND SPRINGS	8/5/2014	222	114	113	225	6	80	17	11	50.667%

**EASTERN REGION-- ELEVENTH DISTRICT-- (20 Posts)**

Post	Location	Last Transmittal	Prior Year Mbrs	Curr Year Mbrs	9/4/2014 50% Target Goal	Curr Year Goal	New Mbrs	Ren Mbrs	Paid Up For Life	On-line	Per Cent of Goal
186 +	MIDLOTHIAN	8/13/2014	352	214	178	355	5	158	24	27	60.282%
189 +	RICHMOND	7/30/2014	31	19	16	32	3	7	9	0	59.375%
201	POWHATAN	8/1/2014	101	25	52	103	0	0	16	9	24.272%
210	RICHMOND	7/21/2014	29	2	15	30	0	0	1	1	6.667%
233	RICHMOND	7/21/2014	57	17	29	58	1	8	5	3	29.310%
242 +	SANDSTON	8/12/2014	93	49	48	95	0	38	10	1	51.579%
244 +	GLEN ALLEN	8/12/2014	143	87	73	145	1	70	8	8	60.000%
284 +	COLONIAL HEIGHTS	8/13/2014	1123	673	564	1128	9	476	118	70	59.663%
354	RICHMOND	8/1/2014	126	7	64	128	0	0	2	5	5.469%
361 +	RICHMOND	8/5/2014	54	33	28	55	0	25	4	4	60.000%
<b>CDR: CHUCK TALLEY(144)</b>			3103	1516	1572	3144	28	1026	299	163	48.219%

**EASTERN REGION-- TWELFTH DISTRICT-- (13 Posts)**

Post	Location	Last Transmittal	Prior Year Mbrs	Curr Year Mbrs	9/4/2014 50% Target Goal	Curr Year Goal	New Mbrs	Ren Mbrs	Paid Up For Life	On-line	Per Cent of Goal
55 +	FREDERICKSBURG	8/12/2014	161	90	82	163	2	63	16	9	55.215%
64 +	TAPPAHANNOCK	8/5/2014	57	33	29	58	0	27	3	3	56.897%
82	SALUDA	7/21/2014	29	9	15	30	0	0	7	2	30.000%
86 +	KILMARNOCK	8/12/2014	122	73	62	124	2	48	13	10	58.871%
89	KING GEORGE	8/6/2014	212	105	108	215	2	58	27	18	48.837%
117	REEDVILLE	8/12/2014	198	100	101	201	0	85	12	3	49.751%
148 +	COLONIAL BEACH	8/12/2014	243	127	123	246	6	92	14	15	51.626%
221 +	CAROLINE COUNTY	8/12/2014	60	33	31	61	1	19	8	5	54.098%
241	STORMONT	7/17/2014	9	1	8	16	0	0	0	1	6.250%
252 +	MONTROSS	8/5/2014	62	41	32	63	0	23	9	9	65.079%
320 +	SPOTSYLVANIA	8/12/2014	464	248	234	468	7	153	49	39	52.991%
329	DAHLGREN		43		22	44					
401	WARSAW	8/12/2014	31	15	16	32	1	10	2	2	46.875%
<b>CDR: RON CURLINGS(221)</b>			1691	875	861	1721	21	578	160	116	50.843%

**NORTHERN REGION-- THIRTEENTH DISTRICT-- (10 Posts)**

Post	Location	Last Transmittal	Prior Year Mbrs	Curr Year Mbrs	9/4/2014 50% Target Goal	Curr Year Goal	New Mbrs	Ren Mbrs	Paid Up For Life	On-line	Per Cent of Goal
74 +	CHARLOTTESVILLE	8/12/2014	722	478	364	727	22	293	132	31	65.750%
90 +	BEAVERDAM	8/6/2014	35	19	18	36	0	12	4	3	52.778%
116 +	LOUISA	8/1/2014	91	48	47	93	3	28	11	6	51.613%
128 +	STANARDSVILLE	8/13/2014	87	51	45	89	4	43	2	2	57.303%
156 +	ORANGE	8/12/2014	207	124	105	210	3	97	17	7	59.048%
157	MADISON	8/1/2014	139	63	71	141	5	29	20	9	44.681%
175 +	MECHANICSVILLE	8/13/2014	314	163	159	317	2	118	22	21	51.420%

**NORTHERN REGION-- THIRTEENTH DISTRICT-- (10 Posts)**

Post	Location	Last Transmittal	Prior Year Mbrs	Curr Year Mbrs	9/4/2014 50% Target Goal	Curr Year Goal	New Mbrs	Ren Mbrs	Paid Up For Life	On-line	Per Cent of Goal
206	ASHLAND	7/23/2014	43	18	22	44	1	13	3	1	40.909%
215 +	GOOCHLAND	8/6/2014	138	70	70	140	5	39	21	5	50.000%
2003 +	FLUVANNA COUNTY	8/6/2014	151	95	77	153	8	57	19	11	62.092%
<b>CDR: JOE DUDLEY(2003)</b>			1927	1129	975	1950	53	729	251	96	57.897%

**NORTHERN REGION-- FOURTEENTH DISTRICT-- (11 Posts)**

Post	Location	Last Transmittal	Prior Year Mbrs	Curr Year Mbrs	9/4/2014 50% Target Goal	Curr Year Goal	New Mbrs	Ren Mbrs	Paid Up For Life	On-line	Per Cent of Goal
13	STAUNTON	7/21/2014	181	22	92	184	0	0	18	4	11.957%
27 +	DAYTON	8/12/2014	249	173	126	252	2	128	33	10	68.651%
76 +	HARRISONBURG	8/12/2014	47	24	24	48	0	19	5	0	50.000%
92 +	BATH COUNTY	8/12/2014	19	13	10	20	0	10	3	0	65.000%
126 +	BUENA VISTA	8/12/2014	99	66	51	101	0	55	9	2	65.347%
155	HIGHLAND	7/21/2014	8	1	8	16	0	0	1	0	6.250%
188	HARRISONBURG	8/12/2014	227	90	115	230	0	73	12	5	39.130%
222 +	ELKTON	8/5/2014	19	16	10	20	0	16	0	0	80.000%
278 +	PLAINS DISTRICT	8/5/2014	21	18	11	22	1	6	11	0	81.818%
291	LEXINGTON	7/30/2014	21	10	11	22	0	9	0	1	45.455%
340 +	EAST AUGUSTA COU	8/12/2014	189	137	96	192	3	85	40	9	71.354%
<b>CDR: EDDIE HUMES(188)</b>			1080	570	554	1107	6	401	132	31	51.491%

**NORTHERN REGION-- FIFTEENTH DISTRICT-- (7 Posts)**

Post	Location	Last Transmittal	Prior Year Mbrs	Curr Year Mbrs	9/4/2014 50% Target Goal	Curr Year Goal	New Mbrs	Ren Mbrs	Paid Up For Life	On-line	Per Cent of Goal
21	WINCHESTER	8/12/2014	501	247	253	505	5	199	30	13	48.911%
22 +	LURAY	8/13/2014	77	45	40	79	2	27	15	1	56.962%
41 +	BERRYVILLE	8/12/2014	175	135	89	177	1	114	8	12	76.271%
53 +	FRONT ROYAL	8/5/2014	406	211	205	410	5	156	40	10	51.463%
77 +	STRASBURG	8/12/2014	310	200	157	313	11	160	18	11	63.898%
166 +	NEW MARKET	8/5/2014	178	106	91	181	1	77	24	4	58.564%
199 +	WOODSTOCK	8/6/2014	492	298	248	496	1	252	24	21	60.081%
<b>CDR: F. HILLYARD(77)</b>			2139	1242	1081	2161	26	985	159	72	57.473%

**NORTHERN REGION-- SIXTEENTH DISTRICT-- (16 Posts)**

Post	Location	Last Transmittal	Prior Year Mbrs	Curr Year Mbrs	9/4/2014 50% Target Goal	Curr Year Goal	New Mbrs	Ren Mbrs	Paid Up For Life	On-line	Per Cent of Goal
10 +	MANASSAS	8/12/2014	786	415	396	791	11	249	82	73	52.465%
28 +	DUMFRIES	8/13/2014	347	193	175	350	6	130	38	19	55.143%
34	LEESBURG	8/5/2014	87	36	45	89	0	16	16	4	40.449%

**NORTHERN REGION-- SIXTEENTH DISTRICT-- (16 Posts)**

Post	Location	Last Transmittal	Prior Year Mbrs	Curr Year Mbrs	9/4/2014 50% Target Goal	Curr Year Goal	New Mbrs	Ren Mbrs	Paid Up For Life	On-line	Per Cent of Goal
72	WARRENTON	8/1/2014	485	144	245	489	3	61	46	34	29.448%
114	MANASSAS	8/12/2014	77	29	40	79	0	15	11	3	36.709%
150	STERLING PARK	8/1/2014	106	26	54	108	0	0	12	14	24.074%
158	MANASSAS	7/23/2014	35	16	18	36	0	7	7	2	44.444%
247 +	REMINGTON	8/6/2014	57	43	29	58	1	22	15	5	74.138%
290	STAFFORD	8/1/2014	654	261	330	659	5	142	69	45	39.605%
293	PURCELLVILLE	8/12/2014	234	106	119	237	1	76	16	13	44.726%
295	MIDDLEBURG	7/21/2014	32	3	17	33	0	0	1	2	9.091%
330 +	CULPEPER	8/6/2014	217	126	110	220	4	82	27	13	57.273%
360	WARRENTON	8/12/2014	29	12	15	30	0	5	7	0	40.000%
364	WOODBIDGE	8/1/2014	953	455	479	958	15	240	127	73	47.495%
1799	HAYMARKET	8/1/2014	132	59	67	134	1	26	8	24	44.030%
2001 +	ASHBURN	8/12/2014	62	38	32	63	2	14	10	12	60.317%
<b>CDR: ROBERT YOWELL(247)</b>			4293	1962	2167	4334	49	1085	492	336	45.270%

**NORTHERN REGION-- SEVENTEENTH DISTRICT-- (18 Posts)**

Post	Location	Last Transmittal	Prior Year Mbrs	Curr Year Mbrs	9/4/2014 50% Target Goal	Curr Year Goal	New Mbrs	Ren Mbrs	Paid Up For Life	On-line	Per Cent of Goal
24	ALEXANDRIA	8/1/2014	742	323	374	747	12	136	80	95	43.240%
44	ARLINGTON	8/12/2014	96	42	49	98	0	22	15	5	42.857%
85 +	ARLINGTON	8/1/2014	199	124	101	202	6	94	18	6	61.386%
123 +	GREENSPRING	8/12/2014	56	39	29	57	3	24	11	1	68.421%
129	ALEXANDRIA	7/21/2014	39	4	20	40	0	0	3	1	10.000%
130	FALLS CHURCH	8/5/2014	184	87	94	187	0	54	25	8	46.524%
139	ARLINGTON	8/1/2014	557	69	281	561	0	0	43	26	12.299%
162	LORTON	8/5/2014	487	221	246	491	2	157	31	31	45.010%
176	SPRINGFIELD	8/12/2014	1389	598	697	1394	15	336	144	103	42.898%
177 +	FAIRFAX	8/6/2014	974	491	490	979	7	308	112	64	50.153%
180	VIENNA	8/5/2014	793	330	399	798	0	194	78	58	41.353%
184 +	HERNDON	8/13/2014	239	156	121	242	0	97	38	21	64.463%
194 +	ARLINGTON	8/12/2014	54	34	28	55	0	24	9	1	61.818%
225	FALLS CHURCH	8/1/2014	39	11	20	40	0	0	9	2	27.500%
270 +	McLEAN	8/13/2014	367	187	185	370	3	118	51	15	50.541%
1775	FORT BELVOIR	7/21/2014	76	17	39	78	0	0	14	3	21.795%
1976	ANNANDALE	8/5/2014	405	188	205	409	3	127	29	29	45.966%
1995 +	CENTREVILLE	8/12/2014	151	93	77	153	1	59	24	9	60.784%
<b>CDR: C. CREDITT(129)</b>			6847	3014	3451	6901	52	1750	734	478	43.675%



**WESTERN REGION-- FIFTH DISTRICT-- (14 Posts)**

Post	Location	Last Transmittal	Prior Year Mbrs	Curr Year Mbrs	9/4/2014 50% Target Goal	Curr Year Goal	New Mbrs	Ren Mbrs	Paid Up For Life	On-line	Per Cent of Goal
8 +	SOUTH BOSTON	8/6/2014	320	172	162	323	3	145	18	6	53.251%
32	FARMVILLE	7/21/2014	20	1	11	21	0	0	1	0	4.762%
40	BLACKSTONE	7/21/2014	4	3	8	16	0	0	3	0	18.750%
43 +	CHASE CITY	8/13/2014	131	78	67	133	0	69	6	3	58.647%
45 +	CLARKSVILLE	8/5/2014	62	34	32	63	0	25	4	5	53.968%
50	CREWE	8/6/2014	68	27	35	69	2	14	3	8	39.130%
65	LAWRENCEVILLE		14		8	16					
79 +	SOUTH HILL	8/12/2014	468	285	236	472	9	242	12	22	60.381%
94 *	ALBERTA	8/6/2014	10	11	8	16	2	8	1	0	68.750%
99	HALIFAX	8/12/2014	187	85	95	190	11	66	7	1	44.737%
102	VICTORIA		1		8	16					
147 +	KENBRIDGE	8/1/2014	42	22	22	43	0	8	11	3	51.163%
260	KEYSVILLE	8/1/2014	129	7	66	131	0	0	2	5	5.344%
342 +	VOLENS	8/12/2014	27	15	14	28	0	15	0	0	53.571%
<b>CDR: TOM HART(147)</b>			1483	740	769	1537	27	592	68	53	48.146%

**WESTERN REGION-- SIXTH DISTRICT-- (13 Posts)**

Post	Location	Last Transmittal	Prior Year Mbrs	Curr Year Mbrs	9/4/2014 50% Target Goal	Curr Year Goal	New Mbrs	Ren Mbrs	Paid Up For Life	On-line	Per Cent of Goal
6 +	ROCKY MOUNT	8/13/2014	141	89	72	143	0	80	7	2	62.238%
11	BASSETT	8/13/2014	83	14	43	85	0	6	4	4	16.471%
29	DANVILLE	8/12/2014	211	85	107	214	1	75	5	4	39.720%
42 +	MARTINSVILLE	8/12/2014	101	68	52	103	2	56	10	0	66.019%
47 +	CHATHAM	8/5/2014	25	14	13	26	2	11	0	1	53.846%
78	MARTINSVILLE	8/13/2014	195	93	99	198	2	84	6	1	46.970%
96 +	CALLAWAY	8/5/2014	15	10	8	16	0	9	0	1	62.500%
105 +	STUART	8/12/2014	84	49	43	86	0	41	6	2	56.977%
111 +	ROCKY MOUNT	8/12/2014	39	28	20	40	0	15	12	1	70.000%
127 +	FLOYD	8/6/2014	85	53	44	87	1	41	11	0	60.920%
232 +	GRETNA	8/12/2014	75	51	38	76	1	45	3	2	67.105%
325 +	DANVILLE	8/12/2014	353	227	178	356	3	201	19	4	63.764%
1097 +	DANVILLE	8/12/2014	378	213	191	382	13	159	30	11	55.759%
<b>CDR: ROB PHELPS(325)</b>			1785	994	906	1812	25	823	113	33	54.857%

**WESTERN REGION-- SEVENTH DISTRICT-- (9 Posts)**

Post	Location	Last Transmittal	Prior Year Mbrs	Curr Year Mbrs	9/4/2014 50% Target Goal	Curr Year Goal	New Mbrs	Ren Mbrs	Paid Up For Life	On-line	Per Cent of Goal
7 +	PULASKI	8/12/2014	150	91	76	152	2	70	12	7	59.868%
9 +	WYTHEVILLE	8/5/2014	157	86	80	159	1	40	41	4	54.088%
18 +	MARION	8/5/2014	58	30	30	59	1	21	7	1	50.847%

**WESTERN REGION-- SEVENTH DISTRICT-- (9 Posts)**

Post	Location	Last Transmittal	Prior Year Mbrs	Curr Year Mbrs	9/4/2014 50% Target Goal	Curr Year Goal	New Mbrs	Ren Mbrs	Paid Up For Life	On-line	Per Cent of Goal
20	BLAND	8/1/2014	55	6	28	56	0	0	4	2	10.714%
58 +	DUBLIN	8/5/2014	43	31	22	44	1	24	1	5	70.455%
68 +	NARROWS	8/6/2014	127	75	65	129	1	51	23	0	58.140%
229 +	RURAL RETREAT	8/12/2014	154	103	78	156	0	61	35	7	66.026%
245 +	GALAX	8/12/2014	174	104	88	176	5	83	12	4	59.091%
311 +	PEMBROKE	8/13/2014	59	37	30	60	2	31	4	0	61.667%
<b>CDR: ART TERRILL(68)</b>			977	563	496	991	13	381	139	30	56.811%

**WESTERN REGION-- EIGHTH DISTRICT-- (13 Posts)**

Post	Location	Last Transmittal	Prior Year Mbrs	Curr Year Mbrs	9/4/2014 50% Target Goal	Curr Year Goal	New Mbrs	Ren Mbrs	Paid Up For Life	On-line	Per Cent of Goal
12 +	ABINGDON	8/12/2014	116	75	59	118	2	61	10	2	63.559%
14 +	POCAHONTAS	8/12/2014	97	66	50	99	0	58	6	2	66.667%
51	BRISTOL	7/17/2014	8	2	8	16	0	0	0	2	12.500%
122	BLUEFIELD	8/13/2014	33	15	17	34	0	12	3	0	44.118%
133	TAZEWELL	8/6/2014	116	56	59	118	0	44	10	2	47.458%
135	DAMASCUS	7/21/2014	42	2	22	43	0	0	2	0	4.651%
164 +	GRUNDY	8/13/2014	473	307	239	477	0	216	87	4	64.361%
185 +	JONESVILLE	8/12/2014	52	39	27	53	0	26	9	4	73.585%
208 +	LEBANON	8/12/2014	89	58	46	91	0	46	10	2	63.736%
227	CLINTWOOD	8/1/2014	27	6	14	28	0	0	4	2	21.429%
243 +	NORTON	8/6/2014	109	64	56	111	0	51	11	2	57.658%
265 +	GATE CITY	8/5/2014	108	56	55	110	1	51	1	3	50.909%
2000	HAYSI		1		8	16					
<b>CDR: DENNIS GILBERT(208)</b>			1271	746	657	1314	3	565	153	25	56.773%

**WESTERN REGION-- NINTH DISTRICT-- (10 Posts)**

Post	Location	Last Transmittal	Prior Year Mbrs	Curr Year Mbrs	9/4/2014 50% Target Goal	Curr Year Goal	New Mbrs	Ren Mbrs	Paid Up For Life	On-line	Per Cent of Goal
3 +	ROANOKE	8/5/2014	409	225	207	413	0	156	52	17	54.479%
4 +	COVINGTON	8/12/2014	75	51	38	76	0	41	7	3	67.105%
19	SALEM	7/21/2014	11	2	8	16	0	0	2	0	12.500%
30 +	RADFORD	8/12/2014	40	28	21	41	2	16	7	3	68.293%
59 +	CHRISTIANSBURG	8/12/2014	110	68	56	112	4	46	16	2	60.714%
80 +	VINTON	8/12/2014	104	74	53	106	0	59	13	2	69.811%
93	BUCHANAN	8/1/2014	63	11	32	64	0	0	7	4	17.188%
182 +	BLACKSBURG	8/5/2014	65	44	33	66	1	36	6	1	66.667%
240 +	TROUTVILLE	8/13/2014	28	25	15	29	2	10	12	1	86.207%
248	ROANOKE	8/5/2014	114	47	58	116	0	25	19	3	40.517%
<b>CDR: GARLAND LINKOUS(59)</b>			1019	575	520	1039	9	389	141	36	55.342%

**WESTERN REGION-- TENTH DISTRICT-- (11 Posts)**

Post	Location	Last Transmittal	Prior Year Mbrs	Curr Year Mbrs	9/4/2014 50% Target Goal	Curr Year Goal	New Mbrs	Ren Mbrs	Paid Up For Life	On-line	Per Cent of Goal
16 +	LYNCHBURG	8/12/2014	1066	566	536	1071	47	438	40	41	52.848%
17 +	LOVINGSTON	8/12/2014	47	34	24	48	2	25	5	2	70.833%
36	ALTAVISTA	8/12/2014	57	27	29	58	1	21	3	2	46.552%
52	BROOKNEAL	7/21/2014	47	1	24	48	0	0	1	0	2.083%
54 +	BEDFORD	8/12/2014	159	108	81	161	2	81	18	7	67.081%
62 +	SMITH MTN LAKE	8/12/2014	31	22	16	32	1	11	5	5	68.750%
104 +	APPOMATTOX	8/6/2014	202	113	103	205	0	91	18	4	55.122%
134 +	DILLWYN	8/6/2014	39	28	20	40	1	26	0	1	70.000%
217	BIG ISLAND	8/1/2014	26	10	14	27	0	8	1	1	37.037%
269	CUMBERLAND	7/30/2014	32	14	17	33	1	11	1	1	42.424%
274	MADISON HEIGHTS	7/30/2014	124	61	63	126	0	54	6	1	48.413%
<b>CDR: CHARLES PAYNE II(62)</b>			1830	984	925	1849	55	766	98	65	53.218%

**\* POSTS EQUALING OR SURPASSING THEIR PRIOR YEAR MEMBERSHIP**

**\*\*\* POSTS EQUALING OR SURPASSING THEIR CURRENT YEAR GOAL**

**+ POSTS EQUALING OR SURPASSING THEIR TARGET GOAL**