

Dept of Virginia 2014-2015

10 Sep 2014

Finishing First in the Membership Stakes

Cardwell's Corral leads the pack at 62%. Cdr Linkous and the 9th continue show the way but there has been some light mixing in the pack behind with Cdr Terrill's 7th leaping up 3 to second.

Still have many jockeys right at the verge of hitting 100% - let's see if we can't nudge ourselves to get those final couple turned in over the next report.

Now I do have to apologize for the announcer hyperventilating on seeing all the activity on the last report.

In my zeal I stated that the No Goose Egg competition ended last report. However, it runs through 24 Sep so those posts that have not turned in a renewal or new member have a chance to get back into the race over the next two weeks.

Keep focused on promoting American Legion programs and the membership will follow. Make sure there is contact with other Legion family groups to see how we can work with each other to raise all elements.

Lewis Field,
Department Track Announcer

65%

North - AB Brown - 60.3%

West - Robert Cardwell - 62.3%

East - Al Steward - 57.2%

Trainers

Stable Owners

100% Jockeys

9

7

15

13

14

8

10

6

16

11

12

1

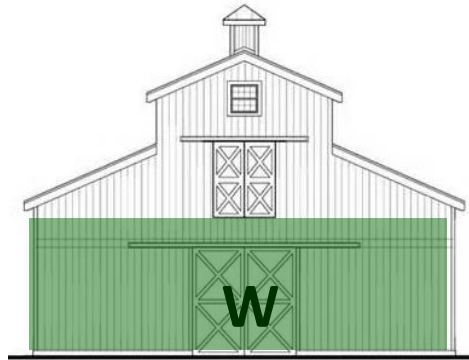
4

5


17

3

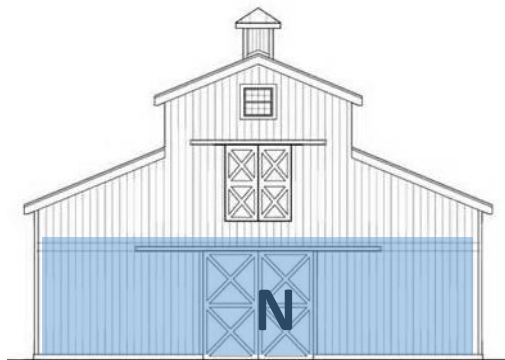
2




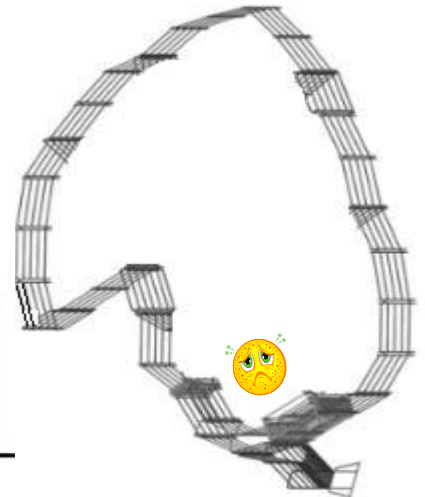
Cardwell's Corral



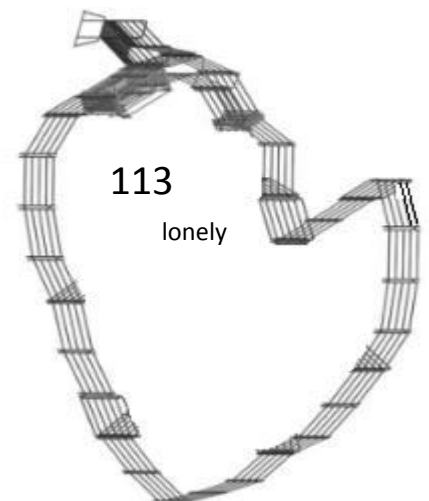
Nice to have three full corrals by Christmas



Brown's Bonanza



Steward's Stables



THE AMERICAN LEGION
DEPARTMENT OF VIRGINIA
REGION AND DISTRICT STANDINGS
AS OF 9/10/2014

Regional Standings

Region	Stand-ings	Prior Year Mbrs	Curr Year Mbrs	Curr Year Goal	New Mbrs	Ren Mbrs	Paid Up For Life	Online	Per Cent of Goal
WESTERN	1	8365	5319	8542	161	4122	709	327	62.269%
NORTHERN	2	16286	9929	16453	317	6496	1772	1344	60.348%
EASTERN	3	12724	7368	12877	225	5116	1125	902	57.218%

District Standings

District		Prior Year Mbrs	Curr Year Mbrs	Curr Year Goal	New Mbrs	Ren Mbrs	Paid Up For Life	Online	Per Cent of Goal
NINTH	1	1019	701	1039	12	504	139	46	67.469%
SEVENTH	2	977	665	991	19	472	140	34	67.104%
FIFTEENTH	3	2139	1447	2161	34	1147	161	105	66.960%
THIRTEENTH	4	1927	1304	1950	83	836	252	133	66.872%
FOURTEENTH	5	1080	733	1107	13	544	134	42	66.215%
EIGHTH	6	1271	822	1314	7	631	151	33	62.557%
TENTH	7	1830	1140	1849	62	890	97	91	61.655%
SIXTH	8	1785	1111	1812	29	912	114	56	61.313%
SIXTEENTH	9	4293	2641	4334	79	1631	489	442	60.937%
ELEVENTH	10	3103	1893	3144	44	1332	301	216	60.210%
TWELFTH	11	1691	1029	1721	24	698	158	149	59.791%
FIRST	12	663	386	649	19	261	63	43	59.476%
FOURTH	13	1642	973	1667	32	745	120	76	58.368%
FIFTH	14	1483	880	1537	32	713	68	67	57.254%
SEVENTEENTH	15	6847	3804	6901	108	2338	736	622	55.122%
THIRD	16	2889	1593	2923	57	1030	326	180	54.499%
SECOND	17	2736	1494	2773	49	1050	157	238	53.877%
TRADITIONAL:		37375	22616	37872	703	15734	3606	2573	59.717%
POST 141:		7963	4946	9227	21	3692	419	814	53.604%
CYBERPOST 1919:		0	0	1	0	0	0		0.000%
SUBTOTAL:		45338	27562	47100	724	19426	4025	3387	58.518%
NEW DMS:			0	0					
OVERALL TOTAL			27562	47100					

YEAR TO DATE TOTALS AND SUMMARY

CURRENT YEAR GOAL:	47100
MEMBERSHIP AS OF 9/10/2014 :	27562
REMAINDER TO MEET GOAL:	19538

EASTERN REGION-- FIRST DISTRICT-- (5 Posts)

Post	Location	Last Transmittal	Prior Year Mbrs	Curr Year Mbrs	10/1/2014 55% Target Goal	Curr Year Goal	New Mbrs	Ren Mbrs	Paid Up For Life	On-line	Per Cent of Goal
56 +	NORTHAMPTON	9/2/2014	231	144	129	234	4	101	15	24	61.538%
100	PARKSLEY	8/5/2014	15	7	9	16	1	4	2	0	43.750%
101	ONANCOCK	7/21/2014	15	4	9	16	0	0	4	0	25.000%
159 +	CHINCOTEAGUE	9/9/2014	364	224	202	367	14	156	35	19	61.035%
400	EXMORE	7/21/2014	38	7	9	16	0	0	7	0	43.750%
CDR: RALPH ORZO(56)			663	386	357	649	19	261	63	43	59.476%

EASTERN REGION-- SECOND DISTRICT-- (14 Posts)

Post	Location	Last Transmittal	Prior Year Mbrs	Curr Year Mbrs	10/1/2014 55% Target Goal	Curr Year Goal	New Mbrs	Ren Mbrs	Paid Up For Life	On-line	Per Cent of Goal
5 +	NORFOLK	9/9/2014	190	110	106	193	7	90	3	10	56.995%
35 +	NORFOLK	9/3/2014	91	54	51	93	1	35	5	13	58.065%
37	PORTSMOUTH	8/6/2014	9	6	9	16	0	5	0	1	37.500%
60 +	NORFOLK	9/10/2014	47	42	26	48	6	26	3	7	87.500%
81 +	VIRGINIA BEACH	9/3/2014	13	11	9	16	0	9	2	0	68.750%
110 +	VIRGINIA BEACH	9/10/2014	342	219	190	345	3	142	38	36	63.478%
113 ***	PRINCESS ANNE	9/9/2014	49	52	28	50	3	43	4	2	104.000%
118 +	NORFOLK	9/3/2014	27	17	15	28	0	11	4	2	60.714%
190	PORTSMOUTH	9/9/2014	299	75	166	302	1	56	6	12	24.834%
204 +	NORFOLK	9/3/2014	53	37	30	54	0	33	1	3	68.519%
280 +	CHESAPEAKE	9/3/2014	431	248	239	435	9	159	22	58	57.011%
310 +	CHURCHLAND	9/10/2014	74	61	41	75	0	42	6	13	81.333%
327	NORFOLK	9/3/2014	1023	553	565	1028	18	392	62	81	53.794%
1992	VIRGINIA BEACH	9/9/2014	88	9	50	90	1	7	1	0	10.000%
CDR: ROD. DRUMMOND(5)			2736	1494	1525	2773	49	1050	157	238	53.877%

EASTERN REGION-- THIRD DISTRICT-- (17 Posts)

Post	Location	Last Transmittal	Prior Year Mbrs	Curr Year Mbrs	10/1/2014 55% Target Goal	Curr Year Goal	New Mbrs	Ren Mbrs	Paid Up For Life	On-line	Per Cent of Goal
25 +	NEWPORT NEWS	9/10/2014	332	188	184	335	8	139	26	15	56.119%
31 +	HAMPTON	9/3/2014	85	49	48	87	1	29	14	5	56.322%
39 +	WILLIAMSBURG	9/9/2014	102	70	57	104	1	50	8	11	67.308%
48 +	HAMPTON	9/9/2014	114	72	64	116	1	29	34	8	62.069%
61	CHARLES CITY	9/10/2014	42	20	24	43	0	19	1	0	46.512%
67	HAMPTON	9/3/2014	164	84	91	166	3	50	23	8	50.602%
75	GLOUCESTER	8/29/2014	193	90	108	196	0	47	29	14	45.918%
83 +	MATHEWS	9/9/2014	183	104	102	186	1	76	15	12	55.914%
165 +	YORKTOWN	8/12/2014	22	15	13	23	0	8	6	1	65.217%
172 +	WEST POINT	9/9/2014	34	19	19	35	0	16	1	2	54.286%
255 +	NEWPORT NEWS	9/9/2014	97	60	54	99	2	46	3	9	60.606%

EASTERN REGION-- THIRD DISTRICT-- (17 Posts)

Post	Location	Last Transmittal	Prior Year Mbrs	Curr Year Mbrs	10/1/2014 55% Target Goal	Curr Year Goal	New Mbrs	Ren Mbrs	Paid Up For Life	On-line	Per Cent of Goal
273 +	POQUOSON	9/9/2014	122	82	68	124	1	43	29	9	66.129%
314 +	AYLETT	8/20/2014	23	20	13	24	4	1	15	0	83.333%
368	NEWPORT NEWS	9/3/2014	1218	622	673	1223	34	416	104	68	50.859%
1776 +	WILLIAMSBURG	9/10/2014	94	74	53	96	1	54	6	13	77.083%
1991	TABB	8/1/2014	27	7	15	28	0	0	3	4	25.000%
1997	HAMPTON	8/20/2014	37	17	21	38	0	7	9	1	44.737%
CDR: FLOYD BROWN(31)			2889	1593	1608	2923	57	1030	326	180	54.499%

EASTERN REGION-- FOURTH DISTRICT-- (14 Posts)

Post	Location	Last Transmittal	Prior Year Mbrs	Curr Year Mbrs	10/1/2014 55% Target Goal	Curr Year Goal	New Mbrs	Ren Mbrs	Paid Up For Life	On-line	Per Cent of Goal
2	PETERSBURG	9/9/2014	408	166	227	412	5	110	24	27	40.291%
46	EMPORIA	9/9/2014	55	26	31	56	0	22	3	1	46.429%
49 +	SMITHFIELD	9/10/2014	182	104	102	185	1	73	19	11	56.216%
57 +	SUFFOLK	9/3/2014	101	59	57	103	2	50	4	3	57.282%
73 +	FRANKLIN	9/3/2014	119	77	67	121	1	63	11	2	63.636%
88 +	SUFFOLK	9/9/2014	72	47	40	73	3	37	4	3	64.384%
120 +	DISPUTANTA	9/3/2014	153	85	85	155	5	50	17	13	54.839%
146 +	HOPEWELL	9/9/2014	347	245	193	350	6	195	32	12	70.000%
149 +	DINWIDDIE	9/3/2014	26	23	15	27	0	21	1	1	85.185%
151 +	EMPORIA	7/16/2014	76	76	43	78	4	72	0	0	97.436%
160 +	SURRY	9/9/2014	35	27	20	36	1	22	2	2	75.000%
191	WAVERLY	9/9/2014	29	6	17	30	0	5	1	0	20.000%
264 +	JARRATT	9/3/2014	19	16	11	20	1	12	2	1	80.000%
276 +	BOYKINS	9/3/2014	20	16	12	21	3	13	0	0	76.190%
CDR: JAMES ROVINSKI(120)			1642	973	917	1667	32	745	120	76	58.368%

EASTERN REGION-- ELEVENTH DISTRICT-- (20 Posts)

Post	Location	Last Transmittal	Prior Year Mbrs	Curr Year Mbrs	10/1/2014 55% Target Goal	Curr Year Goal	New Mbrs	Ren Mbrs	Paid Up For Life	On-line	Per Cent of Goal
1	RICHMOND	9/3/2014	92	47	52	94	2	28	11	6	50.000%
38 +	RICHMOND	8/12/2014	22	14	13	23	0	13	1	0	60.870%
84 +	RICHMOND	9/3/2014	139	82	78	141	2	48	25	7	58.156%
87	AMELIA	7/21/2014	85	17	48	87	0	0	17	0	19.540%
91	CHESTERFIELD	9/2/2014	12	5	9	16	0	0	3	2	31.250%
108	RICHMOND	9/3/2014	43	22	24	44	0	18	3	1	50.000%
125	RICHMOND	9/3/2014	146	50	81	148	0	41	4	5	33.784%
136	ETTRICK	8/13/2014	30	15	17	31	0	15	0	0	48.387%
137 +	RICHMOND	9/3/2014	203	124	113	206	3	89	21	11	60.194%
144 +	HIGHLAND SPRINGS	9/2/2014	222	131	124	225	6	93	17	15	58.222%

EASTERN REGION-- ELEVENTH DISTRICT-- (20 Posts)

Post	Location	Last Transmittal	Prior Year Mbrs	Curr Year Mbrs	10/1/2014 55% Target Goal	Curr Year Goal	New Mbrs	Ren Mbrs	Paid Up For Life	On-line	Per Cent of Goal
186 +	MIDLOTHIAN	9/9/2014	352	239	195	355	6	175	24	34	67.324%
189 +	RICHMOND	8/29/2014	31	26	18	32	5	10	10	1	81.250%
201 +	POWHATAN	9/2/2014	101	75	57	103	0	46	16	13	72.816%
210	RICHMOND	7/21/2014	29	2	17	30	0	0	1	1	6.667%
233 +	RICHMOND	9/3/2014	57	47	32	58	2	34	5	6	81.034%
242 +	SANDSTON	9/3/2014	93	60	52	95	0	48	10	2	63.158%
244 +	GLEN ALLEN	9/3/2014	143	100	80	145	1	81	8	10	68.966%
284 +	COLONIAL HEIGHTS	9/3/2014	1123	732	620	1128	11	512	119	90	64.894%
354	RICHMOND	9/3/2014	126	65	70	128	6	49	2	8	50.781%
361 +	RICHMOND	9/9/2014	54	40	30	55	0	32	4	4	72.727%
CDR: CHUCK TALLEY(144)			3103	1893	1729	3144	44	1332	301	216	60.210%

EASTERN REGION-- TWELFTH DISTRICT-- (13 Posts)

Post	Location	Last Transmittal	Prior Year Mbrs	Curr Year Mbrs	10/1/2014 55% Target Goal	Curr Year Goal	New Mbrs	Ren Mbrs	Paid Up For Life	On-line	Per Cent of Goal
55 +	FREDERICKSBURG	9/10/2014	161	97	90	163	2	70	16	9	59.509%
64 +	TAPPAHANNOCK	9/9/2014	57	40	32	58	0	32	3	5	68.966%
82	SALUDA	8/21/2014	29	10	17	30	0	0	7	3	33.333%
86 +	KILMARNOCK	9/3/2014	122	84	68	124	2	59	13	10	67.742%
89 +	KING GEORGE	9/9/2014	212	131	118	215	4	75	27	25	60.930%
117	REEDVILLE	9/2/2014	198	104	111	201	0	85	11	8	51.741%
148 +	COLONIAL BEACH	9/10/2014	243	147	135	246	7	105	14	21	59.756%
221	CAROLINE COUNTY	8/12/2014	60	33	34	61	1	19	8	5	54.098%
241	STORMONT	7/17/2014	9	1	9	16	0	0	0	1	6.250%
252 +	MONTROSS	8/5/2014	62	41	35	63	0	23	9	9	65.079%
320 +	SPOTSYLVANIA	9/9/2014	464	295	257	468	7	189	49	50	63.034%
329 +	DAHLGREN	8/20/2014	43	30	24	44	0	30	0	0	68.182%
401	WARSAW	9/3/2014	31	16	18	32	1	11	1	3	50.000%
CDR: RON CURLINGS(221)			1691	1029	947	1721	24	698	158	149	59.791%

NORTHERN REGION-- THIRTEENTH DISTRICT-- (10 Posts)

Post	Location	Last Transmittal	Prior Year Mbrs	Curr Year Mbrs	10/1/2014 55% Target Goal	Curr Year Goal	New Mbrs	Ren Mbrs	Paid Up For Life	On-line	Per Cent of Goal
74 +	CHARLOTTESVILLE	9/10/2014	722	504	400	727	29	303	131	41	69.326%
90 +	BEAVERDAM	8/20/2014	35	22	20	36	2	13	4	3	61.111%
116 +	LOUISA	9/3/2014	91	77	51	93	8	46	12	11	82.796%
128 +	STANARDSVILLE	9/3/2014	87	61	49	89	4	48	2	7	68.539%
156 +	ORANGE	9/3/2014	207	139	116	210	3	111	17	8	66.190%
157 +	MADISON	9/9/2014	139	81	78	141	10	41	20	10	57.447%
175 +	MECHANICSVILLE	9/10/2014	314	194	174	317	11	136	22	25	61.199%

NORTHERN REGION-- THIRTEENTH DISTRICT-- (10 Posts)

Post	Location	Last Transmittal	Prior Year Mbrs	Curr Year Mbrs	10/1/2014 55% Target Goal	Curr Year Goal	New Mbrs	Ren Mbrs	Paid Up For Life	On-line	Per Cent of Goal
206 +	ASHLAND	9/3/2014	43	25	24	44	1	20	3	1	56.818%
215 +	GOOCHLAND	9/10/2014	138	86	77	140	5	49	22	10	61.429%
2003 +	FLUVANNA COUNTY	9/9/2014	151	115	84	153	10	69	19	17	75.163%
CDR: JOE DUDLEY(2003)			1927	1304	1073	1950	83	836	252	133	66.872%

NORTHERN REGION-- FOURTEENTH DISTRICT-- (11 Posts)

Post	Location	Last Transmittal	Prior Year Mbrs	Curr Year Mbrs	10/1/2014 55% Target Goal	Curr Year Goal	New Mbrs	Ren Mbrs	Paid Up For Life	On-line	Per Cent of Goal
13 +	STAUNTON	9/3/2014	181	129	101	184	2	102	19	6	70.109%
27 +	DAYTON	9/3/2014	249	185	139	252	3	137	33	12	73.413%
76	HARRISONBURG	9/2/2014	47	25	26	48	0	19	5	1	52.083%
92 +	BATH COUNTY	8/12/2014	19	13	11	20	0	10	3	0	65.000%
126 +	BUENA VISTA	9/9/2014	99	72	56	101	0	60	9	3	71.287%
155	HIGHLAND	8/20/2014	8	3	9	16	0	2	1	0	18.750%
188	HARRISONBURG	9/2/2014	227	109	127	230	3	87	12	7	47.391%
222 +	ELKTON	8/21/2014	19	17	11	20	0	16	0	1	85.000%
278 +	PLAINS DISTRICT	8/5/2014	21	18	12	22	1	6	11	0	81.818%
291 +	LEXINGTON	9/3/2014	21	14	12	22	0	13	0	1	63.636%
340 +	EAST AUGUSTA COU	9/9/2014	189	148	106	192	4	92	41	11	77.083%
CDR: EDDIE HUMES(188)			1080	733	609	1107	13	544	134	42	66.215%

NORTHERN REGION-- FIFTEENTH DISTRICT-- (7 Posts)

Post	Location	Last Transmittal	Prior Year Mbrs	Curr Year Mbrs	10/1/2014 55% Target Goal	Curr Year Goal	New Mbrs	Ren Mbrs	Paid Up For Life	On-line	Per Cent of Goal
21 +	WINCHESTER	9/10/2014	501	331	278	505	8	271	30	22	65.545%
22 +	LURAY	9/9/2014	77	55	43	79	2	36	15	2	69.620%
41 +	BERRYVILLE	9/9/2014	175	148	97	177	2	121	8	17	83.616%
53 +	FRONT ROYAL	9/9/2014	406	248	226	410	5	188	40	15	60.488%
77 +	STRASBURG	9/3/2014	310	221	172	313	14	171	18	18	70.607%
166 +	NEW MARKET	9/9/2014	178	119	100	181	2	88	25	4	65.746%
199 +	WOODSTOCK	9/3/2014	492	325	273	496	1	272	25	27	65.524%
CDR: F. HILLYARD(77)			2139	1447	1189	2161	34	1147	161	105	66.960%

NORTHERN REGION-- SIXTEENTH DISTRICT-- (16 Posts)

Post	Location	Last Transmittal	Prior Year Mbrs	Curr Year Mbrs	10/1/2014 55% Target Goal	Curr Year Goal	New Mbrs	Ren Mbrs	Paid Up For Life	On-line	Per Cent of Goal
10 +	MANASSAS	9/9/2014	786	485	435	791	21	291	80	93	61.315%
28 +	DUMFRIES	9/2/2014	347	199	193	350	6	130	37	26	56.857%
34 +	LEESBURG	9/2/2014	87	53	49	89	0	29	16	8	59.551%

NORTHERN REGION-- SIXTEENTH DISTRICT-- (16 Posts)

Post	Location	Last Transmittal	Prior Year Mbrs	Curr Year Mbrs	10/1/2014 55% Target Goal	Curr Year Goal	New Mbrs	Ren Mbrs	Paid Up For Life	On-line	Per Cent of Goal
72 +	WARRENTON	9/9/2014	485	320	269	489	7	218	46	49	65.440%
114	MANASSAS	8/12/2014	77	29	43	79	0	15	11	3	36.709%
150 +	STERLING PARK	9/9/2014	106	78	59	108	0	51	11	16	72.222%
158	MANASSAS	8/20/2014	35	19	20	36	0	10	7	2	52.778%
247 +	REMINGTON	9/3/2014	57	54	32	58	8	26	15	5	93.103%
290 +	STAFFORD	9/9/2014	654	422	362	659	11	275	69	67	64.036%
293	PURCELLVILLE	9/2/2014	234	112	130	237	1	76	16	19	47.257%
295 +	MIDDLEBURG	9/3/2014	32	26	18	33	3	20	1	2	78.788%
330 +	CULPEPER	9/9/2014	217	140	121	220	4	94	27	15	63.636%
360	WARRENTON	9/3/2014	29	14	17	30	0	6	7	1	46.667%
364 +	WOODBIDGE	9/10/2014	953	569	527	958	15	337	128	89	59.395%
1799 +	HAYMARKET	9/10/2014	132	79	74	134	1	38	8	32	58.955%
2001 +	ASHBURN	9/9/2014	62	42	35	63	2	15	10	15	66.667%
CDR: ROBERT YOWELL(247)			4293	2641	2384	4334	79	1631	489	442	60.937%

NORTHERN REGION-- SEVENTEENTH DISTRICT-- (18 Posts)

Post	Location	Last Transmittal	Prior Year Mbrs	Curr Year Mbrs	10/1/2014 55% Target Goal	Curr Year Goal	New Mbrs	Ren Mbrs	Paid Up For Life	On-line	Per Cent of Goal
24 +	ALEXANDRIA	9/10/2014	742	438	411	747	24	208	80	126	58.635%
44	ARLINGTON	8/21/2014	96	43	54	98	0	22	15	6	43.878%
85 +	ARLINGTON	9/10/2014	199	125	111	202	6	92	18	9	61.881%
123 +	GREENSPRING	9/9/2014	56	46	31	57	4	29	11	2	80.702%
129	ALEXANDRIA	7/21/2014	39	4	22	40	0	0	3	1	10.000%
130 +	FALLS CHURCH	9/3/2014	184	112	103	187	10	66	25	11	59.893%
139	ARLINGTON	9/10/2014	557	219	309	561	0	142	43	34	39.037%
162	LORTON	9/9/2014	487	259	270	491	3	182	31	43	52.749%
176 +	SPRINGFIELD	9/10/2014	1389	807	767	1394	30	502	144	131	57.891%
177 +	FAIRFAX	9/9/2014	974	580	538	979	16	366	112	86	59.244%
180	VIENNA	9/9/2014	793	421	439	798	1	271	79	70	52.757%
184 +	HERNDON	9/10/2014	239	165	133	242	0	101	38	26	68.182%
194 +	ARLINGTON	9/9/2014	54	38	30	55	1	26	10	1	69.091%
225	FALLS CHURCH	8/1/2014	39	11	22	40	0	0	9	2	27.500%
270	McLEAN	9/10/2014	367	197	204	370	3	121	51	22	53.243%
1775	FORT BELVOIR	8/20/2014	76	16	43	78	0	0	13	3	20.513%
1976	ANNANDALE	9/3/2014	405	224	225	409	9	149	29	37	54.768%
1995 +	CENTREVILLE	9/3/2014	151	99	84	153	1	61	25	12	64.706%
CDR: C. CREDITT(129)			6847	3804	3796	6901	108	2338	736	622	55.122%

WESTERN REGION-- FIFTH DISTRICT-- (14 Posts)

Post	Location	Last Transmittal	Prior Year Mbrs	Curr Year Mbrs	10/1/2014 55% Target Goal	Curr Year Goal	New Mbrs	Ren Mbrs	Paid Up For Life	On-line	Per Cent of Goal
8 +	SOUTH BOSTON	9/3/2014	320	196	178	323	3	168	18	7	60.681%
32	FARMVILLE	7/21/2014	20	1	12	21	0	0	1	0	4.762%
40	BLACKSTONE	7/21/2014	4	3	9	16	0	0	3	0	18.750%
43 +	CHASE CITY	8/13/2014	131	78	73	133	0	69	6	3	58.647%
45 +	CLARKSVILLE	9/3/2014	62	40	35	63	0	27	4	9	63.492%
50	CREWE	8/20/2014	68	31	38	69	3	17	3	8	44.928%
65	LAWRENCEVILLE		14		9	16					
79 +	SOUTH HILL	9/2/2014	468	292	260	472	9	242	12	29	61.864%
94 *	ALBERTA	8/6/2014	10	11	9	16	2	8	1	0	68.750%
99	HALIFAX	9/9/2014	187	103	105	190	15	79	7	2	54.211%
102	VICTORIA		1		9	16					
147 +	KENBRIDGE	9/3/2014	42	32	24	43	0	18	11	3	74.419%
260 +	KEYSVILLE	9/9/2014	129	78	72	131	0	70	2	6	59.542%
342 +	VOLENS	8/12/2014	27	15	15	28	0	15	0	0	53.571%
CDR: TOM HART(147)			1483	880	845	1537	32	713	68	67	57.254%

WESTERN REGION-- SIXTH DISTRICT-- (13 Posts)

Post	Location	Last Transmittal	Prior Year Mbrs	Curr Year Mbrs	10/1/2014 55% Target Goal	Curr Year Goal	New Mbrs	Ren Mbrs	Paid Up For Life	On-line	Per Cent of Goal
6 +	ROCKY MOUNT	9/3/2014	141	93	79	143	1	83	7	2	65.035%
11	BASSETT	8/21/2014	83	15	47	85	0	6	4	5	17.647%
29	DANVILLE	9/9/2014	211	97	118	214	2	84	5	6	45.327%
42 +	MARTINSVILLE	9/3/2014	101	78	57	103	3	64	10	1	75.728%
47 +	CHATHAM	9/2/2014	25	16	14	26	2	11	0	3	61.538%
78 +	MARTINSVILLE	9/9/2014	195	115	109	198	2	103	6	4	58.081%
96 +	CALLAWAY	9/9/2014	15	14	9	16	0	13	0	1	87.500%
105 +	STUART	9/10/2014	84	60	47	86	1	51	6	2	69.767%
111 +	ROCKY MOUNT	8/21/2014	39	31	22	40	0	17	12	2	77.500%
127 +	FLOYD	9/3/2014	85	58	48	87	1	45	11	1	66.667%
232 +	GRETNA	9/3/2014	75	57	42	76	1	50	3	3	75.000%
325 +	DANVILLE	9/10/2014	353	245	196	356	3	216	20	6	68.820%
1097 +	DANVILLE	9/3/2014	378	232	210	382	13	169	30	20	60.733%
CDR: ROB PHELPS(325)			1785	1111	997	1812	29	912	114	56	61.313%

WESTERN REGION-- SEVENTH DISTRICT-- (9 Posts)

Post	Location	Last Transmittal	Prior Year Mbrs	Curr Year Mbrs	10/1/2014 55% Target Goal	Curr Year Goal	New Mbrs	Ren Mbrs	Paid Up For Life	On-line	Per Cent of Goal
7 +	PULASKI	9/3/2014	150	97	84	152	3	74	13	7	63.816%
9 +	WYTHEVILLE	9/9/2014	157	110	87	159	3	61	41	5	69.182%
18 +	MARION	9/3/2014	58	38	32	59	2	28	7	1	64.407%

WESTERN REGION-- SEVENTH DISTRICT-- (9 Posts)

Post	Location	Last Transmittal	Prior Year Mbrs	Curr Year Mbrs	10/1/2014 55% Target Goal	Curr Year Goal	New Mbrs	Ren Mbrs	Paid Up For Life	On-line	Per Cent of Goal
20 +	BLAND	9/3/2014	55	38	31	56	0	31	4	3	67.857%
58 +	DUBLIN	9/3/2014	43	37	24	44	1	30	1	5	84.091%
68 +	NARROWS	9/3/2014	127	81	71	129	2	56	23	0	62.791%
229 +	RURAL RETREAT	9/2/2014	154	108	86	156	0	63	36	9	69.231%
245 +	GALAX	9/9/2014	174	114	97	176	6	93	11	4	64.773%
311 +	PEMBROKE	9/9/2014	59	42	33	60	2	36	4	0	70.000%
CDR: ART TERRILL(68)			977	665	545	991	19	472	140	34	67.104%

WESTERN REGION-- EIGHTH DISTRICT-- (13 Posts)

Post	Location	Last Transmittal	Prior Year Mbrs	Curr Year Mbrs	10/1/2014 55% Target Goal	Curr Year Goal	New Mbrs	Ren Mbrs	Paid Up For Life	On-line	Per Cent of Goal
12 +	ABINGDON	9/9/2014	116	80	65	118	2	66	10	2	67.797%
14 +	POCAHONTAS	9/9/2014	97	71	54	99	0	62	6	3	71.717%
51	BRISTOL	7/17/2014	8	2	9	16	0	0	0	2	12.500%
122	BLUEFIELD	8/20/2014	33	18	19	34	0	15	3	0	52.941%
133 +	TAZEWELL	9/3/2014	116	75	65	118	2	61	10	2	63.559%
135	DAMASCUS	7/21/2014	42	2	24	43	0	0	2	0	4.651%
164 +	GRUNDY	9/10/2014	473	332	262	477	0	241	86	5	69.602%
185 +	JONESVILLE	9/3/2014	52	41	29	53	0	28	9	4	77.358%
208 +	LEBANON	9/2/2014	89	60	50	91	0	46	10	4	65.934%
227	CLINTWOOD	8/1/2014	27	6	15	28	0	0	4	2	21.429%
243 +	NORTON	9/3/2014	109	67	61	111	0	54	10	3	60.360%
265 +	GATE CITY	9/9/2014	108	68	61	110	3	58	1	6	61.818%
2000	HAYSI		1		9	16					
CDR: DENNIS GILBERT(208)			1271	822	723	1314	7	631	151	33	62.557%

WESTERN REGION-- NINTH DISTRICT-- (10 Posts)

Post	Location	Last Transmittal	Prior Year Mbrs	Curr Year Mbrs	10/1/2014 55% Target Goal	Curr Year Goal	New Mbrs	Ren Mbrs	Paid Up For Life	On-line	Per Cent of Goal
3 +	ROANOKE	9/2/2014	409	277	227	413	0	204	50	23	67.070%
4 +	COVINGTON	9/3/2014	75	53	42	76	0	42	7	4	69.737%
19	SALEM	8/20/2014	11	8	9	16	0	6	2	0	50.000%
30 +	RADFORD	9/9/2014	40	31	23	41	2	19	7	3	75.610%
59 +	CHRISTIANSBURG	9/9/2014	110	76	62	112	4	53	16	3	67.857%
80 +	VINTON	8/21/2014	104	75	58	106	0	59	13	3	70.755%
93 +	BUCHANAN	9/2/2014	63	42	35	64	2	28	7	5	65.625%
182 +	BLACKSBURG	9/3/2014	65	47	36	66	1	39	6	1	71.212%
240 +	TROUTVILLE	9/3/2014	28	28	16	29	2	13	12	1	96.552%
248 +	ROANOKE	8/20/2014	114	64	64	116	1	41	19	3	55.172%
CDR: GARLAND LINKOUS(59)			1019	701	571	1039	12	504	139	46	67.469%

WESTERN REGION-- TENTH DISTRICT-- (11 Posts)

Post	Location	Last Transmittal	Prior Year Mbrs	Curr Year Mbrs	10/1/2014 55% Target Goal	Curr Year Goal	New Mbrs	Ren Mbrs	Paid Up For Life	On-line	Per Cent of Goal
16 +	LYNCHBURG	9/10/2014	1066	643	589	1071	53	492	40	58	60.037%
17 +	LOVINGSTON	9/9/2014	47	37	26	48	3	27	5	2	77.083%
36	ALTAVISTA	8/12/2014	57	27	32	58	1	21	3	2	46.552%
52	BROOKNEAL	9/3/2014	47	21	26	48	0	20	1	0	43.750%
54 +	BEDFORD	9/9/2014	159	116	89	161	2	86	18	10	72.050%
62 +	SMITH MTN LAKE	9/2/2014	31	26	18	32	1	11	5	9	81.250%
104 +	APPOMATTOX	9/10/2014	202	135	113	205	0	113	17	5	65.854%
134 +	DILLWYN	8/20/2014	39	30	22	40	1	28	0	1	75.000%
217	BIG ISLAND	8/1/2014	26	10	15	27	0	8	1	1	37.037%
269 +	CUMBERLAND	9/9/2014	32	22	18	33	1	19	1	1	66.667%
274 +	MADISON HEIGHTS	9/3/2014	124	73	69	126	0	65	6	2	57.937%
CDR: CHARLES PAYNE II(62)			1830	1140	1017	1849	62	890	97	91	61.655%

*** POSTS EQUALING OR SURPASSING THEIR PRIOR YEAR MEMBERSHIP**

***** POSTS EQUALING OR SURPASSING THEIR CURRENT YEAR GOAL**

+ POSTS EQUALING OR SURPASSING THEIR TARGET GOAL