

# Dept of Virginia 2014-2015

8 Oct 2014

## Finishing First in the Membership Stakes

- As the pack continues to feel each other out after the big pushes last week, remember to keep contacting those renewals and expired members to bring them back into the Post.

The West continues to show the way up front. Cdr Linkous' 9<sup>th</sup> continues to put everyone else in the dust. Cdr Payne's 10<sup>th</sup> made a big four place move during the week.  
Congrats to you all.

Things are good with 5 districts right at or above the 70% mark – let's see if we can't get 10 at that point by the conference.

We have so many jockeys so close to 100%. It would be great to have several hit that in the next two weeks before Department Conference at the end of October.

- Let's make a hard push to contact all those missing renewals this next week to finish that aspect.

Remember **to Add Action to your Intentions** and **Persevere** to complete and exceed the mission

Lewis Field,  
Department Track Announcer


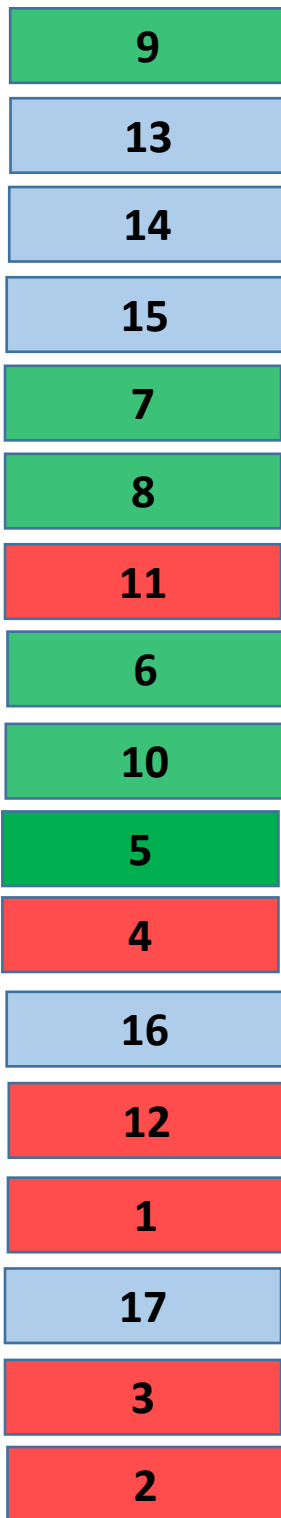
65%

North - AB Brown -64.2%  
West - Robert Cardwell- 67.5%  
East - Al Steward -61.9%

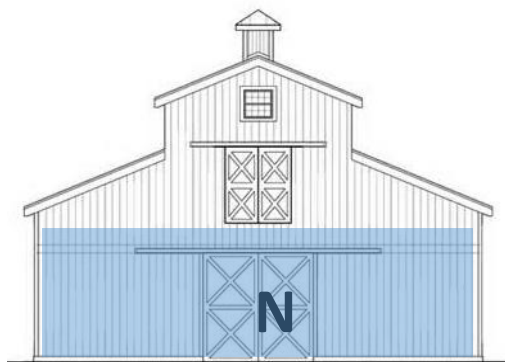

# Trainers

# Stable Owners

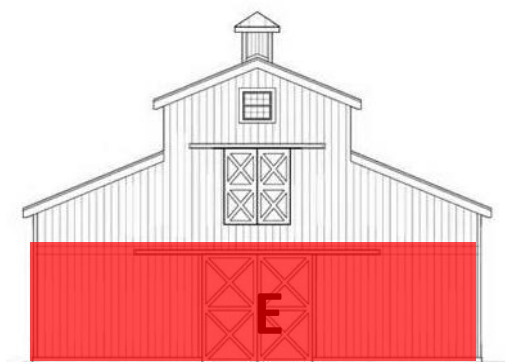

# 100% Jockeys



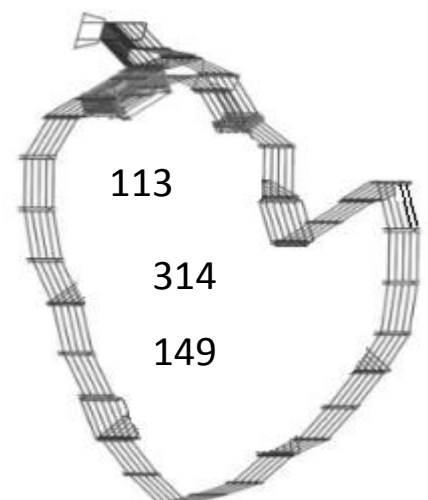
Cardwell's Corral



Brown's Bonanza



Steward's Stables



**THE AMERICAN LEGION**  
**DEPARTMENT OF VIRGINIA**  
**REGION AND DISTRICT STANDINGS**  
**AS OF 10/8/2014**

**Regional Standings**

<b>Region</b>	<b>Stand-ings</b>	<b>Prior Year Mbrs</b>	<b>Curr Year Mbrs</b>	<b>Curr Year Goal</b>	<b>New Mbrs</b>	<b>Ren Mbrs</b>	<b>Paid Up For Life</b>	<b>Online</b>	<b>Per Cent of Goal</b>
WESTERN	1	8365	5770	8542	186	4504	717	363	67.549%
NORTHERN	2	16286	10558	16453	381	6857	1797	1523	64.171%
EASTERN	3	12724	7982	12877	282	5540	1144	1016	61.986%

**District Standings**

<b>District</b>		<b>Prior Year Mbrs</b>	<b>Curr Year Mbrs</b>	<b>Curr Year Goal</b>	<b>New Mbrs</b>	<b>Ren Mbrs</b>	<b>Paid Up For Life</b>	<b>Online</b>	<b>Per Cent of Goal</b>
NINTH	1	1019	775	1039	14	568	141	52	74.591%
THIRTEENTH	2	1927	1401	1950	104	889	254	154	71.846%
FOURTEENTH	3	1080	778	1107	18	578	136	46	70.280%
FIFTEENTH	4	2139	1511	2161	37	1198	162	114	69.921%
SEVENTH	5	977	689	991	21	489	141	38	69.526%
EIGHTH	6	1271	886	1314	9	688	154	35	67.428%
ELEVENTH	7	3103	2097	3144	56	1485	307	249	66.698%
SIXTH	8	1785	1206	1812	33	993	115	65	66.556%
TENTH	9	1830	1216	1849	67	953	97	99	65.765%
FIFTH	10	1483	998	1537	42	813	69	74	64.932%
FOURTH	11	1642	1076	1667	38	836	121	81	64.547%
SIXTEENTH	12	4293	2787	4334	89	1716	498	484	64.305%
TWELFTH	13	1691	1089	1721	34	727	161	167	63.277%
FIRST	14	663	410	649	22	281	63	44	63.174%
SEVENTEENTH	15	6847	4081	6901	133	2476	747	725	59.136%
THIRD	16	2889	1705	2923	65	1107	329	204	58.330%
SECOND	17	2736	1605	2773	67	1104	163	271	57.880%
<b>TRADITIONAL:</b>		37375	24310	37872	849	16901	3658	2902	64.190%
<b>POST 141:</b>		7963	5723	9227	41	4309	438	935	62.024%
<b>CYBERPOST 1919:</b>		0	0	1	0	0	0		0.000%
<b>SUBTOTAL:</b>		45338	30033	47100	890	21210	4096	3837	63.764%
<b>NEW DMS:</b>			0	0					
<b>OVERALL TOTAL</b>			30033	47100					

**YEAR TO DATE TOTALS AND SUMMARY**

<b>CURRENT YEAR GOAL:</b>	47100
<b>MEMBERSHIP AS OF 10/8/2014 :</b>	30033
<b>REMAINDER TO MEET GOAL:</b>	17067

**EASTERN REGION-- FIRST DISTRICT-- (5 Posts)**

Post	Location	Last Transmittal	Prior Year Mbrs	Curr Year Mbrs	11/5/2014 65% Target Goal	Curr Year Goal	New Mbrs	Ren Mbrs	Paid Up For Life	On-line	Per Cent of Goal
56 +	NORTHAMPTON	10/8/2014	231	156	152	234	5	111	15	25	66.667%
100 +	PARKSLEY	9/17/2014	15	11	10	16	1	8	2	0	68.750%
101	ONANCOCK	7/21/2014	15	4	10	16	0	0	4	0	25.000%
159	CHINCOTEAGUE	9/24/2014	364	232	239	367	16	162	35	19	63.215%
400	EXMORE	7/21/2014	38	7	10	16	0	0	7	0	43.750%
<b>CDR: RALPH ORZO(56)</b>			663	410	422	649	22	281	63	44	63.174%

**EASTERN REGION-- SECOND DISTRICT-- (14 Posts)**

Post	Location	Last Transmittal	Prior Year Mbrs	Curr Year Mbrs	11/5/2014 65% Target Goal	Curr Year Goal	New Mbrs	Ren Mbrs	Paid Up For Life	On-line	Per Cent of Goal
5	NORFOLK	10/1/2014	190	112	125	193	7	90	3	12	58.031%
35	NORFOLK	9/24/2014	91	59	60	93	1	38	5	15	63.441%
37	PORTSMOUTH	8/6/2014	9	6	10	16	0	5	0	1	37.500%
60 +	NORFOLK	9/10/2014	47	42	31	48	6	26	3	7	87.500%
81 +	VIRGINIA BEACH	9/3/2014	13	11	10	16	0	9	2	0	68.750%
110 +	VIRGINIA BEACH	9/18/2014	342	224	224	345	3	142	40	39	64.928%
113 ***	PRINCESS ANNE	9/9/2014	49	52	33	50	3	43	4	2	104.000%
118	NORFOLK	9/3/2014	27	17	18	28	0	11	4	2	60.714%
190	PORTSMOUTH	9/18/2014	299	76	196	302	1	55	6	14	25.166%
204 +	NORFOLK	9/3/2014	53	37	35	54	0	33	1	3	68.519%
280	CHESAPEAKE	10/1/2014	431	270	283	435	9	168	25	68	62.069%
310 +	CHURCHLAND	9/24/2014	74	66	49	75	1	46	6	13	88.000%
327	NORFOLK	10/1/2014	1023	607	668	1028	34	417	63	93	59.047%
1992	VIRGINIA BEACH	10/8/2014	88	26	59	90	2	21	1	2	28.889%
<b>CDR: ROD. DRUMMOND(5)</b>			2736	1605	1802	2773	67	1104	163	271	57.880%

**EASTERN REGION-- THIRD DISTRICT-- (17 Posts)**

Post	Location	Last Transmittal	Prior Year Mbrs	Curr Year Mbrs	11/5/2014 65% Target Goal	Curr Year Goal	New Mbrs	Ren Mbrs	Paid Up For Life	On-line	Per Cent of Goal
25	NEWPORT NEWS	10/1/2014	332	203	218	335	8	150	27	18	60.597%
31	HAMPTON	9/15/2014	85	50	57	87	1	29	15	5	57.471%
39 +	WILLIAMSBURG	10/1/2014	102	75	68	104	2	52	8	13	72.115%
48 +	HAMPTON	10/8/2014	114	76	75	116	1	32	34	9	65.517%
61	CHARLES CITY	9/18/2014	42	21	28	43	0	19	1	1	48.837%
67	HAMPTON	10/1/2014	164	95	108	166	3	61	23	8	57.229%
75	GLOUCESTER	10/1/2014	193	99	127	196	1	52	29	17	50.510%
83	MATHEWS	10/1/2014	183	109	121	186	1	81	15	12	58.602%
165 +	YORKTOWN	8/12/2014	22	15	15	23	0	8	6	1	65.217%
172	WEST POINT	10/1/2014	34	22	23	35	0	19	1	2	62.857%
255	NEWPORT NEWS	9/9/2014	97	60	64	99	2	46	3	9	60.606%

**EASTERN REGION-- THIRD DISTRICT-- (17 Posts)**

Post	Location	Last Transmittal	Prior Year Mbrs	Curr Year Mbrs	11/5/2014 65% Target Goal	Curr Year Goal	New Mbrs	Ren Mbrs	Paid Up For Life	On-line	Per Cent of Goal
273 +	POQUOSON	9/24/2014	122	83	81	124	1	44	29	9	66.935%
314 ***	AYLETT	9/24/2014	23	27	16	24	5	6	15	1	112.500%
368	NEWPORT NEWS	10/8/2014	1218	667	795	1223	38	445	105	79	54.538%
1776 +	WILLIAMSBURG	10/8/2014	94	78	62	96	2	56	6	14	81.250%
1991	TABB	8/1/2014	27	7	18	28	0	0	3	4	25.000%
1997	HAMPTON	9/18/2014	37	18	25	38	0	7	9	2	47.368%
<b>CDR: FLOYD BROWN(31)</b>			2889	1705	1900	2923	65	1107	329	204	58.330%

**EASTERN REGION-- FOURTH DISTRICT-- (14 Posts)**

Post	Location	Last Transmittal	Prior Year Mbrs	Curr Year Mbrs	11/5/2014 65% Target Goal	Curr Year Goal	New Mbrs	Ren Mbrs	Paid Up For Life	On-line	Per Cent of Goal
2	PETERSBURG	9/18/2014	408	208	268	412	6	149	25	28	50.485%
46	EMPORIA	10/8/2014	55	33	36	56	2	27	3	1	58.929%
49	SMITHFIELD	10/1/2014	182	111	120	185	1	80	19	11	60.000%
57	SUFFOLK	10/1/2014	101	65	67	103	2	55	4	4	63.107%
73 +	FRANKLIN	10/8/2014	119	85	79	121	1	71	11	2	70.248%
88 +	SUFFOLK	10/1/2014	72	51	47	73	3	41	4	3	69.863%
120	DISPUTANTA	9/24/2014	153	93	101	155	5	58	17	13	60.000%
146 +	HOPEWELL	10/1/2014	347	252	228	350	8	199	32	13	72.000%
149 *	DINWIDDIE	10/1/2014	26	27	18	27	0	25	1	1	100.000%
151 +	EMPORIA	7/16/2014	76	76	51	78	4	72	0	0	97.436%
160 +	SURRY	10/8/2014	35	31	23	36	2	24	2	3	86.111%
191	WAVERLY	9/24/2014	29	10	20	30	0	9	1	0	33.333%
264 +	JARRATT	9/18/2014	19	17	13	20	1	12	2	2	85.000%
276 +	BOYKINS	10/1/2014	20	17	14	21	3	14	0	0	80.952%
<b>CDR: JAMES ROVINSKI(120)</b>			1642	1076	1084	1667	38	836	121	81	64.547%

**EASTERN REGION-- ELEVENTH DISTRICT-- (20 Posts)**

Post	Location	Last Transmittal	Prior Year Mbrs	Curr Year Mbrs	11/5/2014 65% Target Goal	Curr Year Goal	New Mbrs	Ren Mbrs	Paid Up For Life	On-line	Per Cent of Goal
1	RICHMOND	10/1/2014	92	55	61	94	4	32	12	7	58.511%
38	RICHMOND	8/12/2014	22	14	15	23	0	13	1	0	60.870%
84	RICHMOND	10/1/2014	139	90	92	141	2	55	25	8	63.830%
87	AMELIA	10/1/2014	85	46	57	87	1	27	17	1	52.874%
91 +	CHESTERFIELD	10/8/2014	12	10	10	16	0	4	3	3	62.500%
108	RICHMOND	10/1/2014	43	26	29	44	0	22	3	1	59.091%
125	RICHMOND	10/1/2014	146	64	96	148	0	53	5	6	43.243%
136 +	ETTRICK	10/8/2014	30	21	20	31	0	21	0	0	67.742%
137	RICHMOND	10/8/2014	203	129	134	206	4	92	21	12	62.621%
144 +	HIGHLAND SPRINGS	9/24/2014	222	146	146	225	8	103	18	17	64.889%

**EASTERN REGION-- ELEVENTH DISTRICT-- (20 Posts)**

Post	Location	Last Transmittal	Prior Year Mbrs	Curr Year Mbrs	11/5/2014 65% Target Goal	Curr Year Goal	New Mbrs	Ren Mbrs	Paid Up For Life	On-line	Per Cent of Goal
186 +	MIDLOTHIAN	10/8/2014	352	250	231	355	6	177	24	43	70.423%
189 +	RICHMOND	10/8/2014	31	30	21	32	5	14	10	1	93.750%
201 +	POWHATAN	9/24/2014	101	80	67	103	0	49	16	15	77.670%
210	RICHMOND	10/8/2014	29	13	20	30	1	9	2	1	43.333%
233 +	RICHMOND	10/1/2014	57	48	38	58	2	35	5	6	82.759%
242 +	SANDSTON	9/24/2014	93	65	62	95	0	53	10	2	68.421%
244 +	GLEN ALLEN	10/8/2014	143	106	94	145	1	87	8	10	73.103%
284 +	COLONIAL HEIGHTS	10/8/2014	1123	784	733	1128	16	547	121	100	69.504%
354	RICHMOND	10/1/2014	126	78	83	128	6	59	2	11	60.938%
361 +	RICHMOND	10/8/2014	54	42	36	55	0	33	4	5	76.364%
<b>CDR: CHUCK TALLEY(144)</b>			3103	2097	2044	3144	56	1485	307	249	66.698%

**EASTERN REGION-- TWELFTH DISTRICT-- (13 Posts)**

Post	Location	Last Transmittal	Prior Year Mbrs	Curr Year Mbrs	11/5/2014 65% Target Goal	Curr Year Goal	New Mbrs	Ren Mbrs	Paid Up For Life	On-line	Per Cent of Goal
55	FREDERICKSBURG	9/15/2014	161	98	106	163	2	70	16	10	60.123%
64 +	TAPPAHANNOCK	9/24/2014	57	45	38	58	1	36	3	5	77.586%
82 +	SALUDA	9/24/2014	29	21	20	30	3	8	7	3	70.000%
86 +	KILMARNOCK	9/18/2014	122	85	81	124	2	59	13	11	68.548%
89 +	KING GEORGE	10/8/2014	212	143	140	215	5	80	27	31	66.512%
117	REEDVILLE	9/2/2014	198	104	131	201	0	85	11	8	51.741%
148 +	COLONIAL BEACH	10/8/2014	243	160	160	246	10	112	14	24	65.041%
221	CAROLINE COUNTY	8/12/2014	60	33	40	61	1	19	8	5	54.098%
241	STORMONT	7/17/2014	9	1	10	16	0	0	0	1	6.250%
252 +	MONTROSS	10/1/2014	62	46	41	63	0	27	9	10	73.016%
320	SPOTSYLVANIA	9/18/2014	464	302	304	468	7	189	50	56	64.530%
329 +	DAHLGREN	8/20/2014	43	30	29	44	0	30	0	0	68.182%
401 +	WARSAW	9/24/2014	31	21	21	32	3	12	3	3	65.625%
<b>CDR: RON CURLINGS(221)</b>			1691	1089	1119	1721	34	727	161	167	63.277%

**NORTHERN REGION-- THIRTEENTH DISTRICT-- (10 Posts)**

Post	Location	Last Transmittal	Prior Year Mbrs	Curr Year Mbrs	11/5/2014 65% Target Goal	Curr Year Goal	New Mbrs	Ren Mbrs	Paid Up For Life	On-line	Per Cent of Goal
74 +	CHARLOTTESVILLE	10/1/2014	722	533	473	727	33	321	131	48	73.315%
90 +	BEAVERDAM	9/24/2014	35	25	23	36	2	16	4	3	69.444%
116 +	LOUISA	10/1/2014	91	81	60	93	8	48	12	13	87.097%
128 +	STANARDSVILLE	10/8/2014	87	69	58	89	8	51	3	7	77.528%
156 +	ORANGE	9/24/2014	207	148	137	210	7	113	17	11	70.476%
157	MADISON	9/24/2014	139	85	92	141	12	42	20	11	60.284%
175	MECHANICSVILLE	10/8/2014	314	204	206	317	12	140	23	29	64.353%

**NORTHERN REGION-- THIRTEENTH DISTRICT-- (10 Posts)**

Post	Location	Last Transmittal	Prior Year Mbrs	Curr Year Mbrs	11/5/2014 65% Target Goal	Curr Year Goal	New Mbrs	Ren Mbrs	Paid Up For Life	On-line	Per Cent of Goal
206	ASHLAND	10/8/2014	43	28	29	44	1	23	3	1	63.636%
215 +	GOOCHLAND	10/1/2014	138	92	91	140	5	53	22	12	65.714%
2003 +	FLUVANNA COUNTY	10/8/2014	151	136	99	153	16	82	19	19	88.889%
<b>CDR: JOE DUDLEY(2003)</b>			1927	1401	1268	1950	104	889	254	154	71.846%

**NORTHERN REGION-- FOURTEENTH DISTRICT-- (11 Posts)**

Post	Location	Last Transmittal	Prior Year Mbrs	Curr Year Mbrs	11/5/2014 65% Target Goal	Curr Year Goal	New Mbrs	Ren Mbrs	Paid Up For Life	On-line	Per Cent of Goal
13 +	STAUNTON	10/1/2014	181	134	120	184	2	105	20	7	72.826%
27 +	DAYTON	10/1/2014	249	190	164	252	3	141	34	12	75.397%
76	HARRISONBURG	9/2/2014	47	25	31	48	0	19	5	1	52.083%
92 +	BATH COUNTY	8/12/2014	19	13	13	20	0	10	3	0	65.000%
126 +	BUENA VISTA	10/8/2014	99	75	66	101	0	62	9	4	74.257%
155	HIGHLAND	9/24/2014	8	4	10	16	0	3	1	0	25.000%
188	HARRISONBURG	10/1/2014	227	134	150	230	8	106	12	8	58.261%
222 +	ELKTON	9/17/2014	19	18	13	20	0	17	0	1	90.000%
278 +	PLAINS DISTRICT	9/17/2014	21	19	14	22	1	7	11	0	86.364%
291 +	LEXINGTON	9/3/2014	21	14	14	22	0	13	0	1	63.636%
340 +	EAST AUGUSTA COU	10/1/2014	189	152	125	192	4	95	41	12	79.167%
<b>CDR: EDDIE HUMES(188)</b>			1080	778	720	1107	18	578	136	46	70.280%

**NORTHERN REGION-- FIFTEENTH DISTRICT-- (7 Posts)**

Post	Location	Last Transmittal	Prior Year Mbrs	Curr Year Mbrs	11/5/2014 65% Target Goal	Curr Year Goal	New Mbrs	Ren Mbrs	Paid Up For Life	On-line	Per Cent of Goal
21 +	WINCHESTER	10/1/2014	501	340	328	505	8	280	30	22	67.327%
22 +	LURAY	10/1/2014	77	59	51	79	2	40	15	2	74.684%
41 +	BERRYVILLE	10/8/2014	175	161	115	177	2	130	8	21	90.960%
53	FRONT ROYAL	10/8/2014	406	256	267	410	6	193	41	16	62.439%
77 +	STRASBURG	10/1/2014	310	227	203	313	15	176	18	18	72.524%
166 +	NEW MARKET	10/8/2014	178	135	118	181	3	100	25	7	74.586%
199 +	WOODSTOCK	10/1/2014	492	333	322	496	1	279	25	28	67.137%
<b>CDR: F. HILLYARD(77)</b>			2139	1511	1405	2161	37	1198	162	114	69.921%

**NORTHERN REGION-- SIXTEENTH DISTRICT-- (16 Posts)**

Post	Location	Last Transmittal	Prior Year Mbrs	Curr Year Mbrs	11/5/2014 65% Target Goal	Curr Year Goal	New Mbrs	Ren Mbrs	Paid Up For Life	On-line	Per Cent of Goal
10	MANASSAS	10/1/2014	786	506	514	791	22	303	80	101	63.970%
28	DUMFRIES	10/8/2014	347	217	228	350	7	144	39	27	62.000%
34	LEESBURG	9/18/2014	87	57	58	89	0	32	16	9	64.045%



**NORTHERN REGION-- SIXTEENTH DISTRICT-- (16 Posts)**

Post	Location	Last Transmittal	Prior Year Mbrs	Curr Year Mbrs	11/5/2014 65% Target Goal	Curr Year Goal	New Mbrs	Ren Mbrs	Paid Up For Life	On-line	Per Cent of Goal
72 +	WARRENTON	10/8/2014	485	339	318	489	11	227	47	54	69.325%
114	MANASSAS	9/18/2014	77	30	51	79	0	15	11	4	37.975%
150 +	STERLING PARK	9/9/2014	106	78	70	108	0	51	11	16	72.222%
158	MANASSAS	10/8/2014	35	21	23	36	0	12	7	2	58.333%
247 +	REMINGTON	9/24/2014	57	55	38	58	8	27	15	5	94.828%
290 +	STAFFORD	10/1/2014	654	442	428	659	13	288	69	72	67.071%
293	PURCELLVILLE	10/1/2014	234	136	154	237	1	98	16	21	57.384%
295 +	MIDDLEBURG	10/8/2014	32	28	21	33	3	22	1	2	84.848%
330 +	CULPEPER	10/8/2014	217	147	143	220	4	98	28	17	66.818%
360	WARRENTON	9/24/2014	29	15	20	30	0	7	7	1	50.000%
364	WOODBIDGE	10/1/2014	953	581	623	958	15	337	131	98	60.647%
1799 +	HAYMARKET	10/8/2014	132	88	87	134	1	39	10	38	65.672%
2001 +	ASHBURN	10/8/2014	62	47	41	63	4	16	10	17	74.603%
<b>CDR: ROBERT YOWELL(247)</b>			4293	2787	2817	4334	89	1716	498	484	64.305%

**NORTHERN REGION-- SEVENTEENTH DISTRICT-- (18 Posts)**

Post	Location	Last Transmittal	Prior Year Mbrs	Curr Year Mbrs	11/5/2014 65% Target Goal	Curr Year Goal	New Mbrs	Ren Mbrs	Paid Up For Life	On-line	Per Cent of Goal
24 +	ALEXANDRIA	10/8/2014	742	501	486	747	26	219	84	172	67.068%
44	ARLINGTON	8/21/2014	96	43	64	98	0	22	15	6	43.878%
85 +	ARLINGTON	10/8/2014	199	148	131	202	7	110	18	13	73.267%
123 +	GREENSPRING	10/8/2014	56	51	37	57	6	32	11	2	89.474%
129	ALEXANDRIA	9/17/2014	39	10	26	40	0	6	3	1	25.000%
130	FALLS CHURCH	9/24/2014	184	121	122	187	11	73	25	12	64.706%
139	ARLINGTON	9/18/2014	557	221	365	561	0	142	43	36	39.394%
162	LORTON	10/1/2014	487	276	319	491	5	191	31	49	56.212%
176	SPRINGFIELD	10/8/2014	1389	856	906	1394	34	532	147	143	61.406%
177	FAIRFAX	10/1/2014	974	611	636	979	22	379	114	96	62.411%
180	VIENNA	10/8/2014	793	445	519	798	5	285	79	76	55.764%
184 +	HERNDON	10/1/2014	239	172	157	242	0	104	39	29	71.074%
194 +	ARLINGTON	10/8/2014	54	42	36	55	2	29	10	1	76.364%
225	FALLS CHURCH	8/1/2014	39	11	26	40	0	0	9	2	27.500%
270	McLEAN	10/8/2014	367	208	241	370	3	127	51	27	56.216%
1775	FORT BELVOIR	8/20/2014	76	16	51	78	0	0	13	3	20.513%
1976	ANNANDALE	10/1/2014	405	245	266	409	11	163	30	41	59.902%
1995 +	CENTREVILLE	10/1/2014	151	104	99	153	1	62	25	16	67.974%
<b>CDR: C. CREDITT(129)</b>			6847	4081	4486	6901	133	2476	747	725	59.136%



**WESTERN REGION-- FIFTH DISTRICT-- (14 Posts)**

Post	Location	Last Transmittal	Prior Year Mbrs	Curr Year Mbrs	11/5/2014 65% Target Goal	Curr Year Goal	New Mbrs	Ren Mbrs	Paid Up For Life	On-line	Per Cent of Goal
8 +	SOUTH BOSTON	9/24/2014	320	221	210	323	4	192	18	7	68.421%
32	FARMVILLE	7/21/2014	20	1	14	21	0	0	1	0	4.762%
40	BLACKSTONE	7/21/2014	4	3	10	16	0	0	3	0	18.750%
43 +	CHASE CITY	9/24/2014	131	91	86	133	0	82	6	3	68.421%
45 +	CLARKSVILLE	9/18/2014	62	45	41	63	0	27	5	13	71.429%
50	CREWE	10/8/2014	68	38	45	69	4	22	3	9	55.072%
65 +	LAWRENCEVILLE	9/24/2014	14	10	10	16	6	4	0	0	62.500%
79 +	SOUTH HILL	10/8/2014	468	341	307	472	11	287	12	31	72.246%
94 *	ALBERTA	8/6/2014	10	11	10	16	2	8	1	0	68.750%
99	HALIFAX	9/24/2014	187	108	124	190	15	84	7	2	56.842%
102	VICTORIA		1		10	16					
147 +	KENBRIDGE	10/1/2014	42	36	28	43	0	22	11	3	83.721%
260	KEYSVILLE	9/9/2014	129	78	85	131	0	70	2	6	59.542%
342	VOLENS	8/12/2014	27	15	18	28	0	15	0	0	53.571%
<b>CDR: TOM HART(147)</b>			1483	998	999	1537	42	813	69	74	64.932%

**WESTERN REGION-- SIXTH DISTRICT-- (13 Posts)**

Post	Location	Last Transmittal	Prior Year Mbrs	Curr Year Mbrs	11/5/2014 65% Target Goal	Curr Year Goal	New Mbrs	Ren Mbrs	Paid Up For Life	On-line	Per Cent of Goal
6 +	ROCKY MOUNT	9/24/2014	141	99	93	143	1	88	7	3	69.231%
11	BASSETT	10/1/2014	83	20	55	85	0	8	4	8	23.529%
29	DANVILLE	10/8/2014	211	108	139	214	2	95	5	6	50.467%
42 +	MARTINSVILLE	10/1/2014	101	90	67	103	4	74	10	2	87.379%
47 +	CHATHAM	9/18/2014	25	17	17	26	2	11	0	4	65.385%
78 +	MARTINSVILLE	10/8/2014	195	131	129	198	2	119	6	4	66.162%
96 +	CALLAWAY	9/9/2014	15	14	10	16	0	13	0	1	87.500%
105 +	STUART	10/1/2014	84	61	56	86	1	52	6	2	70.930%
111 +	ROCKY MOUNT	9/15/2014	39	32	26	40	0	17	13	2	80.000%
127 +	FLOYD	10/1/2014	85	62	57	87	1	49	11	1	71.264%
232 +	GRETNA	9/17/2014	75	65	49	76	3	56	3	3	85.526%
325 +	DANVILLE	10/1/2014	353	254	231	356	3	223	20	8	71.348%
1097 +	DANVILLE	10/8/2014	378	253	248	382	14	188	30	21	66.230%
<b>CDR: ROB PHELPS(325)</b>			1785	1206	1178	1812	33	993	115	65	66.556%

**WESTERN REGION-- SEVENTH DISTRICT-- (9 Posts)**

Post	Location	Last Transmittal	Prior Year Mbrs	Curr Year Mbrs	11/5/2014 65% Target Goal	Curr Year Goal	New Mbrs	Ren Mbrs	Paid Up For Life	On-line	Per Cent of Goal
7 +	PULASKI	10/1/2014	150	107	99	152	3	82	13	9	70.395%
9 +	WYTHEVILLE	9/24/2014	157	114	103	159	4	63	42	5	71.698%
18 +	MARION	10/1/2014	58	42	38	59	3	31	7	1	71.186%

**WESTERN REGION-- SEVENTH DISTRICT-- (9 Posts)**

Post	Location	Last Transmittal	Prior Year Mbrs	Curr Year Mbrs	11/5/2014 65% Target Goal	Curr Year Goal	New Mbrs	Ren Mbrs	Paid Up For Life	On-line	Per Cent of Goal
20 +	BLAND	9/24/2014	55	39	36	56	0	32	4	3	69.643%
58 +	DUBLIN	9/3/2014	43	37	29	44	1	30	1	5	84.091%
68	NARROWS	9/3/2014	127	81	84	129	2	56	23	0	62.791%
229 +	RURAL RETREAT	9/17/2014	154	111	101	156	0	66	36	9	71.154%
245 +	GALAX	10/1/2014	174	115	114	176	6	93	11	5	65.341%
311 +	PEMBROKE	10/1/2014	59	43	39	60	2	36	4	1	71.667%
<b>CDR: ART TERRILL(68)</b>			977	689	644	991	21	489	141	38	69.526%

**WESTERN REGION-- EIGHTH DISTRICT-- (13 Posts)**

Post	Location	Last Transmittal	Prior Year Mbrs	Curr Year Mbrs	11/5/2014 65% Target Goal	Curr Year Goal	New Mbrs	Ren Mbrs	Paid Up For Life	On-line	Per Cent of Goal
12 +	ABINGDON	9/9/2014	116	80	77	118	2	66	10	2	67.797%
14 +	POCAHONTAS	10/8/2014	97	73	64	99	0	63	6	4	73.737%
51	BRISTOL	7/17/2014	8	2	10	16	0	0	0	2	12.500%
122	BLUEFIELD	10/8/2014	33	20	22	34	0	17	3	0	58.824%
133	TAZEWELL	9/3/2014	116	75	77	118	2	61	10	2	63.559%
135	DAMASCUS	10/1/2014	42	25	28	43	1	22	2	0	58.140%
164 +	GRUNDY	10/1/2014	473	338	310	477	0	244	88	6	70.860%
185 +	JONESVILLE	9/17/2014	52	42	34	53	0	29	9	4	79.245%
208 +	LEBANON	9/24/2014	89	68	59	91	0	53	11	4	74.725%
227 +	CLINTWOOD	9/17/2014	27	21	18	28	0	15	4	2	75.000%
243	NORTON	10/1/2014	109	70	72	111	0	57	10	3	63.063%
265 +	GATE CITY	10/1/2014	108	72	72	110	4	61	1	6	65.455%
2000	HAYSI		1		10	16					
<b>CDR: DENNIS GILBERT(208)</b>			1271	886	854	1314	9	688	154	35	67.428%

**WESTERN REGION-- NINTH DISTRICT-- (10 Posts)**

Post	Location	Last Transmittal	Prior Year Mbrs	Curr Year Mbrs	11/5/2014 65% Target Goal	Curr Year Goal	New Mbrs	Ren Mbrs	Paid Up For Life	On-line	Per Cent of Goal
3 +	ROANOKE	10/8/2014	409	310	268	413	1	233	52	24	75.061%
4 +	COVINGTON	9/17/2014	75	54	49	76	0	43	7	4	71.053%
19	SALEM	8/20/2014	11	8	10	16	0	6	2	0	50.000%
30 +	RADFORD	9/15/2014	40	32	27	41	2	19	7	4	78.049%
59 +	CHRISTIANSBURG	10/8/2014	110	81	73	112	4	57	16	4	72.321%
80 +	VINTON	9/18/2014	104	79	69	106	0	62	13	4	74.528%
93 +	BUCHANAN	9/17/2014	63	52	42	64	2	38	7	5	81.250%
182 +	BLACKSBURG	9/17/2014	65	48	43	66	1	40	6	1	72.727%
240 +	TROUTVILLE	9/3/2014	28	28	19	29	2	13	12	1	96.552%
248 +	ROANOKE	10/1/2014	114	83	75	116	2	57	19	5	71.552%
<b>CDR: GARLAND LINKOUS(59)</b>			1019	775	675	1039	14	568	141	52	74.591%

**WESTERN REGION-- TENTH DISTRICT-- (11 Posts)**

Post	Location	Last Transmittal	Prior Year Mbrs	Curr Year Mbrs	11/5/2014 65% Target Goal	Curr Year Goal	New Mbrs	Ren Mbrs	Paid Up For Life	On-line	Per Cent of Goal
16	LYNCHBURG	10/8/2014	1066	692	696	1071	57	530	40	65	64.613%
17 +	LOVINGSTON	9/9/2014	47	37	31	48	3	27	5	2	77.083%
36	ALTAVISTA	8/12/2014	57	27	38	58	1	21	3	2	46.552%
52 +	BROOKNEAL	9/24/2014	47	32	31	48	0	31	1	0	66.667%
54 +	BEDFORD	10/8/2014	159	119	105	161	2	88	18	11	73.913%
62 +	SMITH MTN LAKE	9/2/2014	31	26	21	32	1	11	5	9	81.250%
104 +	APPOMATTOX	10/8/2014	202	137	133	205	0	115	17	5	66.829%
134 +	DILLWYN	10/8/2014	39	34	26	40	2	31	0	1	85.000%
217	BIG ISLAND	10/8/2014	26	17	18	27	0	15	1	1	62.963%
269 +	CUMBERLAND	9/9/2014	32	22	21	33	1	19	1	1	66.667%
274	MADISON HEIGHTS	9/3/2014	124	73	82	126	0	65	6	2	57.937%
<b>CDR: CHARLES PAYNE II(62)</b>			1830	1216	1202	1849	67	953	97	99	65.765%

**\* POSTS EQUALING OR SURPASSING THEIR PRIOR YEAR MEMBERSHIP**

**\*\*\* POSTS EQUALING OR SURPASSING THEIR CURRENT YEAR GOAL**

**+ POSTS EQUALING OR SURPASSING THEIR TARGET GOAL**