

Dept of Virginia 2014-2015

29 Oct 2014

Finishing First in the Membership Stakes

Welcome Back after a great Fall Conference. Excellent discussions all around.

All stables moved around 2% with Cardwell's Corral continuing to show how it's done. Linkous' 9th Trainers also start the post conference reporting at the head of the pack. Cdr Dudley's Fighting 13th made a big 3% jump trying to grab the gold ring but fell just short. Next week will be interesting.

Cdr McCall's Richmond Post 189 has joined the 100% circle along with the other Eastern Region Jockeys there. Hmmm, a pattern ??? Hope there are many more jockey moves for the 65% goal report next week. Think all Trainers can hit the goal.

Thanks to Dudley's 13th, Hillyard's 15th, Terrill's 7th for getting membership turn ins from all your jockeys in Oct Let's hope that all posts have turn ins in Nov.

Look at the Membership Plan for ideas. If you haven't read it, take a look at the Dept website at www.valegion.org

Lewis Field,
Department Track Announcer

65%

75%

North - AB Brown -68.2%


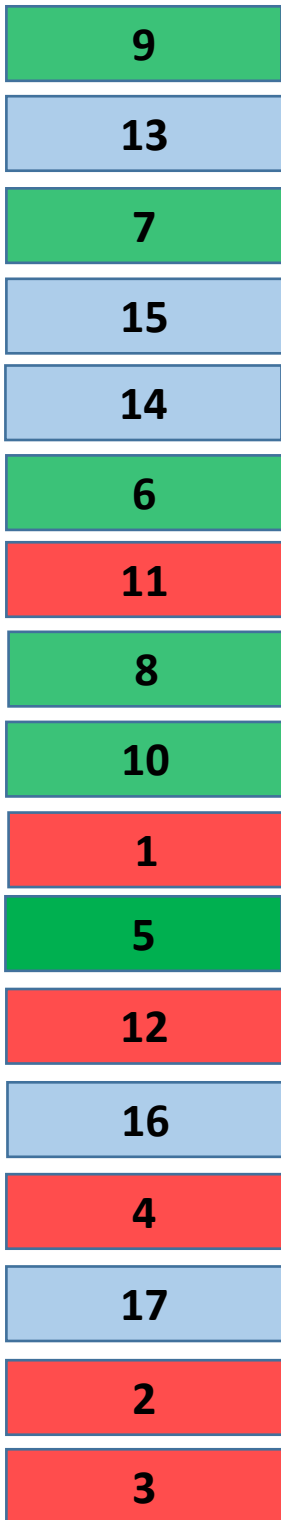
West - Robert Cardwell- 71.6%

East - Al Steward -66.1%


Trainers

Stable Owners

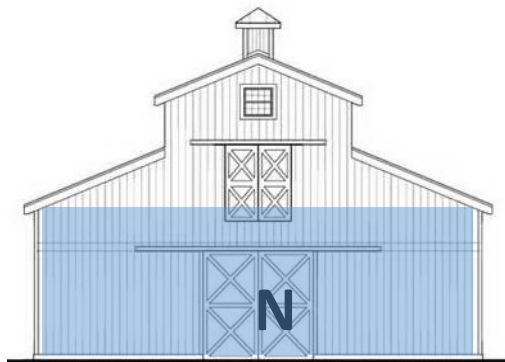
100% Jockeys



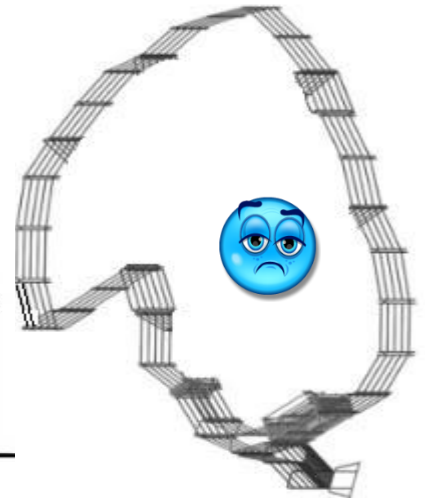
Cardwell's Corral



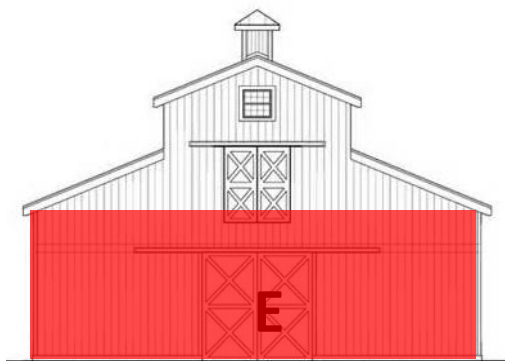
Here we sit



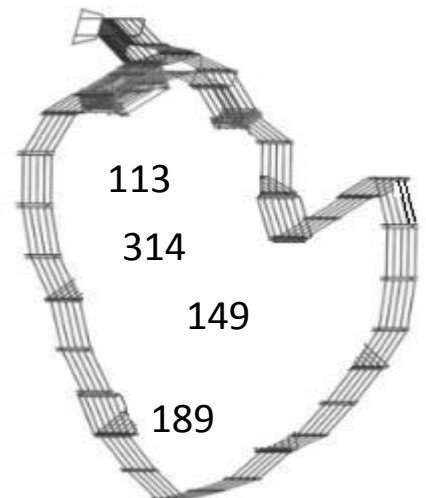
Brown's Bonanza



Still looking for company



Steward's Stables



THE AMERICAN LEGION
DEPARTMENT OF VIRGINIA
REGION AND DISTRICT STANDINGS
AS OF 10/29/2014

Regional Standings

Region	Stand-ings	Prior Year Mbrs	Curr Year Mbrs	Curr Year Goal	New Mbrs	Ren Mbrs	Paid Up For Life	Online	Per Cent of Goal
WESTERN	1	8365	6120	8542	213	4806	719	382	71.646%
NORTHERN	2	16286	11220	16453	454	7341	1813	1612	68.194%
EASTERN	3	12686	8504	12868	354	5939	1154	1057	66.086%

District Standings

District		Prior Year Mbrs	Curr Year Mbrs	Curr Year Goal	New Mbrs	Ren Mbrs	Paid Up For Life	Online	Per Cent of Goal
NINTH	1	1019	807	1039	18	596	141	52	77.671%
THIRTEENTH	2	1927	1487	1950	120	948	254	165	76.256%
SEVENTH	3	977	743	991	25	536	141	41	74.975%
FIFTEENTH	4	2139	1587	2161	40	1265	164	118	73.438%
FOURTEENTH	5	1080	809	1107	21	605	136	47	73.080%
SIXTH	6	1785	1294	1812	35	1075	116	68	71.413%
ELEVENTH	7	3103	2229	3144	70	1589	308	262	70.897%
EIGHTH	8	1271	925	1314	9	725	154	37	70.396%
TENTH	9	1830	1298	1849	79	1020	97	102	70.200%
FIRST	10	625	445	640	26	309	63	47	69.531%
FIFTH	11	1483	1053	1537	47	854	70	82	68.510%
TWELFTH	12	1691	1175	1721	47	794	161	173	68.274%
SIXTEENTH	13	4293	2934	4334	115	1813	503	503	67.697%
FOURTH	14	1642	1125	1667	42	877	122	84	67.487%
SEVENTEENTH	15	6847	4403	6901	158	2710	756	779	63.802%
SECOND	16	2736	1726	2773	93	1189	166	278	62.243%
THIRD	17	2889	1804	2923	76	1181	334	213	61.717%
TRADITIONAL:		37337	25844	37863	1021	18086	3686	3051	68.257%
POST 141:		7963	6090	9236	42	4624	452	972	65.938%
CYBERPOST 1919:		0	0	1	0	0	0		0.000%
SUBTOTAL:		45300	31934	47100	1063	22710	4138	4023	67.800%
NEW DMS:			0	0					
OVERALL TOTAL			31934	47100					

YEAR TO DATE TOTALS AND SUMMARY

CURRENT YEAR GOAL:	47100
MEMBERSHIP AS OF 10/29/2014 :	31934
REMAINDER TO MEET GOAL:	15166

EASTERN REGION-- FIRST DISTRICT-- (4 Posts)

Post	Location	Last Transmittal	Prior Year Mbrs	Curr Year Mbrs	11/5/2014 65% Target Goal	Curr Year Goal	New Mbrs	Ren Mbrs	Paid Up For Life	On-line	Per Cent of Goal
56 +	NORTHAMPTON	10/29/2014	231	174	152	234	7	125	15	27	74.359%
100 +	PARKSLEY	10/29/2014	15	14	10	16	2	10	2	0	87.500%
101	ONANCOCK	10/9/2014	15	11	15	23	0	0	11	0	47.826%
159 +	CHINCOTEAGUE	10/22/2014	364	246	239	367	17	174	35	20	67.030%
CDR: RALPH ORZO(56)			625	445	416	640	26	309	63	47	69.531%

EASTERN REGION-- SECOND DISTRICT-- (14 Posts)

Post	Location	Last Transmittal	Prior Year Mbrs	Curr Year Mbrs	11/5/2014 65% Target Goal	Curr Year Goal	New Mbrs	Ren Mbrs	Paid Up For Life	On-line	Per Cent of Goal
5 +	NORFOLK	10/29/2014	190	126	125	193	9	102	3	12	65.285%
35 +	NORFOLK	10/22/2014	91	62	60	93	1	40	5	16	66.667%
37	PORTSMOUTH	8/6/2014	9	6	10	16	0	5	0	1	37.500%
60 +	NORFOLK	9/10/2014	47	42	31	48	6	26	3	7	87.500%
81 +	VIRGINIA BEACH	9/3/2014	13	11	10	16	0	9	2	0	68.750%
110 +	VIRGINIA BEACH	9/18/2014	342	224	224	345	3	142	40	39	64.928%
113 ***	PRINCESS ANNE	9/9/2014	49	52	33	50	3	43	4	2	104.000%
118	NORFOLK	9/3/2014	27	17	18	28	0	11	4	2	60.714%
190	PORTSMOUTH	10/15/2014	299	111	196	302	5	86	6	14	36.755%
204 +	NORFOLK	10/22/2014	53	39	35	54	0	35	1	3	72.222%
280	CHESAPEAKE	10/16/2014	431	274	283	435	9	168	27	70	62.989%
310 +	CHURCHLAND	10/16/2014	74	67	49	75	1	46	7	13	89.333%
327 +	NORFOLK	10/29/2014	1023	669	668	1028	54	455	63	97	65.078%
1992	VIRGINIA BEACH	10/8/2014	88	26	59	90	2	21	1	2	28.889%
CDR: ROD. DRUMMOND(5)			2736	1726	1802	2773	93	1189	166	278	62.243%

EASTERN REGION-- THIRD DISTRICT-- (17 Posts)

Post	Location	Last Transmittal	Prior Year Mbrs	Curr Year Mbrs	11/5/2014 65% Target Goal	Curr Year Goal	New Mbrs	Ren Mbrs	Paid Up For Life	On-line	Per Cent of Goal
25 +	NEWPORT NEWS	10/29/2014	332	223	218	335	9	166	28	20	66.567%
31 +	HAMPTON	10/29/2014	85	64	57	87	2	41	15	6	73.563%
39 +	WILLIAMSBURG	10/29/2014	102	82	68	104	2	58	9	13	78.846%
48 +	HAMPTON	10/8/2014	114	76	75	116	1	32	34	9	65.517%
61	CHARLES CITY	10/29/2014	42	25	28	43	1	22	1	1	58.140%
67	HAMPTON	10/29/2014	164	101	108	166	4	65	24	8	60.843%
75	GLOUCESTER	10/29/2014	193	120	127	196	5	67	30	18	61.224%
83 +	MATHEWS	10/29/2014	183	124	121	186	2	94	16	12	66.667%
165 +	YORKTOWN	8/12/2014	22	15	15	23	0	8	6	1	65.217%
172 +	WEST POINT	10/29/2014	34	25	23	35	2	20	1	2	71.429%
255	NEWPORT NEWS	10/22/2014	97	61	64	99	2	47	3	9	61.616%
273 +	POQUOSON	10/22/2014	122	84	81	124	1	45	29	9	67.742%

EASTERN REGION-- THIRD DISTRICT-- (17 Posts)

Post	Location	Last Transmittal	Prior Year Mbrs	Curr Year Mbrs	11/5/2014 65% Target Goal	Curr Year Goal	New Mbrs	Ren Mbrs	Paid Up For Life	On-line	Per Cent of Goal
314 ***	AYLETT	9/24/2014	23	27	16	24	5	6	15	1	112.500%
368	NEWPORT NEWS	10/16/2014	1218	672	795	1223	38	445	105	84	54.947%
1776 +	WILLIAMSBURG	10/22/2014	94	80	62	96	2	58	6	14	83.333%
1991	TABB	8/1/2014	27	7	18	28	0	0	3	4	25.000%
1997	HAMPTON	9/18/2014	37	18	25	38	0	7	9	2	47.368%
CDR: FLOYD BROWN(31)			2889	1804	1900	2923	76	1181	334	213	61.717%

EASTERN REGION-- FOURTH DISTRICT-- (14 Posts)

Post	Location	Last Transmittal	Prior Year Mbrs	Curr Year Mbrs	11/5/2014 65% Target Goal	Curr Year Goal	New Mbrs	Ren Mbrs	Paid Up For Life	On-line	Per Cent of Goal
2	PETERSBURG	10/16/2014	408	209	268	412	6	149	25	29	50.728%
46 +	EMPORIA	10/29/2014	55	37	36	56	2	31	3	1	66.071%
49	SMITHFIELD	10/29/2014	182	118	120	185	1	87	19	11	63.784%
57 +	SUFFOLK	10/29/2014	101	69	67	103	3	58	4	4	66.990%
73 +	FRANKLIN	10/8/2014	119	85	79	121	1	71	11	2	70.248%
88 +	SUFFOLK	10/29/2014	72	57	47	73	6	43	4	4	78.082%
120 +	DISPUTANTA	10/29/2014	153	105	101	155	5	68	18	14	67.742%
146 +	HOPEWELL	10/29/2014	347	267	228	350	8	214	32	13	76.286%
149 *	DINWIDDIE	10/1/2014	26	27	18	27	0	25	1	1	100.000%
151 +	EMPORIA	7/16/2014	76	76	51	78	4	72	0	0	97.436%
160 +	SURRY	10/8/2014	35	31	23	36	2	24	2	3	86.111%
191	WAVERLY	9/24/2014	29	10	20	30	0	9	1	0	33.333%
264 +	JARRATT	9/18/2014	19	17	13	20	1	12	2	2	85.000%
276 +	BOYKINS	10/1/2014	20	17	14	21	3	14	0	0	80.952%
CDR: JAMES ROVINSKI(120)			1642	1125	1084	1667	42	877	122	84	67.487%

EASTERN REGION-- ELEVENTH DISTRICT-- (20 Posts)

Post	Location	Last Transmittal	Prior Year Mbrs	Curr Year Mbrs	11/5/2014 65% Target Goal	Curr Year Goal	New Mbrs	Ren Mbrs	Paid Up For Life	On-line	Per Cent of Goal
1	RICHMOND	10/1/2014	92	55	61	94	4	32	12	7	58.511%
38	RICHMOND	8/12/2014	22	14	15	23	0	13	1	0	60.870%
84 +	RICHMOND	10/29/2014	139	101	92	141	2	66	25	8	71.631%
87	AMELIA	10/16/2014	85	47	57	87	1	27	17	2	54.023%
91 +	CHESTERFIELD	10/8/2014	12	10	10	16	0	4	3	3	62.500%
108	RICHMOND	10/1/2014	43	26	29	44	0	22	3	1	59.091%
125	RICHMOND	10/29/2014	146	81	96	148	1	69	5	6	54.730%
136 +	ETTRICK	10/8/2014	30	21	20	31	0	21	0	0	67.742%
137 +	RICHMOND	10/29/2014	203	141	134	206	4	103	21	13	68.447%
144 +	HIGHLAND SPRINGS	10/29/2014	222	158	146	225	10	112	18	18	70.222%
186 +	MIDLOTHIAN	10/29/2014	352	272	231	355	12	191	24	45	76.620%

EASTERN REGION-- ELEVENTH DISTRICT-- (20 Posts)

Post	Location	Last Transmittal	Prior Year Mbrs	Curr Year Mbrs	11/5/2014 65% Target Goal	Curr Year Goal	New Mbrs	Ren Mbrs	Paid Up For Life	On-line	Per Cent of Goal
189 ***	RICHMOND	10/29/2014	31	33	21	32	5	17	10	1	103.125%
201 +	POWHATAN	9/24/2014	101	80	67	103	0	49	16	15	77.670%
210	RICHMOND	10/8/2014	29	13	20	30	1	9	2	1	43.333%
233 +	RICHMOND	10/22/2014	57	51	38	58	2	38	5	6	87.931%
242 +	SANDSTON	9/24/2014	93	65	62	95	0	53	10	2	68.421%
244 +	GLEN ALLEN	10/22/2014	143	110	94	145	1	91	8	10	75.862%
284 +	COLONIAL HEIGHTS	10/29/2014	1123	831	733	1128	21	580	122	108	73.670%
354	RICHMOND	10/1/2014	126	78	83	128	6	59	2	11	60.938%
361 +	RICHMOND	10/8/2014	54	42	36	55	0	33	4	5	76.364%
CDR: CHUCK TALLEY(144)			3103	2229	2044	3144	70	1589	308	262	70.897%

EASTERN REGION-- TWELFTH DISTRICT-- (13 Posts)

Post	Location	Last Transmittal	Prior Year Mbrs	Curr Year Mbrs	11/5/2014 65% Target Goal	Curr Year Goal	New Mbrs	Ren Mbrs	Paid Up For Life	On-line	Per Cent of Goal
55	FREDERICKSBURG	10/15/2014	161	102	106	163	3	73	16	10	62.577%
64 +	TAPPAHANNOCK	9/24/2014	57	45	38	58	1	36	3	5	77.586%
82 +	SALUDA	10/29/2014	29	23	20	30	5	8	7	3	76.667%
86 +	KILMARNOCK	10/29/2014	122	96	81	124	3	69	13	11	77.419%
89 +	KING GEORGE	10/29/2014	212	149	140	215	7	83	27	32	69.302%
117	REEDVILLE	10/22/2014	198	116	131	201	2	95	11	8	57.711%
148 +	COLONIAL BEACH	10/29/2014	243	170	160	246	11	120	14	25	69.106%
221	CAROLINE COUNTY	10/16/2014	60	35	40	61	1	19	8	7	57.377%
241	STORMONT	10/15/2014	9	9	10	16	0	8	0	1	56.250%
252 +	MONTROSS	10/16/2014	62	47	41	63	0	27	9	11	74.603%
320 +	SPOTSYLVANIA	10/16/2014	464	323	304	468	11	205	50	57	69.017%
329 +	DAHLGREN	10/29/2014	43	39	29	44	0	39	0	0	88.636%
401 +	WARSAW	9/24/2014	31	21	21	32	3	12	3	3	65.625%
CDR: RON CURLINGS(221)			1691	1175	1119	1721	47	794	161	173	68.274%

NORTHERN REGION-- THIRTEENTH DISTRICT-- (10 Posts)

Post	Location	Last Transmittal	Prior Year Mbrs	Curr Year Mbrs	11/5/2014 65% Target Goal	Curr Year Goal	New Mbrs	Ren Mbrs	Paid Up For Life	On-line	Per Cent of Goal
74 +	CHARLOTTESVILLE	10/22/2014	722	549	473	727	34	336	131	48	75.516%
90 +	BEAVERDAM	10/22/2014	35	27	23	36	2	17	4	4	75.000%
116 +	LOUISA	10/29/2014	91	91	60	93	11	51	12	17	97.849%
128 +	STANARDSVILLE	10/16/2014	87	70	58	89	8	51	3	8	78.652%
156 +	ORANGE	10/29/2014	207	156	137	210	7	121	17	11	74.286%
157 +	MADISON	10/29/2014	139	94	92	141	13	50	20	11	66.667%
175 +	MECHANICSVILLE	10/29/2014	314	229	206	317	18	156	23	32	72.240%
206	ASHLAND	10/8/2014	43	28	29	44	1	23	3	1	63.636%

NORTHERN REGION-- THIRTEENTH DISTRICT-- (10 Posts)

Post	Location	Last Transmittal	Prior Year Mbrs	Curr Year Mbrs	11/5/2014 65% Target Goal	Curr Year Goal	New Mbrs	Ren Mbrs	Paid Up For Life	On-line	Per Cent of Goal
215 +	GOOCHLAND	10/15/2014	138	97	91	140	8	55	22	12	69.286%
2003 +	FLUVANNA COUNTY	10/29/2014	151	146	99	153	18	88	19	21	95.425%
CDR: JOE DUDLEY(2003)			1927	1487	1268	1950	120	948	254	165	76.256%

NORTHERN REGION-- FOURTEENTH DISTRICT-- (11 Posts)

Post	Location	Last Transmittal	Prior Year Mbrs	Curr Year Mbrs	11/5/2014 65% Target Goal	Curr Year Goal	New Mbrs	Ren Mbrs	Paid Up For Life	On-line	Per Cent of Goal
13 +	STAUNTON	10/1/2014	181	134	120	184	2	105	20	7	72.826%
27 +	DAYTON	10/22/2014	249	199	164	252	3	150	34	12	78.968%
76	HARRISONBURG	9/2/2014	47	25	31	48	0	19	5	1	52.083%
92 +	BATH COUNTY	8/12/2014	19	13	13	20	0	10	3	0	65.000%
126 +	BUENA VISTA	10/8/2014	99	75	66	101	0	62	9	4	74.257%
155	HIGHLAND	9/24/2014	8	4	10	16	0	3	1	0	25.000%
188	HARRISONBURG	10/29/2014	227	149	150	230	11	118	12	8	64.783%
222 +	ELKTON	9/17/2014	19	18	13	20	0	17	0	1	90.000%
278 +	PLAINS DISTRICT	9/17/2014	21	19	14	22	1	7	11	0	86.364%
291 +	LEXINGTON	10/22/2014	21	15	14	22	0	14	0	1	68.182%
340 +	EAST AUGUSTA COU	10/22/2014	189	158	125	192	4	100	41	13	82.292%
CDR: EDDIE HUMES(188)			1080	809	720	1107	21	605	136	47	73.080%

NORTHERN REGION-- FIFTEENTH DISTRICT-- (7 Posts)

Post	Location	Last Transmittal	Prior Year Mbrs	Curr Year Mbrs	11/5/2014 65% Target Goal	Curr Year Goal	New Mbrs	Ren Mbrs	Paid Up For Life	On-line	Per Cent of Goal
21 +	WINCHESTER	10/29/2014	501	361	328	505	8	300	31	22	71.485%
22 +	LURAY	10/29/2014	77	63	51	79	2	43	16	2	79.747%
41 +	BERRYVILLE	10/16/2014	175	162	115	177	2	130	8	22	91.525%
53 +	FRONT ROYAL	10/29/2014	406	274	267	410	6	209	41	18	66.829%
77 +	STRASBURG	10/29/2014	310	244	203	313	17	190	18	19	77.955%
166 +	NEW MARKET	10/8/2014	178	135	118	181	3	100	25	7	74.586%
199 +	WOODSTOCK	10/22/2014	492	348	322	496	2	293	25	28	70.161%
CDR: F. HILLYARD(77)			2139	1587	1405	2161	40	1265	164	118	73.438%

NORTHERN REGION-- SIXTEENTH DISTRICT-- (16 Posts)

Post	Location	Last Transmittal	Prior Year Mbrs	Curr Year Mbrs	11/5/2014 65% Target Goal	Curr Year Goal	New Mbrs	Ren Mbrs	Paid Up For Life	On-line	Per Cent of Goal
10 +	MANASSAS	10/29/2014	786	549	514	791	31	328	83	107	69.406%
28 +	DUMFRIES	10/22/2014	347	228	228	350	13	148	39	28	65.143%
34 +	LEESBURG	10/16/2014	87	58	58	89	0	32	16	10	65.169%
72 +	WARRENTON	10/29/2014	485	345	318	489	12	231	47	55	70.552%

NORTHERN REGION-- SIXTEENTH DISTRICT-- (16 Posts)

Post	Location	Last Transmittal	Prior Year Mbrs	Curr Year Mbrs	11/5/2014 65% Target Goal	Curr Year Goal	New Mbrs	Ren Mbrs	Paid Up For Life	On-line	Per Cent of Goal
114	MANASSAS	10/16/2014	77	31	51	79	0	15	11	5	39.241%
150 +	STERLING PARK	10/16/2014	106	82	70	108	0	53	12	17	75.926%
158	MANASSAS	10/8/2014	35	21	23	36	0	12	7	2	58.333%
247 +	REMINGTON	10/15/2014	57	57	38	58	9	28	15	5	98.276%
290 +	STAFFORD	10/29/2014	654	468	428	659	16	309	69	74	71.017%
293	PURCELLVILLE	10/16/2014	234	138	154	237	1	98	16	23	58.228%
295 +	MIDDLEBURG	10/8/2014	32	28	21	33	3	22	1	2	84.848%
330 +	CULPEPER	10/29/2014	217	150	143	220	5	100	28	17	68.182%
360	WARRENTON	9/24/2014	29	15	20	30	0	7	7	1	50.000%
364 +	WOODBIDGE	10/16/2014	953	624	623	958	18	373	131	102	65.136%
1799 +	HAYMARKET	10/15/2014	132	90	87	134	1	41	10	38	67.164%
2001 +	ASHBURN	10/22/2014	62	50	41	63	6	16	11	17	79.365%
CDR: ROBERT YOWELL(247)			4293	2934	2817	4334	115	1813	503	503	67.697%

NORTHERN REGION-- SEVENTEENTH DISTRICT-- (18 Posts)

Post	Location	Last Transmittal	Prior Year Mbrs	Curr Year Mbrs	11/5/2014 65% Target Goal	Curr Year Goal	New Mbrs	Ren Mbrs	Paid Up For Life	On-line	Per Cent of Goal
24 +	ALEXANDRIA	10/22/2014	742	532	486	747	27	236	85	184	71.218%
44	ARLINGTON	8/21/2014	96	43	64	98	0	22	15	6	43.878%
85 +	ARLINGTON	10/29/2014	199	159	131	202	11	116	18	14	78.713%
123 +	GREENSPRING	10/29/2014	56	53	37	57	6	34	11	2	92.982%
129	ALEXANDRIA	9/17/2014	39	10	26	40	0	6	3	1	25.000%
130 +	FALLS CHURCH	10/29/2014	184	132	122	187	11	78	27	16	70.588%
139	ARLINGTON	9/18/2014	557	221	365	561	0	142	43	36	39.394%
162	LORTON	10/16/2014	487	279	319	491	5	191	31	52	56.823%
176 +	SPRINGFIELD	10/29/2014	1389	940	906	1394	46	591	152	151	67.432%
177 +	FAIRFAX	10/29/2014	974	670	636	979	24	424	115	107	68.437%
180	VIENNA	10/29/2014	793	503	519	798	10	331	79	83	63.033%
184 +	HERNDON	10/1/2014	239	172	157	242	0	104	39	29	71.074%
194 +	ARLINGTON	10/29/2014	54	45	36	55	3	31	10	1	81.818%
225	FALLS CHURCH	10/16/2014	39	24	26	40	0	12	9	3	60.000%
270	McLEAN	10/16/2014	367	217	241	370	3	135	51	28	58.649%
1775	FORT BELVOIR	10/16/2014	76	18	51	78	0	0	13	5	23.077%
1976 +	ANNANDALE	10/29/2014	405	275	266	409	11	191	30	43	67.237%
1995 +	CENTREVILLE	10/29/2014	151	110	99	153	1	66	25	18	71.895%
CDR: C. CREDITT(129)			6847	4403	4486	6901	158	2710	756	779	63.802%

WESTERN REGION-- FIFTH DISTRICT-- (14 Posts)

Post	Location	Last Transmittal	Prior Year Mbrs	Curr Year Mbrs	11/5/2014 65% Target Goal	Curr Year Goal	New Mbrs	Ren Mbrs	Paid Up For Life	On-line	Per Cent of Goal
------	----------	------------------	-----------------	----------------	---------------------------	----------------	----------	----------	------------------	---------	------------------

WESTERN REGION-- FIFTH DISTRICT-- (14 Posts)

Post	Location	Last Transmittal	Prior Year Mbrs	Curr Year Mbrs	11/5/2014 65% Target Goal	Curr Year Goal	New Mbrs	Ren Mbrs	Paid Up For Life	On-line	Per Cent of Goal
8 +	SOUTH BOSTON	10/29/2014	320	245	210	323	4	214	18	9	75.851%
32	FARMVILLE	7/21/2014	20	1	14	21	0	0	1	0	4.762%
40	BLACKSTONE	7/21/2014	4	3	10	16	0	0	3	0	18.750%
43 +	CHASE CITY	10/16/2014	131	93	86	133	0	82	7	4	69.925%
45 +	CLARKSVILLE	10/15/2014	62	50	41	63	2	30	5	13	79.365%
50 +	CREWE	10/29/2014	68	46	45	69	4	28	3	11	66.667%
65 +	LAWRENCEVILLE	9/24/2014	14	10	10	16	6	4	0	0	62.500%
79 +	SOUTH HILL	10/16/2014	468	343	307	472	11	287	12	33	72.669%
94 *	ALBERTA	8/6/2014	10	11	10	16	2	8	1	0	68.750%
99	HALIFAX	10/22/2014	187	119	124	190	18	92	7	2	62.632%
102	VICTORIA		1		10	16					
147 +	KENBRIDGE	10/16/2014	42	37	28	43	0	22	11	4	86.047%
260	KEYSVILLE	9/9/2014	129	78	85	131	0	70	2	6	59.542%
342	VOLENS	10/22/2014	27	17	18	28	0	17	0	0	60.714%
CDR: TOM HART(147)			1483	1053	999	1537	47	854	70	82	68.510%

WESTERN REGION-- SIXTH DISTRICT-- (13 Posts)

Post	Location	Last Transmittal	Prior Year Mbrs	Curr Year Mbrs	11/5/2014 65% Target Goal	Curr Year Goal	New Mbrs	Ren Mbrs	Paid Up For Life	On-line	Per Cent of Goal
6 +	ROCKY MOUNT	10/29/2014	141	108	93	143	1	97	7	3	75.524%
11	BASSETT	10/1/2014	83	20	55	85	0	8	4	8	23.529%
29	DANVILLE	10/22/2014	211	111	139	214	2	98	5	6	51.869%
42 +	MARTINSVILLE	10/15/2014	101	91	67	103	4	75	10	2	88.350%
47 +	CHATHAM	10/22/2014	25	19	17	26	2	13	0	4	73.077%
78 +	MARTINSVILLE	10/29/2014	195	141	129	198	2	128	6	5	71.212%
96 +	CALLAWAY	9/9/2014	15	14	10	16	0	13	0	1	87.500%
105 +	STUART	10/22/2014	84	64	56	86	2	53	6	3	74.419%
111 +	ROCKY MOUNT	10/16/2014	39	34	26	40	0	18	14	2	85.000%
127 +	FLOYD	10/29/2014	85	66	57	87	1	53	11	1	75.862%
232 +	GRETNA	10/29/2014	75	73	49	76	3	64	3	3	96.053%
325 +	DANVILLE	10/29/2014	353	281	231	356	3	249	20	9	78.933%
1097 +	DANVILLE	10/29/2014	378	272	248	382	15	206	30	21	71.204%
CDR: ROB PHELPS(325)			1785	1294	1178	1812	35	1075	116	68	71.413%

WESTERN REGION-- SEVENTH DISTRICT-- (9 Posts)

Post	Location	Last Transmittal	Prior Year Mbrs	Curr Year Mbrs	11/5/2014 65% Target Goal	Curr Year Goal	New Mbrs	Ren Mbrs	Paid Up For Life	On-line	Per Cent of Goal
7 +	PULASKI	10/29/2014	150	117	99	152	3	91	13	10	76.974%
9 +	WYTHEVILLE	10/29/2014	157	121	103	159	5	69	42	5	76.101%
18 +	MARION	10/29/2014	58	48	38	59	5	35	7	1	81.356%

WESTERN REGION-- SEVENTH DISTRICT-- (9 Posts)

Post	Location	Last Transmittal	Prior Year Mbrs	Curr Year Mbrs	11/5/2014 65% Target Goal	Curr Year Goal	New Mbrs	Ren Mbrs	Paid Up For Life	On-line	Per Cent of Goal
20 +	BLAND	10/16/2014	55	40	36	56	0	32	4	4	71.429%
58 +	DUBLIN	10/29/2014	43	42	29	44	1	35	1	5	95.455%
68 +	NARROWS	10/29/2014	127	94	84	129	2	69	23	0	72.868%
229 +	RURAL RETREAT	10/16/2014	154	115	101	156	0	69	36	10	73.718%
245 +	GALAX	10/15/2014	174	119	114	176	7	96	11	5	67.614%
311 +	PEMBROKE	10/22/2014	59	47	39	60	2	40	4	1	78.333%
CDR: ART TERRILL(68)			977	743	644	991	25	536	141	41	74.975%

WESTERN REGION-- EIGHTH DISTRICT-- (13 Posts)

Post	Location	Last Transmittal	Prior Year Mbrs	Curr Year Mbrs	11/5/2014 65% Target Goal	Curr Year Goal	New Mbrs	Ren Mbrs	Paid Up For Life	On-line	Per Cent of Goal
12 +	ABINGDON	10/22/2014	116	85	77	118	2	71	10	2	72.034%
14 +	POCAHONTAS	10/16/2014	97	74	64	99	0	63	6	5	74.747%
51	BRISTOL	7/17/2014	8	2	10	16	0	0	0	2	12.500%
122	BLUEFIELD	10/8/2014	33	20	22	34	0	17	3	0	58.824%
133	TAZEWELL	9/3/2014	116	75	77	118	2	61	10	2	63.559%
135	DAMASCUS	10/1/2014	42	25	28	43	1	22	2	0	58.140%
164 +	GRUNDY	10/29/2014	473	359	310	477	0	264	88	7	75.262%
185 +	JONESVILLE	10/29/2014	52	47	34	53	0	34	9	4	88.679%
208 +	LEBANON	10/29/2014	89	71	59	91	0	56	11	4	78.022%
227 +	CLINTWOOD	9/17/2014	27	21	18	28	0	15	4	2	75.000%
243	NORTON	10/1/2014	109	70	72	111	0	57	10	3	63.063%
265 +	GATE CITY	10/22/2014	108	76	72	110	4	65	1	6	69.091%
2000	HAYSI		1		10	16					
CDR: DENNIS GILBERT(208)			1271	925	854	1314	9	725	154	37	70.396%

WESTERN REGION-- NINTH DISTRICT-- (10 Posts)

Post	Location	Last Transmittal	Prior Year Mbrs	Curr Year Mbrs	11/5/2014 65% Target Goal	Curr Year Goal	New Mbrs	Ren Mbrs	Paid Up For Life	On-line	Per Cent of Goal
3 +	ROANOKE	10/22/2014	409	320	268	413	5	239	52	24	77.482%
4 +	COVINGTON	10/29/2014	75	58	49	76	0	47	7	4	76.316%
19	SALEM	8/20/2014	11	8	10	16	0	6	2	0	50.000%
30 +	RADFORD	9/15/2014	40	32	27	41	2	19	7	4	78.049%
59 +	CHRISTIANSBURG	10/8/2014	110	81	73	112	4	57	16	4	72.321%
80 +	VINTON	10/22/2014	104	88	69	106	0	71	13	4	83.019%
93 +	BUCHANAN	9/17/2014	63	52	42	64	2	38	7	5	81.250%
182 +	BLACKSBURG	10/29/2014	65	50	43	66	1	42	6	1	75.758%
240 +	TROUTVILLE	9/3/2014	28	28	19	29	2	13	12	1	96.552%
248 +	ROANOKE	10/29/2014	114	90	75	116	2	64	19	5	77.586%
CDR: GARLAND LINKOUS(59)			1019	807	675	1039	18	596	141	52	77.671%

WESTERN REGION-- TENTH DISTRICT-- (11 Posts)

Post	Location	Last Transmittal	Prior Year Mbrs	Curr Year Mbrs	11/5/2014 65% Target Goal	Curr Year Goal	New Mbrs	Ren Mbrs	Paid Up For Life	On-line	Per Cent of Goal
16 +	LYNCHBURG	10/22/2014	1066	746	696	1071	68	571	40	67	69.655%
17 +	LOVINGSTON	10/29/2014	47	41	31	48	3	31	5	2	85.417%
36	ALTAVISTA	8/12/2014	57	27	38	58	1	21	3	2	46.552%
52 +	BROOKNEAL	10/29/2014	47	38	31	48	0	37	1	0	79.167%
54 +	BEDFORD	10/29/2014	159	126	105	161	2	95	18	11	78.261%
62 +	SMITH MTN LAKE	9/2/2014	31	26	21	32	1	11	5	9	81.250%
104 +	APPOMATTOX	10/16/2014	202	138	133	205	0	115	17	6	67.317%
134 +	DILLWYN	10/8/2014	39	34	26	40	2	31	0	1	85.000%
217	BIG ISLAND	10/8/2014	26	17	18	27	0	15	1	1	62.963%
269 +	CUMBERLAND	10/15/2014	32	25	21	33	2	21	1	1	75.758%
274	MADISON HEIGHTS	10/29/2014	124	80	82	126	0	72	6	2	63.492%
CDR: CHARLES PAYNE II(62)			1830	1298	1202	1849	79	1020	97	102	70.200%

*** POSTS EQUALING OR SURPASSING THEIR PRIOR YEAR MEMBERSHIP**

***** POSTS EQUALING OR SURPASSING THEIR CURRENT YEAR GOAL**

+ POSTS EQUALING OR SURPASSING THEIR TARGET GOAL