

Dept of Virginia 2014-2015

5 Nov 2014

Finishing First in the Membership Stakes

Outstanding job as we pass the 5 Nov goal with some great moves and excellent

Brown's Bonanza has finally broken the stranglehold Steward's Stable has had on 100% jockeys. Congrats to Cdr Alvarez of Post 116 and Cdr Scannon of Post 247 and their teams for hitting 100% or more.

While the 9th and 13th continue to fight at the front of the pack, the 4th and Cdr Rovinski's trainers made a major 6 place move gaining 5%.

15 of 17 Districts are above the Nov goal with 11/15 above 70% with 3 more just a hair below. Excellent work and efforts going on all around.

Keep working the renewals. Remind folks what your post is doing and how their membership helps keep that going at the Post, Department and Nation.

Lewis Field,
Department Track Announcer

65%

75%

North - AB Brown -70.1%


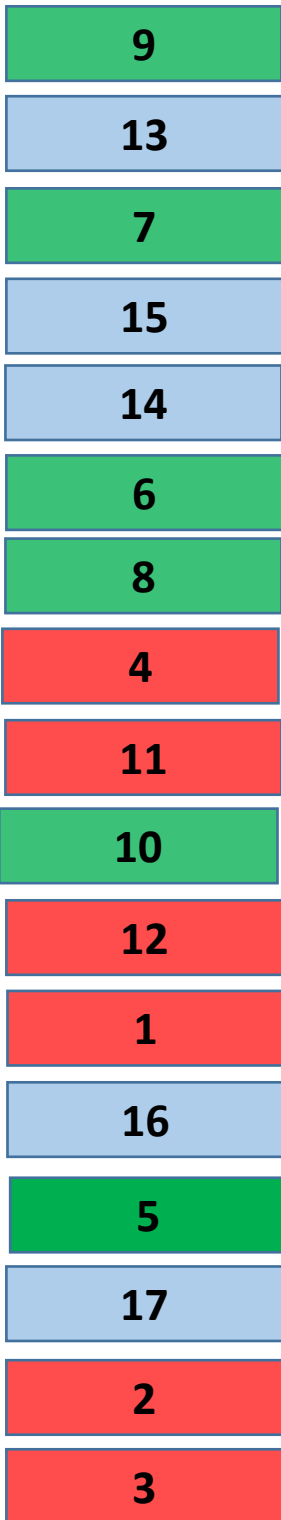
West - Robert Cardwell- 73.2%

East - Al Steward -68.2%

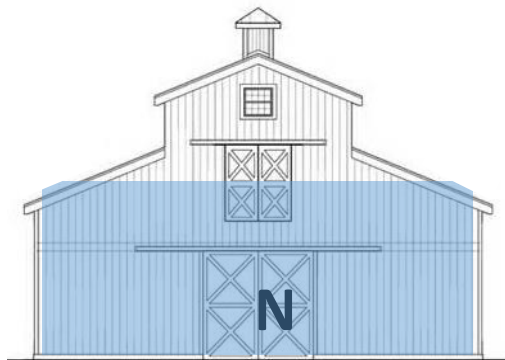

Trainers

Stable Owners

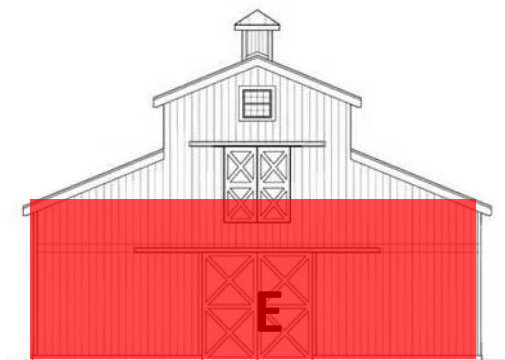
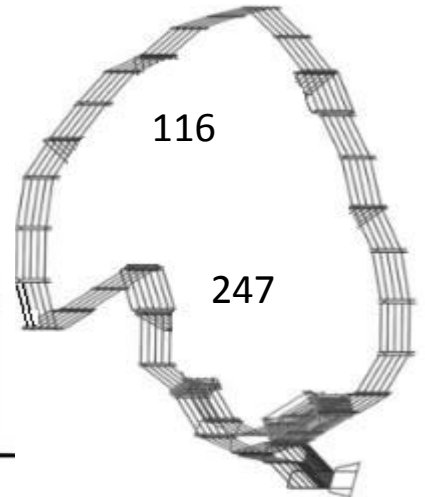
100% Jockeys



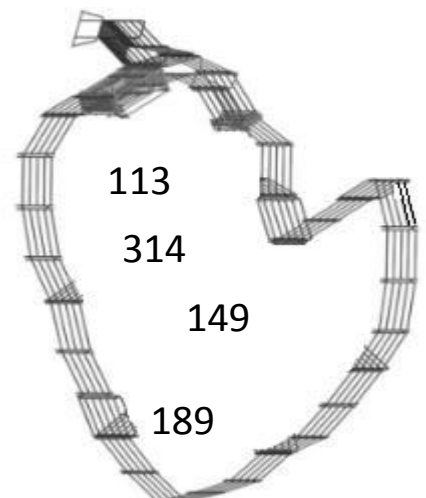
Cardwell's Corral



Brown's Bonanza



Steward's Stables



THE AMERICAN LEGION
DEPARTMENT OF VIRGINIA
REGION AND DISTRICT STANDINGS
AS OF 11/5/2014

Regional Standings

Region	Stand-ings	Prior Year Mbrs	Curr Year Mbrs	Curr Year Goal	New Mbrs	Ren Mbrs	Paid Up For Life	Online	Per Cent of Goal
WESTERN	1	8365	6254	8542	221	4911	719	403	73.215%
NORTHERN	2	16286	11536	16453	470	7524	1813	1729	70.115%
EASTERN	3	12686	8776	12868	390	6095	1154	1137	68.200%

District Standings

District		Prior Year Mbrs	Curr Year Mbrs	Curr Year Goal	New Mbrs	Ren Mbrs	Paid Up For Life	Online	Per Cent of Goal
NINTH	1	1019	824	1039	18	610	141	55	79.307%
THIRTEENTH	2	1927	1530	1950	122	980	254	174	78.462%
SEVENTH	3	977	762	991	26	552	141	43	76.892%
FIFTEENTH	4	2139	1619	2161	40	1290	164	125	74.919%
FOURTEENTH	5	1080	818	1107	22	608	136	52	73.893%
SIXTH	6	1785	1324	1812	36	1100	116	72	73.068%
EIGHTH	7	1271	959	1314	11	754	154	40	72.983%
FOURTH	8	1642	1208	1667	68	925	122	93	72.466%
ELEVENTH	9	3103	2278	3144	74	1607	308	289	72.455%
TENTH	10	1830	1322	1849	81	1038	97	106	71.498%
TWELFTH	11	1691	1217	1721	48	829	161	179	70.715%
FIRST	12	625	447	640	26	309	63	49	69.844%
SIXTEENTH	13	4293	3010	4334	118	1845	503	544	69.451%
FIFTH	14	1483	1063	1537	49	857	70	87	69.161%
SEVENTEENTH	15	6847	4559	6901	168	2801	756	834	66.063%
SECOND	16	2736	1782	2773	97	1220	166	299	64.263%
THIRD	17	2889	1844	2923	77	1205	334	228	63.086%
TRADITIONAL:		37337	26566	37863	1081	18530	3686	3269	70.163%
POST 141:		7963	6297	9236	42	4794	452	1009	68.179%
CYBERPOST 1919:		0	0	1	0	0	0		0.000%
SUBTOTAL:		45300	32863	47100	1123	23324	4138	4278	69.773%
NEW DMS:			0	0					
OVERALL TOTAL			32863	47100					

YEAR TO DATE TOTALS AND SUMMARY

CURRENT YEAR GOAL:	47100
MEMBERSHIP AS OF 11/5/2014 :	32863
REMAINDER TO MEET GOAL:	14237

EASTERN REGION-- FIRST DISTRICT-- (4 Posts)

Post	Location	Last Transmittal	Prior Year Mbrs	Curr Year Mbrs	11/5/2014 65% Target Goal	Curr Year Goal	New Mbrs	Ren Mbrs	Paid Up For Life	On-line	Per Cent of Goal
56 +	NORTHAMPTON	11/5/2014	231	175	152	234	7	125	15	28	74.786%
100 +	PARKSLEY	10/29/2014	15	14	10	16	2	10	2	0	87.500%
101	ONANCOCK	10/9/2014	15	11	15	23	0	0	11	0	47.826%
159 +	CHINCOTEAGUE	11/5/2014	364	247	239	367	17	174	35	21	67.302%
CDR: RALPH ORZO(56)			625	447	416	640	26	309	63	49	69.844%

EASTERN REGION-- SECOND DISTRICT-- (14 Posts)

Post	Location	Last Transmittal	Prior Year Mbrs	Curr Year Mbrs	11/5/2014 65% Target Goal	Curr Year Goal	New Mbrs	Ren Mbrs	Paid Up For Life	On-line	Per Cent of Goal
5 +	NORFOLK	10/29/2014	190	126	125	193	9	102	3	12	65.285%
35 +	NORFOLK	11/4/2014	91	64	60	93	2	41	5	16	68.817%
37	PORTSMOUTH	11/4/2014	9	7	10	16	0	6	0	1	43.750%
60 +	NORFOLK	11/4/2014	47	45	31	48	8	27	3	7	93.750%
81 +	VIRGINIA BEACH	9/3/2014	13	11	10	16	0	9	2	0	68.750%
110 +	VIRGINIA BEACH	11/5/2014	342	234	224	345	3	149	40	42	67.826%
113 ***	PRINCESS ANNE	9/9/2014	49	52	33	50	3	43	4	2	104.000%
118	NORFOLK	9/3/2014	27	17	18	28	0	11	4	2	60.714%
190	PORTSMOUTH	11/5/2014	299	112	196	302	5	85	6	16	37.086%
204 +	NORFOLK	10/22/2014	53	39	35	54	0	35	1	3	72.222%
280 +	CHESAPEAKE	11/5/2014	431	288	283	435	10	174	27	77	66.207%
310 +	CHURCHLAND	10/16/2014	74	67	49	75	1	46	7	13	89.333%
327 +	NORFOLK	11/5/2014	1023	695	668	1028	54	472	63	106	67.607%
1992	VIRGINIA BEACH	10/30/2014	88	25	59	90	2	20	1	2	27.778%
CDR: ROD. DRUMMOND(5)			2736	1782	1802	2773	97	1220	166	299	64.263%

EASTERN REGION-- THIRD DISTRICT-- (17 Posts)

Post	Location	Last Transmittal	Prior Year Mbrs	Curr Year Mbrs	11/5/2014 65% Target Goal	Curr Year Goal	New Mbrs	Ren Mbrs	Paid Up For Life	On-line	Per Cent of Goal
25 +	NEWPORT NEWS	11/5/2014	332	224	218	335	9	166	28	21	66.866%
31 +	HAMPTON	10/29/2014	85	64	57	87	2	41	15	6	73.563%
39 +	WILLIAMSBURG	11/5/2014	102	83	68	104	2	58	9	14	79.808%
48 +	HAMPTON	11/5/2014	114	77	75	116	1	32	34	10	66.379%
61	CHARLES CITY	10/29/2014	42	25	28	43	1	22	1	1	58.140%
67 +	HAMPTON	11/5/2014	164	110	108	166	4	73	24	9	66.265%
75	GLOUCESTER	11/5/2014	193	123	127	196	5	67	30	21	62.755%
83 +	MATHEWS	11/5/2014	183	133	121	186	2	102	16	13	71.505%
165 +	YORKTOWN	11/4/2014	22	20	15	23	1	12	6	1	86.957%
172 +	WEST POINT	10/29/2014	34	25	23	35	2	20	1	2	71.429%
255	NEWPORT NEWS	11/5/2014	97	62	64	99	2	47	3	10	62.626%
273 +	POQUOSON	11/5/2014	122	85	81	124	1	45	29	10	68.548%

EASTERN REGION-- THIRD DISTRICT-- (17 Posts)

Post	Location	Last Transmittal	Prior Year Mbrs	Curr Year Mbrs	11/5/2014 65% Target Goal	Curr Year Goal	New Mbrs	Ren Mbrs	Paid Up For Life	On-line	Per Cent of Goal
314 ***	AYLETT	11/4/2014	23	29	16	24	5	8	15	1	120.833%
368	NEWPORT NEWS	11/5/2014	1218	677	795	1223	38	445	105	89	55.356%
1776 +	WILLIAMSBURG	11/4/2014	94	82	62	96	2	60	6	14	85.417%
1991	TABB	8/1/2014	27	7	18	28	0	0	3	4	25.000%
1997	HAMPTON	9/18/2014	37	18	25	38	0	7	9	2	47.368%
CDR: FLOYD BROWN(31)			2889	1844	1900	2923	77	1205	334	228	63.086%

EASTERN REGION-- FOURTH DISTRICT-- (14 Posts)

Post	Location	Last Transmittal	Prior Year Mbrs	Curr Year Mbrs	11/5/2014 65% Target Goal	Curr Year Goal	New Mbrs	Ren Mbrs	Paid Up For Life	On-line	Per Cent of Goal
2 +	PETERSBURG	11/5/2014	408	270	268	412	31	183	25	31	65.534%
46 +	EMPORIA	11/4/2014	55	38	36	56	2	32	3	1	67.857%
49 +	SMITHFIELD	11/5/2014	182	123	120	185	1	90	19	13	66.486%
57 +	SUFFOLK	11/5/2014	101	71	67	103	3	58	4	6	68.932%
73 +	FRANKLIN	11/4/2014	119	90	79	121	1	76	11	2	74.380%
88 +	SUFFOLK	10/29/2014	72	57	47	73	6	43	4	4	78.082%
120 +	DISPUTANTA	10/30/2014	153	104	101	155	5	67	18	14	67.097%
146 +	HOPEWELL	11/5/2014	347	272	228	350	8	216	32	16	77.714%
149 *	DINWIDDIE	10/1/2014	26	27	18	27	0	25	1	1	100.000%
151 +	EMPORIA	7/16/2014	76	76	51	78	4	72	0	0	97.436%
160 +	SURRY	10/8/2014	35	31	23	36	2	24	2	3	86.111%
191	WAVERLY	11/4/2014	29	15	20	30	1	13	1	0	50.000%
264 +	JARRATT	9/18/2014	19	17	13	20	1	12	2	2	85.000%
276 +	BOYKINS	10/1/2014	20	17	14	21	3	14	0	0	80.952%
CDR: JAMES ROVINSKI(120)			1642	1208	1084	1667	68	925	122	93	72.466%

EASTERN REGION-- ELEVENTH DISTRICT-- (20 Posts)

Post	Location	Last Transmittal	Prior Year Mbrs	Curr Year Mbrs	11/5/2014 65% Target Goal	Curr Year Goal	New Mbrs	Ren Mbrs	Paid Up For Life	On-line	Per Cent of Goal
1 +	RICHMOND	11/5/2014	92	62	61	94	4	39	12	7	65.957%
38	RICHMOND	8/12/2014	22	14	15	23	0	13	1	0	60.870%
84 +	RICHMOND	11/5/2014	139	101	92	141	2	65	25	9	71.631%
87	AMELIA	10/16/2014	85	47	57	87	1	27	17	2	54.023%
91 +	CHESTERFIELD	10/8/2014	12	10	10	16	0	4	3	3	62.500%
108	RICHMOND	10/1/2014	43	26	29	44	0	22	3	1	59.091%
125	RICHMOND	11/5/2014	146	85	96	148	1	70	5	9	57.432%
136 +	ETTRICK	10/8/2014	30	21	20	31	0	21	0	0	67.742%
137 +	RICHMOND	11/5/2014	203	142	134	206	4	103	21	14	68.932%
144 +	HIGHLAND SPRINGS	11/5/2014	222	163	146	225	10	116	18	19	72.444%
186 +	MIDLOTHIAN	11/5/2014	352	281	231	355	12	191	24	54	79.155%

EASTERN REGION-- ELEVENTH DISTRICT-- (20 Posts)

Post	Location	Last Transmittal	Prior Year Mbrs	Curr Year Mbrs	11/5/2014 65% Target Goal	Curr Year Goal	New Mbrs	Ren Mbrs	Paid Up For Life	On-line	Per Cent of Goal
189 ***	RICHMOND	11/4/2014	31	35	21	32	7	17	10	1	109.375%
201 +	POWHATAN	9/24/2014	101	80	67	103	0	49	16	15	77.670%
210	RICHMOND	10/8/2014	29	13	20	30	1	9	2	1	43.333%
233 +	RICHMOND	10/22/2014	57	51	38	58	2	38	5	6	87.931%
242 +	SANDSTON	11/4/2014	93	69	62	95	2	55	10	2	72.632%
244 +	GLEN ALLEN	10/22/2014	143	110	94	145	1	91	8	10	75.862%
284 +	COLONIAL HEIGHTS	11/5/2014	1123	843	733	1128	21	580	122	120	74.734%
354	RICHMOND	10/1/2014	126	78	83	128	6	59	2	11	60.938%
361 +	RICHMOND	11/4/2014	54	47	36	55	0	38	4	5	85.455%
CDR: CHUCK TALLEY(144)			3103	2278	2044	3144	74	1607	308	289	72.455%

EASTERN REGION-- TWELFTH DISTRICT-- (13 Posts)

Post	Location	Last Transmittal	Prior Year Mbrs	Curr Year Mbrs	11/5/2014 65% Target Goal	Curr Year Goal	New Mbrs	Ren Mbrs	Paid Up For Life	On-line	Per Cent of Goal
55 +	FREDERICKSBURG	11/5/2014	161	109	106	163	3	79	16	11	66.871%
64 +	TAPPAHANNOCK	9/24/2014	57	45	38	58	1	36	3	5	77.586%
82 +	SALUDA	10/29/2014	29	23	20	30	5	8	7	3	76.667%
86 +	KILMARNOCK	10/29/2014	122	96	81	124	3	69	13	11	77.419%
89 +	KING GEORGE	10/29/2014	212	149	140	215	7	83	27	32	69.302%
117	REEDVILLE	10/22/2014	198	116	131	201	2	95	11	8	57.711%
148 +	COLONIAL BEACH	11/5/2014	243	172	160	246	11	120	14	27	69.919%
221	CAROLINE COUNTY	10/16/2014	60	35	40	61	1	19	8	7	57.377%
241	STORMONT	10/15/2014	9	9	10	16	0	8	0	1	56.250%
252 +	MONTROSS	11/4/2014	62	50	41	63	0	30	9	11	79.365%
320 +	SPOTSYLVANIA	11/5/2014	464	353	304	468	12	231	50	60	75.427%
329 +	DAHLGREN	10/29/2014	43	39	29	44	0	39	0	0	88.636%
401 +	WARSAW	9/24/2014	31	21	21	32	3	12	3	3	65.625%
CDR: RON CURLINGS(221)			1691	1217	1119	1721	48	829	161	179	70.715%

NORTHERN REGION-- THIRTEENTH DISTRICT-- (10 Posts)

Post	Location	Last Transmittal	Prior Year Mbrs	Curr Year Mbrs	11/5/2014 65% Target Goal	Curr Year Goal	New Mbrs	Ren Mbrs	Paid Up For Life	On-line	Per Cent of Goal
74 +	CHARLOTTESVILLE	11/5/2014	722	574	473	727	35	356	131	52	78.955%
90 +	BEAVERDAM	10/22/2014	35	27	23	36	2	17	4	4	75.000%
116 *	LOUISA	11/5/2014	91	93	60	93	11	51	12	19	100.000%
128 +	STANARDSVILLE	10/16/2014	87	70	58	89	8	51	3	8	78.652%
156 +	ORANGE	11/5/2014	207	157	137	210	7	121	17	12	74.762%
157 +	MADISON	11/5/2014	139	95	92	141	13	50	20	12	67.376%
175 +	MECHANICSVILLE	11/5/2014	314	234	206	317	19	159	23	33	73.817%
206 +	ASHLAND	11/5/2014	43	30	29	44	1	25	3	1	68.182%

NORTHERN REGION-- THIRTEENTH DISTRICT-- (10 Posts)

Post	Location	Last Transmittal	Prior Year Mbrs	Curr Year Mbrs	11/5/2014 65% Target Goal	Curr Year Goal	New Mbrs	Ren Mbrs	Paid Up For Life	On-line	Per Cent of Goal
215 +	GOOCHLAND	11/4/2014	138	104	91	140	8	62	22	12	74.286%
2003 +	FLUVANNA COUNTY	10/29/2014	151	146	99	153	18	88	19	21	95.425%
CDR: JOE DUDLEY(2003)			1927	1530	1268	1950	122	980	254	174	78.462%

NORTHERN REGION-- FOURTEENTH DISTRICT-- (11 Posts)

Post	Location	Last Transmittal	Prior Year Mbrs	Curr Year Mbrs	11/5/2014 65% Target Goal	Curr Year Goal	New Mbrs	Ren Mbrs	Paid Up For Life	On-line	Per Cent of Goal
13 +	STAUNTON	11/5/2014	181	136	120	184	2	105	20	9	73.913%
27 +	DAYTON	11/5/2014	249	200	164	252	3	150	34	13	79.365%
76	HARRISONBURG	9/2/2014	47	25	31	48	0	19	5	1	52.083%
92 +	BATH COUNTY	8/12/2014	19	13	13	20	0	10	3	0	65.000%
126 +	BUENA VISTA	10/8/2014	99	75	66	101	0	62	9	4	74.257%
155	HIGHLAND	9/24/2014	8	4	10	16	0	3	1	0	25.000%
188 +	HARRISONBURG	11/4/2014	227	153	150	230	12	121	12	8	66.522%
222 +	ELKTON	9/17/2014	19	18	13	20	0	17	0	1	90.000%
278 +	PLAINS DISTRICT	9/17/2014	21	19	14	22	1	7	11	0	86.364%
291 +	LEXINGTON	10/22/2014	21	15	14	22	0	14	0	1	68.182%
340 +	EAST AUGUSTA COU	11/5/2014	189	160	125	192	4	100	41	15	83.333%
CDR: EDDIE HUMES(188)			1080	818	720	1107	22	608	136	52	73.893%

NORTHERN REGION-- FIFTEENTH DISTRICT-- (7 Posts)

Post	Location	Last Transmittal	Prior Year Mbrs	Curr Year Mbrs	11/5/2014 65% Target Goal	Curr Year Goal	New Mbrs	Ren Mbrs	Paid Up For Life	On-line	Per Cent of Goal
21 +	WINCHESTER	11/5/2014	501	363	328	505	8	300	31	24	71.881%
22 +	LURAY	10/29/2014	77	63	51	79	2	43	16	2	79.747%
41 +	BERRYVILLE	11/5/2014	175	165	115	177	2	132	8	23	93.220%
53 +	FRONT ROYAL	10/29/2014	406	274	267	410	6	209	41	18	66.829%
77 +	STRASBURG	10/29/2014	310	244	203	313	17	190	18	19	77.955%
166 +	NEW MARKET	11/5/2014	178	144	118	181	3	107	25	9	79.558%
199 +	WOODSTOCK	11/5/2014	492	366	322	496	2	309	25	30	73.790%
CDR: F. HILLYARD(77)			2139	1619	1405	2161	40	1290	164	125	74.919%

NORTHERN REGION-- SIXTEENTH DISTRICT-- (16 Posts)

Post	Location	Last Transmittal	Prior Year Mbrs	Curr Year Mbrs	11/5/2014 65% Target Goal	Curr Year Goal	New Mbrs	Ren Mbrs	Paid Up For Life	On-line	Per Cent of Goal
10 +	MANASSAS	11/5/2014	786	559	514	791	31	328	83	117	70.670%
28 +	DUMFRIES	11/5/2014	347	248	228	350	15	160	39	34	70.857%
34 +	LEESBURG	10/16/2014	87	58	58	89	0	32	16	10	65.169%
72 +	WARRENTON	11/5/2014	485	350	318	489	12	231	47	60	71.575%

NORTHERN REGION-- SIXTEENTH DISTRICT-- (16 Posts)

Post	Location	Last Transmittal	Prior Year Mbrs	Curr Year Mbrs	11/5/2014 65% Target Goal	Curr Year Goal	New Mbrs	Ren Mbrs	Paid Up For Life	On-line	Per Cent of Goal
114	MANASSAS	10/16/2014	77	31	51	79	0	15	11	5	39.241%
150 +	STERLING PARK	10/16/2014	106	82	70	108	0	53	12	17	75.926%
158	MANASSAS	11/5/2014	35	22	23	36	0	12	7	3	61.111%
247 ***	REMINGTON	11/4/2014	57	59	38	58	10	29	15	5	101.724%
290 +	STAFFORD	11/5/2014	654	479	428	659	16	317	69	77	72.686%
293	PURCELLVILLE	11/5/2014	234	141	154	237	1	98	16	26	59.494%
295 +	MIDDLEBURG	10/8/2014	32	28	21	33	3	22	1	2	84.848%
330 +	CULPEPER	11/5/2014	217	161	143	220	5	111	28	17	73.182%
360	WARRENTON	9/24/2014	29	15	20	30	0	7	7	1	50.000%
364 +	WOODBIDGE	11/5/2014	953	633	623	958	18	373	131	111	66.075%
1799 +	HAYMARKET	11/5/2014	132	92	87	134	1	41	10	40	68.657%
2001 +	ASHBURN	11/5/2014	62	52	41	63	6	16	11	19	82.540%
CDR: ROBERT YOWELL(247)			4293	3010	2817	4334	118	1845	503	544	69.451%

NORTHERN REGION-- SEVENTEENTH DISTRICT-- (18 Posts)

Post	Location	Last Transmittal	Prior Year Mbrs	Curr Year Mbrs	11/5/2014 65% Target Goal	Curr Year Goal	New Mbrs	Ren Mbrs	Paid Up For Life	On-line	Per Cent of Goal
24 +	ALEXANDRIA	11/5/2014	742	541	486	747	27	236	85	193	72.423%
44	ARLINGTON	11/5/2014	96	59	64	98	2	35	15	7	60.204%
85 +	ARLINGTON	11/5/2014	199	160	131	202	11	116	18	15	79.208%
123 +	GREENSPRING	11/4/2014	56	54	37	57	6	35	11	2	94.737%
129	ALEXANDRIA	9/17/2014	39	10	26	40	0	6	3	1	25.000%
130 +	FALLS CHURCH	11/5/2014	184	134	122	187	11	78	27	18	71.658%
139	ARLINGTON	11/5/2014	557	223	365	561	0	142	43	38	39.750%
162	LORTON	11/5/2014	487	312	319	491	9	215	31	57	63.544%
176 +	SPRINGFIELD	11/5/2014	1389	966	906	1394	47	607	152	160	69.297%
177 +	FAIRFAX	11/5/2014	974	688	636	979	24	435	115	114	70.276%
180	VIENNA	11/5/2014	793	514	519	798	10	338	79	87	64.411%
184 +	HERNDON	11/5/2014	239	179	157	242	1	108	39	31	73.967%
194 +	ARLINGTON	11/5/2014	54	46	36	55	3	31	10	2	83.636%
225	FALLS CHURCH	11/5/2014	39	25	26	40	0	12	9	4	62.500%
270	McLEAN	11/5/2014	367	227	241	370	3	143	51	30	61.351%
1775	FORT BELVOIR	11/5/2014	76	19	51	78	0	0	13	6	24.359%
1976 +	ANNANDALE	11/5/2014	405	289	266	409	13	198	30	48	70.660%
1995 +	CENTREVILLE	11/5/2014	151	113	99	153	1	66	25	21	73.856%
CDR: C. CREDITT(129)			6847	4559	4486	6901	168	2801	756	834	66.063%

WESTERN REGION-- FIFTH DISTRICT-- (14 Posts)

Post	Location	Last Transmittal	Prior Year Mbrs	Curr Year Mbrs	11/5/2014 65% Target Goal	Curr Year Goal	New Mbrs	Ren Mbrs	Paid Up For Life	On-line	Per Cent of Goal
------	----------	------------------	-----------------	----------------	---------------------------	----------------	----------	----------	------------------	---------	------------------

WESTERN REGION-- FIFTH DISTRICT-- (14 Posts)

Post	Location	Last Transmittal	Prior Year Mbrs	Curr Year Mbrs	11/5/2014 65% Target Goal	Curr Year Goal	New Mbrs	Ren Mbrs	Paid Up For Life	On-line	Per Cent of Goal
8 +	SOUTH BOSTON	10/29/2014	320	245	210	323	4	214	18	9	75.851%
32	FARMVILLE	7/21/2014	20	1	14	21	0	0	1	0	4.762%
40	BLACKSTONE	7/21/2014	4	3	10	16	0	0	3	0	18.750%
43 +	CHASE CITY	10/16/2014	131	93	86	133	0	82	7	4	69.925%
45 +	CLARKSVILLE	11/4/2014	62	54	41	63	4	32	5	13	85.714%
50 +	CREWE	11/4/2014	68	48	45	69	4	30	3	11	69.565%
65 +	LAWRENCEVILLE	9/24/2014	14	10	10	16	6	4	0	0	62.500%
79 +	SOUTH HILL	11/5/2014	468	346	307	472	11	287	12	36	73.305%
94 *	ALBERTA	8/6/2014	10	11	10	16	2	8	1	0	68.750%
99	HALIFAX	11/4/2014	187	118	124	190	18	91	7	2	62.105%
102	VICTORIA		1		10	16					
147 +	KENBRIDGE	10/16/2014	42	37	28	43	0	22	11	4	86.047%
260	KEYSVILLE	11/5/2014	129	80	85	131	0	70	2	8	61.069%
342	VOLENS	10/22/2014	27	17	18	28	0	17	0	0	60.714%
CDR: TOM HART(147)			1483	1063	999	1537	49	857	70	87	69.161%

WESTERN REGION-- SIXTH DISTRICT-- (13 Posts)

Post	Location	Last Transmittal	Prior Year Mbrs	Curr Year Mbrs	11/5/2014 65% Target Goal	Curr Year Goal	New Mbrs	Ren Mbrs	Paid Up For Life	On-line	Per Cent of Goal
6 +	ROCKY MOUNT	11/5/2014	141	109	93	143	1	97	7	4	76.224%
11	BASSETT	10/1/2014	83	20	55	85	0	8	4	8	23.529%
29	DANVILLE	11/5/2014	211	121	139	214	2	107	5	7	56.542%
42 +	MARTINSVILLE	11/4/2014	101	95	67	103	5	78	10	2	92.233%
47 +	CHATHAM	11/5/2014	25	21	17	26	2	15	0	4	80.769%
78 +	MARTINSVILLE	11/4/2014	195	143	129	198	2	130	6	5	72.222%
96 +	CALLAWAY	9/9/2014	15	14	10	16	0	13	0	1	87.500%
105 +	STUART	10/22/2014	84	64	56	86	2	53	6	3	74.419%
111 +	ROCKY MOUNT	10/16/2014	39	34	26	40	0	18	14	2	85.000%
127 +	FLOYD	11/5/2014	85	67	57	87	1	53	11	2	77.011%
232 +	GRETNA	10/29/2014	75	73	49	76	3	64	3	3	96.053%
325 +	DANVILLE	11/5/2014	353	282	231	356	3	249	20	10	79.213%
1097 +	DANVILLE	11/4/2014	378	281	248	382	15	215	30	21	73.560%
CDR: ROB PHELPS(325)			1785	1324	1178	1812	36	1100	116	72	73.068%

WESTERN REGION-- SEVENTH DISTRICT-- (9 Posts)

Post	Location	Last Transmittal	Prior Year Mbrs	Curr Year Mbrs	11/5/2014 65% Target Goal	Curr Year Goal	New Mbrs	Ren Mbrs	Paid Up For Life	On-line	Per Cent of Goal
7 +	PULASKI	10/29/2014	150	117	99	152	3	91	13	10	76.974%
9 +	WYTHEVILLE	10/29/2014	157	121	103	159	5	69	42	5	76.101%
18 +	MARION	11/4/2014	58	51	38	59	5	38	7	1	86.441%

WESTERN REGION-- SEVENTH DISTRICT-- (9 Posts)

Post	Location	Last Transmittal	Prior Year Mbrs	Curr Year Mbrs	11/5/2014 65% Target Goal	Curr Year Goal	New Mbrs	Ren Mbrs	Paid Up For Life	On-line	Per Cent of Goal
20 +	BLAND	10/16/2014	55	40	36	56	0	32	4	4	71.429%
58 +	DUBLIN	10/29/2014	43	42	29	44	1	35	1	5	95.455%
68 +	NARROWS	10/29/2014	127	94	84	129	2	69	23	0	72.868%
229 +	RURAL RETREAT	11/5/2014	154	120	101	156	0	72	36	12	76.923%
245 +	GALAX	11/4/2014	174	130	114	176	8	106	11	5	73.864%
311 +	PEMBROKE	10/22/2014	59	47	39	60	2	40	4	1	78.333%
CDR: ART TERRILL(68)			977	762	644	991	26	552	141	43	76.892%

WESTERN REGION-- EIGHTH DISTRICT-- (13 Posts)

Post	Location	Last Transmittal	Prior Year Mbrs	Curr Year Mbrs	11/5/2014 65% Target Goal	Curr Year Goal	New Mbrs	Ren Mbrs	Paid Up For Life	On-line	Per Cent of Goal
12 +	ABINGDON	11/4/2014	116	87	77	118	2	73	10	2	73.729%
14 +	POCAHONTAS	10/16/2014	97	74	64	99	0	63	6	5	74.747%
51	BRISTOL	7/17/2014	8	2	10	16	0	0	0	2	12.500%
122 +	BLUEFIELD	11/4/2014	33	23	22	34	0	20	3	0	67.647%
133 +	TAZEWELL	11/4/2014	116	81	77	118	2	67	10	2	68.644%
135	DAMASCUS	10/1/2014	42	25	28	43	1	22	2	0	58.140%
164 +	GRUNDY	11/5/2014	473	368	310	477	0	272	88	8	77.149%
185 +	JONESVILLE	11/4/2014	52	48	34	53	0	35	9	4	90.566%
208 +	LEBANON	11/5/2014	89	73	59	91	0	58	11	4	80.220%
227 +	CLINTWOOD	9/17/2014	27	21	18	28	0	15	4	2	75.000%
243 +	NORTON	11/5/2014	109	76	72	111	2	60	10	4	68.468%
265 +	GATE CITY	11/5/2014	108	81	72	110	4	69	1	7	73.636%
2000	HAYSI		1		10	16					
CDR: DENNIS GILBERT(208)			1271	959	854	1314	11	754	154	40	72.983%

WESTERN REGION-- NINTH DISTRICT-- (10 Posts)

Post	Location	Last Transmittal	Prior Year Mbrs	Curr Year Mbrs	11/5/2014 65% Target Goal	Curr Year Goal	New Mbrs	Ren Mbrs	Paid Up For Life	On-line	Per Cent of Goal
3 +	ROANOKE	11/5/2014	409	321	268	413	5	239	52	25	77.724%
4 +	COVINGTON	10/29/2014	75	58	49	76	0	47	7	4	76.316%
19	SALEM	8/20/2014	11	8	10	16	0	6	2	0	50.000%
30 +	RADFORD	9/15/2014	40	32	27	41	2	19	7	4	78.049%
59 +	CHRISTIANSBURG	11/5/2014	110	91	73	112	4	65	16	6	81.250%
80 +	VINTON	10/22/2014	104	88	69	106	0	71	13	4	83.019%
93 +	BUCHANAN	11/4/2014	63	57	42	64	2	43	7	5	89.063%
182 +	BLACKSBURG	11/4/2014	65	51	43	66	1	43	6	1	77.273%
240 +	TROUTVILLE	9/3/2014	28	28	19	29	2	13	12	1	96.552%
248 +	ROANOKE	10/29/2014	114	90	75	116	2	64	19	5	77.586%
CDR: GARLAND LINKOUS(59)			1019	824	675	1039	18	610	141	55	79.307%

WESTERN REGION-- TENTH DISTRICT-- (11 Posts)

Post	Location	Last Transmittal	Prior Year Mbrs	Curr Year Mbrs	11/5/2014 65% Target Goal	Curr Year Goal	New Mbrs	Ren Mbrs	Paid Up For Life	On-line	Per Cent of Goal
16 +	LYNCHBURG	11/5/2014	1066	746	696	1071	68	567	40	71	69.655%
17 +	LOVINGSTON	10/29/2014	47	41	31	48	3	31	5	2	85.417%
36 +	ALTAVISTA	11/4/2014	57	43	38	58	3	35	3	2	74.138%
52 +	BROOKNEAL	10/29/2014	47	38	31	48	0	37	1	0	79.167%
54 +	BEDFORD	11/4/2014	159	128	105	161	2	97	18	11	79.503%
62 +	SMITH MTN LAKE	11/4/2014	31	27	21	32	1	12	5	9	84.375%
104 +	APPOMATTOX	11/4/2014	202	143	133	205	0	120	17	6	69.756%
134 +	DILLWYN	10/8/2014	39	34	26	40	2	31	0	1	85.000%
217	BIG ISLAND	10/8/2014	26	17	18	27	0	15	1	1	62.963%
269 +	CUMBERLAND	10/15/2014	32	25	21	33	2	21	1	1	75.758%
274	MADISON HEIGHTS	10/29/2014	124	80	82	126	0	72	6	2	63.492%
CDR: CHARLES PAYNE II(62)			1830	1322	1202	1849	81	1038	97	106	71.498%

*** POSTS EQUALING OR SURPASSING THEIR PRIOR YEAR MEMBERSHIP**

***** POSTS EQUALING OR SURPASSING THEIR CURRENT YEAR GOAL**

+ POSTS EQUALING OR SURPASSING THEIR TARGET GOAL