

Dept of Virginia 2014-2015

19 Nov 2014

Finishing First in the Membership Stakes

Whoaaa Nelly - Wasn't this an interesting week as mentioned last week.

Cardwell's Corral still shows the way but Brown's Bonanza cranked up 2.5% to close within a few and Steward's Stable cranks up a 2.2% gain crossing into 71%. The final quarter track looks like a fight about to start. Let's not get complacent however and persevere to get all those renewals done sooner than later.

In the Trainer race, Cdr Dudley's 13th leaped 2% to recatch the 9th and take 1st place by a hairball, I mean eyelash – will this last next week – stay tuned. And congrats to the multitude of Districts that advanced 2% or more this week (hmm, look at the number in the North).

Outstanding work by jockeys Cdr Robinson of 151 Emporia and Cdr Throckmorton of 342 Volens for joining the 100% Winner Circle this week. Your efforts are greatly appreciated.

Remember to **Add Actions to your Intentions** and keep an eye out for those vets that need help this coming season.

Track Announcer's Cat

65%

75%

North - AB Brown -73.1%

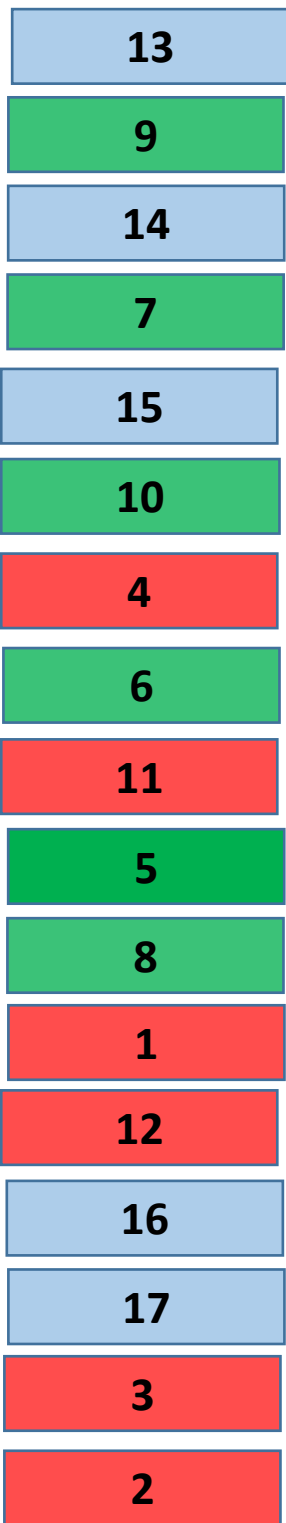
West - Robert Cardwell - 76.5%

East - Al Steward -71.3%

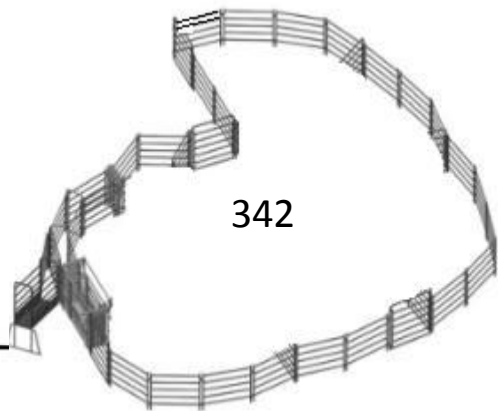
Trainers

Stable Owners

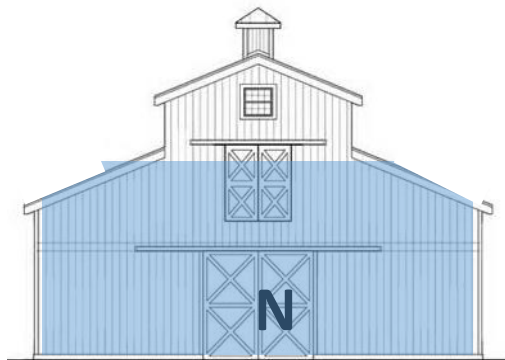
100% Jockeys



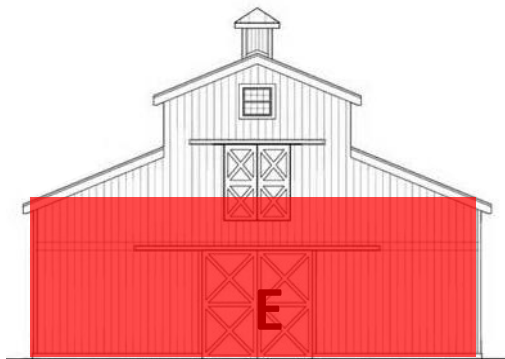
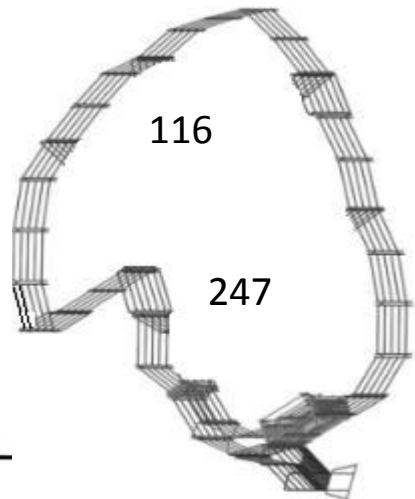
Cardwell's Corral



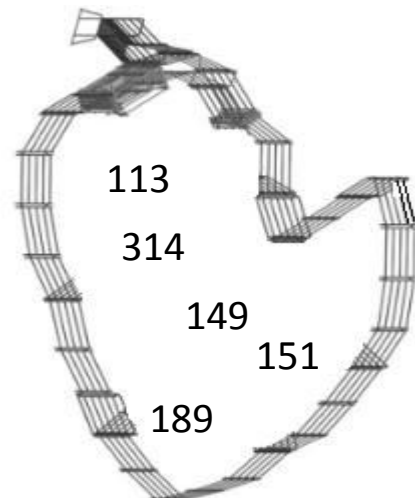
Now we're startin'



Brown's Bonanza



Steward's Stables



THE AMERICAN LEGION
DEPARTMENT OF VIRGINIA
REGION AND DISTRICT STANDINGS
AS OF 11/19/2014

Regional Standings

Region	Stand-ings	Prior Year Mbrs	Curr Year Mbrs	Curr Year Goal	New Mbrs	Ren Mbrs	Paid Up For Life	Online	Per Cent of Goal
WESTERN	1	8365	6532	8542	241	5138	721	432	76.469%
NORTHERN	2	16286	12032	16453	511	7802	1830	1889	73.130%
EASTERN	3	12686	9172	12868	433	6346	1163	1230	71.278%

District Standings

District		Prior Year Mbrs	Curr Year Mbrs	Curr Year Goal	New Mbrs	Ren Mbrs	Paid Up For Life	Online	Per Cent of Goal
THIRTEENTH	1	1927	1577	1950	127	1003	256	191	80.872%
NINTH	2	1019	840	1039	18	619	141	62	80.847%
FOURTEENTH	3	1080	871	1107	24	656	136	55	78.681%
SEVENTH	4	977	776	991	27	564	141	44	78.305%
FIFTEENTH	5	2139	1686	2161	53	1338	164	131	78.019%
TENTH	6	1830	1406	1849	89	1106	98	113	76.041%
FOURTH	7	1642	1267	1667	83	953	122	109	76.005%
SIXTH	8	1785	1371	1812	39	1141	116	75	75.662%
ELEVENTH	9	3103	2367	3144	78	1667	310	312	75.286%
FIFTH	10	1483	1157	1537	55	935	71	96	75.277%
EIGHTH	11	1271	982	1314	13	773	154	42	74.734%
FIRST	12	625	476	640	27	332	64	53	74.375%
TWELFTH	13	1691	1260	1721	48	853	163	196	73.213%
SIXTEENTH	14	4293	3143	4334	125	1918	508	592	72.520%
SEVENTEENTH	15	6847	4755	6901	182	2887	766	920	68.903%
THIRD	16	2889	1973	2923	89	1300	337	247	67.499%
SECOND	17	2736	1829	2773	108	1241	167	313	65.957%
TRADITIONAL:		37337	27736	37863	1185	19286	3714	3551	73.254%
POST 141:		7963	6514	9236	75	4885	461	1093	70.528%
CYBERPOST 1919:		0	0	1	0	0	0		0.000%
SUBTOTAL:		45300	34250	47100	1260	24171	4175	4644	72.718%
NEW DMS:			0	0					
OVERALL TOTAL			34250	47100					

YEAR TO DATE TOTALS AND SUMMARY

CURRENT YEAR GOAL:	47100
MEMBERSHIP AS OF 11/19/2014 :	34250
REMAINDER TO MEET GOAL:	12850

EASTERN REGION-- FIRST DISTRICT-- (4 Posts)

Post	Location	Last Transmittal	Prior Year Mbrs	Curr Year Mbrs	12/3/2014 75% Target Goal	Curr Year Goal	New Mbrs	Ren Mbrs	Paid Up For Life	On-line	Per Cent of Goal
56 +	NORTHAMPTON	11/17/2014	231	177	176	234	7	125	16	29	75.641%
100 +	PARKSLEY	11/12/2014	15	15	12	16	2	11	2	0	93.750%
101	ONANCOCK	10/9/2014	15	11	17	23	0	0	11	0	47.826%
159	CHINCOTEAGUE	11/19/2014	364	273	275	367	18	196	35	24	74.387%
CDR: RALPH ORZO(56)			625	476	480	640	27	332	64	53	74.375%

EASTERN REGION-- SECOND DISTRICT-- (14 Posts)

Post	Location	Last Transmittal	Prior Year Mbrs	Curr Year Mbrs	12/3/2014 75% Target Goal	Curr Year Goal	New Mbrs	Ren Mbrs	Paid Up For Life	On-line	Per Cent of Goal
5	NORFOLK	10/29/2014	190	126	145	193	9	102	3	12	65.285%
35	NORFOLK	11/17/2014	91	66	70	93	2	41	5	18	70.968%
37	PORTSMOUTH	11/4/2014	9	7	12	16	0	6	0	1	43.750%
60 +	NORFOLK	11/19/2014	47	46	36	48	9	27	3	7	95.833%
81	VIRGINIA BEACH	9/3/2014	13	11	12	16	0	9	2	0	68.750%
110	VIRGINIA BEACH	11/17/2014	342	235	259	345	3	149	40	43	68.116%
113 ***	PRINCESS ANNE	9/9/2014	49	52	38	50	3	43	4	2	104.000%
118	NORFOLK	9/3/2014	27	17	21	28	0	11	4	2	60.714%
190	PORTSMOUTH	11/7/2014	299	111	227	302	5	85	6	15	36.755%
204 +	NORFOLK	11/19/2014	53	41	41	54	0	37	1	3	75.926%
280	CHESAPEAKE	11/17/2014	431	290	326	435	10	174	27	79	66.667%
310 +	CHURCHLAND	11/17/2014	74	68	56	75	1	46	7	14	90.667%
327	NORFOLK	11/19/2014	1023	734	771	1028	64	491	64	115	71.401%
1992	VIRGINIA BEACH	10/30/2014	88	25	68	90	2	20	1	2	27.778%
CDR: ROD. DRUMMOND(5)			2736	1829	2080	2773	108	1241	167	313	65.957%

EASTERN REGION-- THIRD DISTRICT-- (17 Posts)

Post	Location	Last Transmittal	Prior Year Mbrs	Curr Year Mbrs	12/3/2014 75% Target Goal	Curr Year Goal	New Mbrs	Ren Mbrs	Paid Up For Life	On-line	Per Cent of Goal
25	NEWPORT NEWS	11/19/2014	332	238	251	335	10	174	29	25	71.045%
31 +	HAMPTON	11/17/2014	85	65	65	87	2	41	15	7	74.713%
39 +	WILLIAMSBURG	11/17/2014	102	87	78	104	2	61	9	15	83.654%
48	HAMPTON	11/5/2014	114	77	87	116	1	32	34	10	66.379%
61	CHARLES CITY	10/29/2014	42	25	32	43	1	22	1	1	58.140%
67	HAMPTON	11/5/2014	164	110	125	166	4	73	24	9	66.265%
75	GLOUCESTER	11/19/2014	193	134	147	196	7	75	30	22	68.367%
83 +	MATHEWS	11/19/2014	183	145	140	186	2	113	17	13	77.957%
165 +	YORKTOWN	11/4/2014	22	20	17	23	1	12	6	1	86.957%
172 +	WEST POINT	11/19/2014	34	27	26	35	3	21	1	2	77.143%
255	NEWPORT NEWS	11/17/2014	97	73	74	99	2	54	4	13	73.737%
273 +	POQUOSON	11/17/2014	122	94	93	124	1	53	29	11	75.806%

EASTERN REGION-- THIRD DISTRICT-- (17 Posts)

Post	Location	Last Transmittal	Prior Year Mbrs	Curr Year Mbrs	12/3/2014 75% Target Goal	Curr Year Goal	New Mbrs	Ren Mbrs	Paid Up For Life	On-line	Per Cent of Goal
314 ***	AYLETT	11/4/2014	23	29	18	24	5	8	15	1	120.833%
368	NEWPORT NEWS	11/17/2014	1218	738	917	1223	46	492	105	95	60.343%
1776 +	WILLIAMSBURG	11/17/2014	94	84	72	96	2	60	6	16	87.500%
1991	TABB	8/1/2014	27	7	21	28	0	0	3	4	25.000%
1997	HAMPTON	11/19/2014	37	20	29	38	0	9	9	2	52.632%
CDR: FLOYD BROWN(31)			2889	1973	2192	2923	89	1300	337	247	67.499%

EASTERN REGION-- FOURTH DISTRICT-- (14 Posts)

Post	Location	Last Transmittal	Prior Year Mbrs	Curr Year Mbrs	12/3/2014 75% Target Goal	Curr Year Goal	New Mbrs	Ren Mbrs	Paid Up For Life	On-line	Per Cent of Goal
2	PETERSBURG	11/17/2014	408	274	309	412	31	183	25	35	66.505%
46 +	EMPORIA	11/19/2014	55	43	42	56	2	37	3	1	76.786%
49	SMITHFIELD	11/17/2014	182	130	139	185	3	93	19	15	70.270%
57 +	SUFFOLK	11/19/2014	101	80	77	103	3	65	4	8	77.670%
73 +	FRANKLIN	11/17/2014	119	91	91	121	1	76	11	3	75.207%
88 +	SUFFOLK	11/19/2014	72	61	55	73	8	45	4	4	83.562%
120 +	DISPUTANTA	11/17/2014	153	117	116	155	8	75	18	16	75.484%
146 +	HOPEWELL	11/17/2014	347	276	263	350	8	216	32	20	78.857%
149 *	DINWIDDIE	10/1/2014	26	27	20	27	0	25	1	1	100.000%
151 ***	EMPORIA	11/19/2014	76	84	59	78	12	72	0	0	107.692%
160 +	SURRY	11/17/2014	35	34	27	36	2	26	2	4	94.444%
191	WAVERLY	11/19/2014	29	16	23	30	1	14	1	0	53.333%
264 +	JARRATT	9/18/2014	19	17	15	20	1	12	2	2	85.000%
276 +	BOYKINS	10/1/2014	20	17	16	21	3	14	0	0	80.952%
CDR: JAMES ROVINSKI(120)			1642	1267	1250	1667	83	953	122	109	76.005%

EASTERN REGION-- ELEVENTH DISTRICT-- (20 Posts)

Post	Location	Last Transmittal	Prior Year Mbrs	Curr Year Mbrs	12/3/2014 75% Target Goal	Curr Year Goal	New Mbrs	Ren Mbrs	Paid Up For Life	On-line	Per Cent of Goal
1	RICHMOND	11/19/2014	92	70	71	94	6	44	12	8	74.468%
38	RICHMOND	8/12/2014	22	14	17	23	0	13	1	0	60.870%
84 +	RICHMOND	11/19/2014	139	110	106	141	2	74	25	9	78.014%
87	AMELIA	10/16/2014	85	47	65	87	1	27	17	2	54.023%
91	CHESTERFIELD	10/8/2014	12	10	12	16	0	4	3	3	62.500%
108	RICHMOND	10/1/2014	43	26	33	44	0	22	3	1	59.091%
125	RICHMOND	11/19/2014	146	96	111	148	1	79	5	11	64.865%
136	ETTRICK	10/8/2014	30	21	23	31	0	21	0	0	67.742%
137	RICHMOND	11/17/2014	203	146	155	206	4	103	22	17	70.874%
144	HIGHLAND SPRINGS	11/17/2014	222	164	169	225	10	116	18	20	72.889%
186 +	MIDLOTHIAN	11/17/2014	352	285	266	355	12	191	25	57	80.282%

EASTERN REGION-- ELEVENTH DISTRICT-- (20 Posts)

Post	Location	Last Transmittal	Prior Year Mbrs	Curr Year Mbrs	12/3/2014 75% Target Goal	Curr Year Goal	New Mbrs	Ren Mbrs	Paid Up For Life	On-line	Per Cent of Goal
189 ***	RICHMOND	11/4/2014	31	35	24	32	7	17	10	1	109.375%
201 +	POWHATAN	9/24/2014	101	80	77	103	0	49	16	15	77.670%
210	RICHMOND	10/8/2014	29	13	23	30	1	9	2	1	43.333%
233 +	RICHMOND	10/22/2014	57	51	44	58	2	38	5	6	87.931%
242 +	SANDSTON	11/19/2014	93	72	71	95	2	58	10	2	75.789%
244 +	GLEN ALLEN	11/19/2014	143	118	109	145	1	98	8	11	81.379%
284 +	COLONIAL HEIGHTS	11/19/2014	1123	883	846	1128	23	607	122	131	78.280%
354	RICHMOND	10/1/2014	126	78	96	128	6	59	2	11	60.938%
361 +	RICHMOND	11/17/2014	54	48	41	55	0	38	4	6	87.273%
CDR: CHUCK TALLEY(144)			3103	2367	2358	3144	78	1667	310	312	75.286%

EASTERN REGION-- TWELFTH DISTRICT-- (13 Posts)

Post	Location	Last Transmittal	Prior Year Mbrs	Curr Year Mbrs	12/3/2014 75% Target Goal	Curr Year Goal	New Mbrs	Ren Mbrs	Paid Up For Life	On-line	Per Cent of Goal
55	FREDERICKSBURG	11/19/2014	161	117	122	163	3	86	16	12	71.779%
64 +	TAPPAHANNOCK	11/12/2014	57	46	44	58	1	37	3	5	79.310%
82 +	SALUDA	11/17/2014	29	25	23	30	5	8	7	5	83.333%
86 +	KILMARNOCK	11/17/2014	122	97	93	124	3	69	13	12	78.226%
89	KING GEORGE	11/17/2014	212	154	161	215	7	83	28	36	71.628%
117	REEDVILLE	11/17/2014	198	128	151	201	2	104	12	10	63.682%
148	COLONIAL BEACH	11/12/2014	243	177	185	246	11	125	14	27	71.951%
221	CAROLINE COUNTY	10/16/2014	60	35	46	61	1	19	8	7	57.377%
241	STORMONT	10/15/2014	9	9	12	16	0	8	0	1	56.250%
252 +	MONTROSS	11/17/2014	62	51	47	63	0	30	9	12	80.952%
320 +	SPOTSYLVANIA	11/17/2014	464	357	351	468	12	231	50	64	76.282%
329 +	DAHLGREN	10/29/2014	43	39	33	44	0	39	0	0	88.636%
401 +	WARSAW	11/17/2014	31	25	24	32	3	14	3	5	78.125%
CDR: RON CURLINGS(221)			1691	1260	1291	1721	48	853	163	196	73.213%

NORTHERN REGION-- THIRTEENTH DISTRICT-- (10 Posts)

Post	Location	Last Transmittal	Prior Year Mbrs	Curr Year Mbrs	12/3/2014 75% Target Goal	Curr Year Goal	New Mbrs	Ren Mbrs	Paid Up For Life	On-line	Per Cent of Goal
74 +	CHARLOTTESVILLE	11/19/2014	722	592	545	727	36	363	133	60	81.431%
90 +	BEAVERDAM	10/22/2014	35	27	27	36	2	17	4	4	75.000%
116 ***	LOUISA	11/17/2014	91	98	70	93	11	54	12	21	105.376%
128 +	STANARDSVILLE	11/17/2014	87	76	67	89	8	56	3	9	85.393%
156 +	ORANGE	11/17/2014	207	160	158	210	7	121	17	15	76.190%
157	MADISON	11/19/2014	139	102	106	141	15	54	20	13	72.340%
175	MECHANICSVILLE	11/17/2014	314	236	238	317	19	159	23	35	74.448%
206	ASHLAND	11/5/2014	43	30	33	44	1	25	3	1	68.182%

NORTHERN REGION-- THIRTEENTH DISTRICT-- (10 Posts)

Post	Location	Last Transmittal	Prior Year Mbrs	Curr Year Mbrs	12/3/2014 75% Target Goal	Curr Year Goal	New Mbrs	Ren Mbrs	Paid Up For Life	On-line	Per Cent of Goal
215 +	GOOCHLAND	11/19/2014	138	108	105	140	8	66	22	12	77.143%
2003 +	FLUVANNA COUNTY	11/19/2014	151	148	115	153	20	88	19	21	96.732%
CDR: JOE DUDLEY(2003)			1927	1577	1463	1950	127	1003	256	191	80.872%

NORTHERN REGION-- FOURTEENTH DISTRICT-- (11 Posts)

Post	Location	Last Transmittal	Prior Year Mbrs	Curr Year Mbrs	12/3/2014 75% Target Goal	Curr Year Goal	New Mbrs	Ren Mbrs	Paid Up For Life	On-line	Per Cent of Goal
13 +	STAUNTON	11/19/2014	181	151	138	184	2	119	20	10	82.065%
27 +	DAYTON	11/19/2014	249	213	189	252	4	160	34	15	84.524%
76	HARRISONBURG	11/12/2014	47	32	36	48	0	26	5	1	66.667%
92	BATH COUNTY	8/12/2014	19	13	15	20	0	10	3	0	65.000%
126 +	BUENA VISTA	11/19/2014	99	85	76	101	0	72	9	4	84.158%
155	HIGHLAND	11/12/2014	8	5	12	16	0	4	1	0	31.250%
188	HARRISONBURG	11/4/2014	227	153	173	230	12	121	12	8	66.522%
222 +	ELKTON	9/17/2014	19	18	15	20	0	17	0	1	90.000%
278 +	PLAINS DISTRICT	11/12/2014	21	21	17	22	1	9	11	0	95.455%
291	LEXINGTON	11/12/2014	21	16	17	22	0	15	0	1	72.727%
340 +	EAST AUGUSTA COU	11/12/2014	189	164	144	192	5	103	41	15	85.417%
CDR: EDDIE HUMES(188)			1080	871	830	1107	24	656	136	55	78.681%

NORTHERN REGION-- FIFTEENTH DISTRICT-- (7 Posts)

Post	Location	Last Transmittal	Prior Year Mbrs	Curr Year Mbrs	12/3/2014 75% Target Goal	Curr Year Goal	New Mbrs	Ren Mbrs	Paid Up For Life	On-line	Per Cent of Goal
21 +	WINCHESTER	11/19/2014	501	379	379	505	8	314	31	26	75.050%
22 +	LURAY	11/19/2014	77	67	59	79	2	47	16	2	84.810%
41 +	BERRYVILLE	11/12/2014	175	169	133	177	2	136	8	23	95.480%
53	FRONT ROYAL	11/19/2014	406	288	308	410	7	222	41	18	70.244%
77 +	STRASBURG	11/19/2014	310	270	235	313	29	203	18	20	86.262%
166 +	NEW MARKET	11/17/2014	178	146	136	181	3	107	25	11	80.663%
199	WOODSTOCK	11/17/2014	492	367	372	496	2	309	25	31	73.992%
CDR: F. HILLYARD(77)			2139	1686	1621	2161	53	1338	164	131	78.019%

NORTHERN REGION-- SIXTEENTH DISTRICT-- (16 Posts)

Post	Location	Last Transmittal	Prior Year Mbrs	Curr Year Mbrs	12/3/2014 75% Target Goal	Curr Year Goal	New Mbrs	Ren Mbrs	Paid Up For Life	On-line	Per Cent of Goal
10	MANASSAS	11/17/2014	786	573	593	791	31	328	86	128	72.440%
28	DUMFRIES	11/19/2014	347	258	263	350	16	165	39	38	73.714%
34	LEESBURG	11/17/2014	87	59	67	89	0	32	16	11	66.292%
72	WARRENTON	11/17/2014	485	354	367	489	12	231	47	64	72.393%

NORTHERN REGION-- SIXTEENTH DISTRICT-- (16 Posts)

Post	Location	Last Transmittal	Prior Year Mbrs	Curr Year Mbrs	12/3/2014 75% Target Goal	Curr Year Goal	New Mbrs	Ren Mbrs	Paid Up For Life	On-line	Per Cent of Goal
114	MANASSAS	11/17/2014	77	51	59	79	0	34	11	6	64.557%
150 +	STERLING PARK	11/17/2014	106	89	81	108	0	58	12	19	82.407%
158	MANASSAS	11/5/2014	35	22	27	36	0	12	7	3	61.111%
247 ***	REMINGTON	11/4/2014	57	59	44	58	10	29	15	5	101.724%
290 +	STAFFORD	11/19/2014	654	511	494	659	20	337	69	85	77.542%
293	PURCELLVILLE	11/19/2014	234	159	178	237	1	112	16	30	67.089%
295 +	MIDDLEBURG	10/8/2014	32	28	25	33	3	22	1	2	84.848%
330	CULPEPER	11/19/2014	217	164	165	220	6	113	28	17	74.545%
360	WARRENTON	11/19/2014	29	18	23	30	0	10	7	1	60.000%
364	WOODBIDGE	11/17/2014	953	643	719	958	18	373	133	119	67.119%
1799	HAYMARKET	11/17/2014	132	94	101	134	2	41	10	41	70.149%
2001 +	ASHBURN	11/17/2014	62	61	47	63	6	21	11	23	96.825%
CDR: ROBERT YOWELL(247)			4293	3143	3251	4334	125	1918	508	592	72.520%

NORTHERN REGION-- SEVENTEENTH DISTRICT-- (18 Posts)

Post	Location	Last Transmittal	Prior Year Mbrs	Curr Year Mbrs	12/3/2014 75% Target Goal	Curr Year Goal	New Mbrs	Ren Mbrs	Paid Up For Life	On-line	Per Cent of Goal
24 +	ALEXANDRIA	11/19/2014	742	600	560	747	29	266	87	218	80.321%
44	ARLINGTON	11/17/2014	96	62	74	98	2	35	15	10	63.265%
85 +	ARLINGTON	11/17/2014	199	158	152	202	11	114	18	15	78.218%
123 +	GREENSPRING	11/19/2014	56	56	43	57	8	35	11	2	98.246%
129	ALEXANDRIA	11/17/2014	39	18	30	40	0	13	3	2	45.000%
130	FALLS CHURCH	11/17/2014	184	136	140	187	11	78	27	20	72.727%
139	ARLINGTON	11/17/2014	557	226	421	561	0	142	44	40	40.285%
162	LORTON	11/17/2014	487	318	368	491	9	215	32	62	64.766%
176	SPRINGFIELD	11/19/2014	1389	987	1046	1394	47	616	153	171	70.803%
177 +	FAIRFAX	11/19/2014	974	739	734	979	32	461	116	130	75.485%
180	VIENNA	11/17/2014	793	524	599	798	10	338	79	97	65.664%
184 +	HERNDON	11/19/2014	239	187	182	242	1	112	39	35	77.273%
194 +	ARLINGTON	11/19/2014	54	50	41	55	5	32	11	2	90.909%
225	FALLS CHURCH	11/5/2014	39	25	30	40	0	12	9	4	62.500%
270	McLEAN	11/19/2014	367	233	278	370	3	146	52	32	62.973%
1775	FORT BELVOIR	11/17/2014	76	20	59	78	0	0	14	6	25.641%
1976	ANNANDALE	11/17/2014	405	292	307	409	13	198	31	50	71.394%
1995 +	CENTREVILLE	11/19/2014	151	124	115	153	1	74	25	24	81.046%
CDR: C. CREDITT(129)			6847	4755	5176	6901	182	2887	766	920	68.903%

WESTERN REGION-- FIFTH DISTRICT-- (14 Posts)

Post	Location	Last Transmittal	Prior Year Mbrs	Curr Year Mbrs	12/3/2014 75% Target Goal	Curr Year Goal	New Mbrs	Ren Mbrs	Paid Up For Life	On-line	Per Cent of Goal
------	----------	------------------	-----------------	----------------	---------------------------	----------------	----------	----------	------------------	---------	------------------

WESTERN REGION-- FIFTH DISTRICT-- (14 Posts)

Post	Location	Last Transmittal	Prior Year Mbrs	Curr Year Mbrs	12/3/2014 75% Target Goal	Curr Year Goal	New Mbrs	Ren Mbrs	Paid Up For Life	On-line	Per Cent of Goal
8 +	SOUTH BOSTON	11/17/2014	320	247	242	323	4	214	18	11	76.471%
32	FARMVILLE	7/21/2014	20	1	16	21	0	0	1	0	4.762%
40	BLACKSTONE	7/21/2014	4	3	12	16	0	0	3	0	18.750%
43	CHASE CITY	10/16/2014	131	93	100	133	0	82	7	4	69.925%
45 +	CLARKSVILLE	11/17/2014	62	56	47	63	4	32	5	15	88.889%
50	CREWE	11/4/2014	68	48	52	69	4	30	3	11	69.565%
65	LAWRENCEVILLE	9/24/2014	14	10	12	16	6	4	0	0	62.500%
79 +	SOUTH HILL	11/19/2014	468	391	354	472	13	326	12	40	82.839%
94 *	ALBERTA	11/19/2014	10	13	12	16	3	9	1	0	81.250%
99	HALIFAX	11/17/2014	187	124	143	190	18	96	7	3	65.263%
102	VICTORIA		1		12	16					
147 +	KENBRIDGE	11/19/2014	42	38	32	43	0	23	11	4	88.372%
260 +	KEYSVILLE	11/19/2014	129	105	98	131	2	92	3	8	80.153%
342 *	VOLENS	11/19/2014	27	28	21	28	1	27	0	0	100.000%
CDR: TOM HART(147)			1483	1157	1153	1537	55	935	71	96	75.277%

WESTERN REGION-- SIXTH DISTRICT-- (13 Posts)

Post	Location	Last Transmittal	Prior Year Mbrs	Curr Year Mbrs	12/3/2014 75% Target Goal	Curr Year Goal	New Mbrs	Ren Mbrs	Paid Up For Life	On-line	Per Cent of Goal
6 +	ROCKY MOUNT	11/19/2014	141	115	107	143	2	102	7	4	80.420%
11	BASSETT	10/1/2014	83	20	64	85	0	8	4	8	23.529%
29	DANVILLE	11/12/2014	211	126	161	214	2	112	5	7	58.879%
42 +	MARTINSVILLE	11/12/2014	101	98	77	103	5	81	10	2	95.146%
47 +	CHATHAM	11/5/2014	25	21	20	26	2	15	0	4	80.769%
78 +	MARTINSVILLE	11/19/2014	195	149	149	198	2	136	6	5	75.253%
96 +	CALLAWAY	9/9/2014	15	14	12	16	0	13	0	1	87.500%
105	STUART	10/22/2014	84	64	65	86	2	53	6	3	74.419%
111 +	ROCKY MOUNT	10/16/2014	39	34	30	40	0	18	14	2	85.000%
127 +	FLOYD	11/12/2014	85	70	65	87	1	56	11	2	80.460%
232 +	GRETNA	10/29/2014	75	73	57	76	3	64	3	3	96.053%
325 +	DANVILLE	11/19/2014	353	294	267	356	4	260	20	10	82.584%
1097 +	DANVILLE	11/19/2014	378	293	287	382	16	223	30	24	76.702%
CDR: ROB PHELPS(325)			1785	1371	1359	1812	39	1141	116	75	75.662%

WESTERN REGION-- SEVENTH DISTRICT-- (9 Posts)

Post	Location	Last Transmittal	Prior Year Mbrs	Curr Year Mbrs	12/3/2014 75% Target Goal	Curr Year Goal	New Mbrs	Ren Mbrs	Paid Up For Life	On-line	Per Cent of Goal
7 +	PULASKI	11/12/2014	150	123	114	152	3	97	13	10	80.921%
9 +	WYTHEVILLE	10/29/2014	157	121	119	159	5	69	42	5	76.101%
18 +	MARION	11/19/2014	58	53	44	59	5	40	7	1	89.831%

WESTERN REGION-- SEVENTH DISTRICT-- (9 Posts)

Post	Location	Last Transmittal	Prior Year Mbrs	Curr Year Mbrs	12/3/2014 75% Target Goal	Curr Year Goal	New Mbrs	Ren Mbrs	Paid Up For Life	On-line	Per Cent of Goal
20	BLAND	10/16/2014	55	40	42	56	0	32	4	4	71.429%
58 +	DUBLIN	10/29/2014	43	42	33	44	1	35	1	5	95.455%
68 +	NARROWS	11/19/2014	127	97	97	129	3	71	23	0	75.194%
229 +	RURAL RETREAT	11/19/2014	154	122	117	156	0	74	36	12	78.205%
245	GALAX	11/17/2014	174	131	132	176	8	106	11	6	74.432%
311 +	PEMBROKE	10/22/2014	59	47	45	60	2	40	4	1	78.333%
CDR: ART TERRILL(68)			977	776	743	991	27	564	141	44	78.305%

WESTERN REGION-- EIGHTH DISTRICT-- (13 Posts)

Post	Location	Last Transmittal	Prior Year Mbrs	Curr Year Mbrs	12/3/2014 75% Target Goal	Curr Year Goal	New Mbrs	Ren Mbrs	Paid Up For Life	On-line	Per Cent of Goal
12 +	ABINGDON	11/17/2014	116	91	89	118	2	76	10	3	77.119%
14 +	POCAHONTAS	11/12/2014	97	80	74	99	0	69	6	5	80.808%
51	BRISTOL	7/17/2014	8	2	12	16	0	0	0	2	12.500%
122	BLUEFIELD	11/4/2014	33	23	26	34	0	20	3	0	67.647%
133	TAZEWELL	11/12/2014	116	88	89	118	4	72	10	2	74.576%
135	DAMASCUS	10/1/2014	42	25	32	43	1	22	2	0	58.140%
164 +	GRUNDY	11/5/2014	473	368	358	477	0	272	88	8	77.149%
185 +	JONESVILLE	11/19/2014	52	49	40	53	0	36	9	4	92.453%
208 +	LEBANON	11/5/2014	89	73	68	91	0	58	11	4	80.220%
227 +	CLINTWOOD	9/17/2014	27	21	21	28	0	15	4	2	75.000%
243	NORTON	11/17/2014	109	77	83	111	2	60	10	5	69.369%
265 +	GATE CITY	11/12/2014	108	85	83	110	4	73	1	7	77.273%
2000	HAYSI		1		12	16					
CDR: DENNIS GILBERT(208)			1271	982	986	1314	13	773	154	42	74.734%

WESTERN REGION-- NINTH DISTRICT-- (10 Posts)

Post	Location	Last Transmittal	Prior Year Mbrs	Curr Year Mbrs	12/3/2014 75% Target Goal	Curr Year Goal	New Mbrs	Ren Mbrs	Paid Up For Life	On-line	Per Cent of Goal
3 +	ROANOKE	11/17/2014	409	324	310	413	5	239	52	28	78.450%
4 +	COVINGTON	11/12/2014	75	59	57	76	0	48	7	4	77.632%
19	SALEM	8/20/2014	11	8	12	16	0	6	2	0	50.000%
30 +	RADFORD	11/12/2014	40	33	31	41	2	20	7	4	80.488%
59 +	CHRISTIANSBURG	11/17/2014	110	97	84	112	4	70	16	7	86.607%
80 +	VINTON	11/17/2014	104	90	80	106	0	72	13	5	84.906%
93 +	BUCHANAN	11/19/2014	63	58	48	64	2	44	7	5	90.625%
182 +	BLACKSBURG	11/4/2014	65	51	50	66	1	43	6	1	77.273%
240 +	TROUTVILLE	9/3/2014	28	28	22	29	2	13	12	1	96.552%
248 +	ROANOKE	11/17/2014	114	92	87	116	2	64	19	7	79.310%
CDR: GARLND LINKOUS(182)			1019	840	779	1039	18	619	141	62	80.847%

WESTERN REGION-- TENTH DISTRICT-- (11 Posts)

Post	Location	Last Transmittal	Prior Year Mbrs	Curr Year Mbrs	12/3/2014 75% Target Goal	Curr Year Goal	New Mbrs	Ren Mbrs	Paid Up For Life	On-line	Per Cent of Goal
16 +	LYNCHBURG	11/17/2014	1066	808	803	1071	75	618	41	74	75.444%
17 +	LOVINGSTON	11/19/2014	47	43	36	48	3	33	5	2	89.583%
36 +	ALTAVISTA	11/17/2014	57	44	44	58	3	35	3	3	75.862%
52 +	BROOKNEAL	11/17/2014	47	42	36	48	0	40	1	1	87.500%
54 +	BEDFORD	11/12/2014	159	129	121	161	2	98	18	11	80.124%
62 +	SMITH MTN LAKE	11/17/2014	31	28	24	32	1	12	5	10	87.500%
104	APPOMATTOX	11/19/2014	202	151	154	205	1	126	17	7	73.659%
134 +	DILLWYN	10/8/2014	39	34	30	40	2	31	0	1	85.000%
217	BIG ISLAND	10/8/2014	26	17	20	27	0	15	1	1	62.963%
269 +	CUMBERLAND	10/15/2014	32	25	25	33	2	21	1	1	75.758%
274	MADISON HEIGHTS	11/12/2014	124	85	95	126	0	77	6	2	67.460%
CDR: CHARLES PAYNE II(62)			1830	1406	1387	1849	89	1106	98	113	76.041%

*** POSTS EQUALING OR SURPASSING THEIR PRIOR YEAR MEMBERSHIP**

***** POSTS EQUALING OR SURPASSING THEIR CURRENT YEAR GOAL**

+ POSTS EQUALING OR SURPASSING THEIR TARGET GOAL