

# Dept of Virginia 2014-2015

3 Dec 2014

## Finishing First in the Membership Stakes

Hope Thanksgiving was great for all. The week has caused quite the action on the track.

Cardwell's Stable continues to shine in front but the North and East are closing it up. All above 70% and only 2 points 1<sup>st</sup> to 2<sup>nd</sup> then to 3<sup>rd</sup> Looking good.

Last report , Dudley's 13<sup>th</sup> was a hair ahead. With a solid 2.5% advance they have pulled away– is the 13<sup>th</sup>'s advance to hold? And what about Orzo's trainers continuing their move advancing 7 places this report.

Outstanding push , 6 more to first

Several jockeys get into the limelight this week .  
Congrats to Cdr Gray Post 60, Cdr McKinney Post 2001,  
Cdr West Post 240 for advancing into the 100%  
Winner's Circle.

Keep up the pressure. Visit nonrenewals and 141's in the next two weeks and ask them what the hay.

Lewis Field,  
Department Track Announcer

75%

North - AB Brown -75.5%

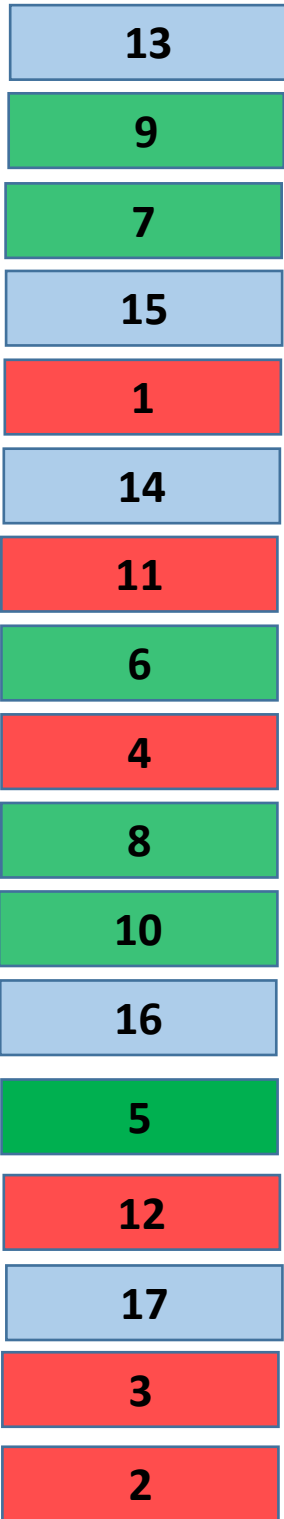
West - Robert Cardwell - 77.9%

East - Al Steward -73.6%

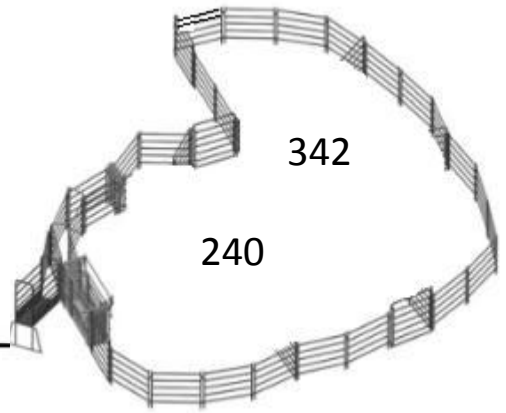
# Trainers

# Stable Owners


# 100% Jockeys



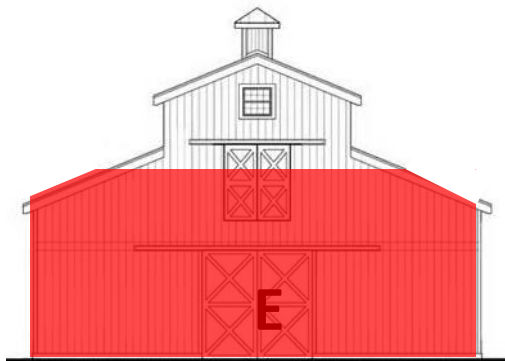
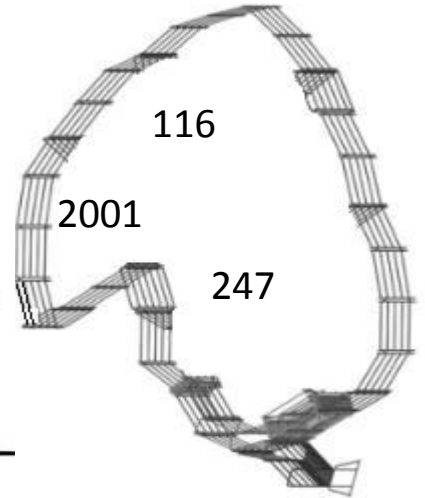
Cardwell's Corral



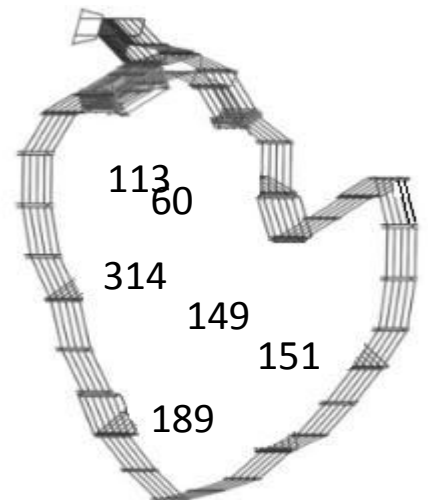
*Look at them go!!!*



Brown's Bonanza



Steward's Stables



**THE AMERICAN LEGION**  
**DEPARTMENT OF VIRGINIA**  
**REGION AND DISTRICT STANDINGS**  
**AS OF 12/3/2014**

**Regional Standings**

<b>Region</b>	<b>Stand-ings</b>	<b>Prior Year Mbrs</b>	<b>Curr Year Mbrs</b>	<b>Curr Year Goal</b>	<b>New Mbrs</b>	<b>Ren Mbrs</b>	<b>Paid Up For Life</b>	<b>Online</b>	<b>Per Cent of Goal</b>
WESTERN	1	8365	6656	8542	249	5237	721	449	77.921%
NORTHERN	2	16286	12420	16453	567	8058	1830	1965	75.488%
EASTERN	3	12686	9474	12868	485	6543	1163	1283	73.624%

**District Standings**

<b>District</b>		<b>Prior Year Mbrs</b>	<b>Curr Year Mbrs</b>	<b>Curr Year Goal</b>	<b>New Mbrs</b>	<b>Ren Mbrs</b>	<b>Paid Up For Life</b>	<b>Online</b>	<b>Per Cent of Goal</b>
THIRTEENTH	1	1927	1628	1950	143	1030	256	199	83.487%
NINTH	2	1019	853	1039	18	632	141	62	82.098%
SEVENTH	3	977	803	991	31	586	141	45	81.029%
FIFTEENTH	4	2139	1741	2161	61	1381	164	135	80.565%
FIRST	5	625	510	640	38	351	64	57	79.688%
FOURTEENTH	6	1080	876	1107	24	659	136	57	79.133%
ELEVENTH	7	3103	2456	3144	89	1739	310	318	78.117%
SIXTH	8	1785	1415	1812	42	1179	116	78	78.091%
FOURTH	9	1642	1290	1667	89	965	122	114	77.385%
EIGHTH	10	1271	1009	1314	14	792	154	49	76.788%
TENTH	11	1830	1416	1849	89	1111	98	118	76.582%
SIXTEENTH	12	4293	3301	4334	147	2026	508	620	76.165%
FIFTH	13	1483	1160	1537	55	937	71	97	75.472%
TWELFTH	14	1691	1274	1721	50	861	163	200	74.027%
SEVENTEENTH	15	6847	4874	6901	192	2962	766	954	70.627%
THIRD	16	2889	2029	2923	96	1335	337	261	69.415%
SECOND	17	2736	1915	2773	123	1292	167	333	69.059%
<b>TRADITIONAL:</b>		37337	28550	37863	1301	19838	3714	3697	75.403%
<b>POST 141:</b>		7963	6619	9236	77	4953	461	1128	71.665%
<b>CYBERPOST 1919:</b>		0	0	1	0	0	0		0.000%
<b>SUBTOTAL:</b>		45300	35169	47100	1378	24791	4175	4825	74.669%
<b>NEW DMS:</b>			0	0					
<b>OVERALL TOTAL</b>			35169	47100					

**YEAR TO DATE TOTALS AND SUMMARY**

<b>CURRENT YEAR GOAL:</b>	47100
<b>MEMBERSHIP AS OF 12/3/2014 :</b>	35169
<b>REMAINDER TO MEET GOAL:</b>	11931

**EASTERN REGION-- FIRST DISTRICT-- (4 Posts)**

Post	Location	Last Transmittal	Prior Year Mbrs	Curr Year Mbrs	12/3/2014 75% Target Goal	Curr Year Goal	New Mbrs	Ren Mbrs	Paid Up For Life	On-line	Per Cent of Goal
56 +	NORTHAMPTON	12/3/2014	231	194	176	234	10	138	16	30	82.906%
100 +	PARKSLEY	11/12/2014	15	15	12	16	2	11	2	0	93.750%
101	ONANCOCK	10/9/2014	15	11	17	23	0	0	11	0	47.826%
159 +	CHINCOTEAGUE	12/3/2014	364	290	275	367	26	202	35	27	79.019%
<b>CDR: RALPH ORZO(56)</b>			625	510	480	640	38	351	64	57	79.688%

**EASTERN REGION-- SECOND DISTRICT-- (14 Posts)**

Post	Location	Last Transmittal	Prior Year Mbrs	Curr Year Mbrs	12/3/2014 75% Target Goal	Curr Year Goal	New Mbrs	Ren Mbrs	Paid Up For Life	On-line	Per Cent of Goal
5	NORFOLK	12/2/2014	190	128	145	193	9	102	3	14	66.321%
35	NORFOLK	11/17/2014	91	66	70	93	2	41	5	18	70.968%
37	PORTSMOUTH	11/4/2014	9	7	12	16	0	6	0	1	43.750%
60 *	NORFOLK	12/3/2014	47	48	36	48	10	27	3	8	100.000%
81	VIRGINIA BEACH	9/3/2014	13	11	12	16	0	9	2	0	68.750%
110	VIRGINIA BEACH	12/2/2014	342	239	259	345	3	149	40	47	69.275%
113 ***	PRINCESS ANNE	9/9/2014	49	52	38	50	3	43	4	2	104.000%
118	NORFOLK	9/3/2014	27	17	21	28	0	11	4	2	60.714%
190	PORTSMOUTH	12/3/2014	299	135	227	302	7	103	6	19	44.702%
204 +	NORFOLK	12/3/2014	53	43	41	54	0	39	1	3	79.630%
280	CHESAPEAKE	12/2/2014	431	294	326	435	10	174	27	83	67.586%
310 +	CHURCHLAND	12/3/2014	74	73	56	75	1	51	7	14	97.333%
327 +	NORFOLK	12/3/2014	1023	777	771	1028	76	517	64	120	75.584%
1992	VIRGINIA BEACH	10/30/2014	88	25	68	90	2	20	1	2	27.778%
<b>CDR: ROD. DRUMMOND(5)</b>			2736	1915	2080	2773	123	1292	167	333	69.059%

**EASTERN REGION-- THIRD DISTRICT-- (17 Posts)**

Post	Location	Last Transmittal	Prior Year Mbrs	Curr Year Mbrs	12/3/2014 75% Target Goal	Curr Year Goal	New Mbrs	Ren Mbrs	Paid Up For Life	On-line	Per Cent of Goal
25	NEWPORT NEWS	12/2/2014	332	246	251	335	13	178	29	26	73.433%
31 +	HAMPTON	11/17/2014	85	65	65	87	2	41	15	7	74.713%
39 +	WILLIAMSBURG	12/3/2014	102	89	78	104	2	63	9	15	85.577%
48	HAMPTON	12/2/2014	114	79	87	116	1	32	34	12	68.103%
61	CHARLES CITY	12/3/2014	42	29	32	43	2	25	1	1	67.442%
67 +	HAMPTON	12/3/2014	164	127	125	166	6	88	24	9	76.506%
75	GLOUCESTER	12/2/2014	193	137	147	196	7	75	30	25	69.898%
83 +	MATHEWS	12/3/2014	183	157	140	186	3	123	17	14	84.409%
165 +	YORKTOWN	11/4/2014	22	20	17	23	1	12	6	1	86.957%
172 +	WEST POINT	11/19/2014	34	27	26	35	3	21	1	2	77.143%
255 +	NEWPORT NEWS	12/3/2014	97	74	74	99	2	55	4	13	74.747%
273 +	POQUOSON	11/17/2014	122	94	93	124	1	53	29	11	75.806%

**EASTERN REGION-- THIRD DISTRICT-- (17 Posts)**

Post	Location	Last Transmittal	Prior Year Mbrs	Curr Year Mbrs	12/3/2014 75% Target Goal	Curr Year Goal	New Mbrs	Ren Mbrs	Paid Up For Life	On-line	Per Cent of Goal
314 ***	AYLETT	11/4/2014	23	29	18	24	5	8	15	1	120.833%
368	NEWPORT NEWS	12/2/2014	1218	743	917	1223	46	492	105	100	60.752%
1776 +	WILLIAMSBURG	12/2/2014	94	85	72	96	2	60	6	17	88.542%
1991	TABB	12/2/2014	27	8	21	28	0	0	3	5	28.571%
1997	HAMPTON	11/19/2014	37	20	29	38	0	9	9	2	52.632%
<b>CDR: FLOYD BROWN(31)</b>			2889	2029	2192	2923	96	1335	337	261	69.415%

**EASTERN REGION-- FOURTH DISTRICT-- (14 Posts)**

Post	Location	Last Transmittal	Prior Year Mbrs	Curr Year Mbrs	12/3/2014 75% Target Goal	Curr Year Goal	New Mbrs	Ren Mbrs	Paid Up For Life	On-line	Per Cent of Goal
2	PETERSBURG	12/2/2014	408	275	309	412	31	183	25	36	66.748%
46 +	EMPORIA	12/3/2014	55	44	42	56	3	37	3	1	78.571%
49	SMITHFIELD	12/2/2014	182	133	139	185	3	94	19	17	71.892%
57 +	SUFFOLK	11/24/2014	101	81	77	103	3	66	4	8	78.641%
73 +	FRANKLIN	12/3/2014	119	93	91	121	1	77	11	4	76.860%
88 +	SUFFOLK	11/19/2014	72	61	55	73	8	45	4	4	83.562%
120 +	DISPUTANTA	12/2/2014	153	118	116	155	8	75	18	17	76.129%
146 +	HOPEWELL	12/3/2014	347	288	263	350	12	224	32	20	82.286%
149 ***	DINWIDDIE	12/3/2014	26	28	20	27	1	25	1	1	103.704%
151 ***	EMPORIA	11/19/2014	76	84	59	78	12	72	0	0	107.692%
160 +	SURRY	11/17/2014	35	34	27	36	2	26	2	4	94.444%
191	WAVERLY	11/19/2014	29	16	23	30	1	14	1	0	53.333%
264 +	JARRATT	12/3/2014	19	18	15	20	1	13	2	2	90.000%
276 +	BOYKINS	10/1/2014	20	17	16	21	3	14	0	0	80.952%
<b>CDR: JAMES ROVINSKI(120)</b>			1642	1290	1250	1667	89	965	122	114	77.385%

**EASTERN REGION-- ELEVENTH DISTRICT-- (20 Posts)**

Post	Location	Last Transmittal	Prior Year Mbrs	Curr Year Mbrs	12/3/2014 75% Target Goal	Curr Year Goal	New Mbrs	Ren Mbrs	Paid Up For Life	On-line	Per Cent of Goal
1 +	RICHMOND	12/3/2014	92	71	71	94	6	45	12	8	75.532%
38	RICHMOND	8/12/2014	22	14	17	23	0	13	1	0	60.870%
84 +	RICHMOND	11/19/2014	139	110	106	141	2	74	25	9	78.014%
87	AMELIA	10/16/2014	85	47	65	87	1	27	17	2	54.023%
91	CHESTERFIELD	10/8/2014	12	10	12	16	0	4	3	3	62.500%
108	RICHMOND	10/1/2014	43	26	33	44	0	22	3	1	59.091%
125 +	RICHMOND	12/2/2014	146	116	111	148	1	98	5	12	78.378%
136	ETTRICK	10/8/2014	30	21	23	31	0	21	0	0	67.742%
137	RICHMOND	11/24/2014	203	149	155	206	5	105	22	17	72.330%
144 +	HIGHLAND SPRINGS	12/2/2014	222	177	169	225	11	127	18	21	78.667%
186 +	MIDLOTHIAN	12/3/2014	352	292	266	355	14	196	25	57	82.254%

**EASTERN REGION-- ELEVENTH DISTRICT-- (20 Posts)**

Post	Location	Last Transmittal	Prior Year Mbrs	Curr Year Mbrs	12/3/2014 75% Target Goal	Curr Year Goal	New Mbrs	Ren Mbrs	Paid Up For Life	On-line	Per Cent of Goal
189 ***	RICHMOND	11/4/2014	31	35	24	32	7	17	10	1	109.375%
201 +	POWHATAN	12/2/2014	101	81	77	103	0	49	16	16	78.641%
210	RICHMOND	10/8/2014	29	13	23	30	1	9	2	1	43.333%
233 +	RICHMOND	10/22/2014	57	51	44	58	2	38	5	6	87.931%
242 +	SANDSTON	11/19/2014	93	72	71	95	2	58	10	2	75.789%
244 +	GLEN ALLEN	12/3/2014	143	124	109	145	1	104	8	11	85.517%
284 +	COLONIAL HEIGHTS	12/3/2014	1123	902	846	1128	29	617	122	134	79.965%
354 +	RICHMOND	12/3/2014	126	97	96	128	7	77	2	11	75.781%
361 +	RICHMOND	11/17/2014	54	48	41	55	0	38	4	6	87.273%
<b>CDR: CHUCK TALLEY(144)</b>			3103	2456	2358	3144	89	1739	310	318	78.117%

**EASTERN REGION-- TWELFTH DISTRICT-- (13 Posts)**

Post	Location	Last Transmittal	Prior Year Mbrs	Curr Year Mbrs	12/3/2014 75% Target Goal	Curr Year Goal	New Mbrs	Ren Mbrs	Paid Up For Life	On-line	Per Cent of Goal
55	FREDERICKSBURG	11/19/2014	161	117	122	163	3	86	16	12	71.779%
64 +	TAPPAHANNOCK	11/12/2014	57	46	44	58	1	37	3	5	79.310%
82 +	SALUDA	11/17/2014	29	25	23	30	5	8	7	5	83.333%
86 +	KILMARNOCK	12/2/2014	122	102	93	124	5	71	13	13	82.258%
89	KING GEORGE	12/3/2014	212	156	161	215	7	85	28	36	72.558%
117	REEDVILLE	11/17/2014	198	128	151	201	2	104	12	10	63.682%
148	COLONIAL BEACH	12/3/2014	243	182	185	246	11	129	14	28	73.984%
221	CAROLINE COUNTY	10/16/2014	60	35	46	61	1	19	8	7	57.377%
241	STORMONT	10/15/2014	9	9	12	16	0	8	0	1	56.250%
252 +	MONTROSS	11/17/2014	62	51	47	63	0	30	9	12	80.952%
320 +	SPOTSYLVANIA	12/2/2014	464	359	351	468	12	231	50	66	76.709%
329 +	DAHLGREN	10/29/2014	43	39	33	44	0	39	0	0	88.636%
401 +	WARSAW	11/17/2014	31	25	24	32	3	14	3	5	78.125%
<b>CDR: RON CURLINGS(221)</b>			1691	1274	1291	1721	50	861	163	200	74.027%

**NORTHERN REGION-- THIRTEENTH DISTRICT-- (10 Posts)**

Post	Location	Last Transmittal	Prior Year Mbrs	Curr Year Mbrs	12/3/2014 75% Target Goal	Curr Year Goal	New Mbrs	Ren Mbrs	Paid Up For Life	On-line	Per Cent of Goal
74 +	CHARLOTTESVILLE	12/2/2014	722	614	545	727	50	367	133	64	84.457%
90 +	BEAVERDAM	10/22/2014	35	27	27	36	2	17	4	4	75.000%
116 ***	LOUISA	12/3/2014	91	99	70	93	11	55	12	21	106.452%
128 +	STANARDSVILLE	12/3/2014	87	79	67	89	9	57	3	10	88.764%
156 +	ORANGE	11/24/2014	207	167	158	210	7	128	17	15	79.524%
157 +	MADISON	12/3/2014	139	106	106	141	15	57	20	14	75.177%
175 +	MECHANICSVILLE	12/2/2014	314	241	238	317	20	162	23	36	76.025%
206 +	ASHLAND	11/24/2014	43	33	33	44	1	28	3	1	75.000%

**NORTHERN REGION-- THIRTEENTH DISTRICT-- (10 Posts)**

Post	Location	Last Transmittal	Prior Year Mbrs	Curr Year Mbrs	12/3/2014 75% Target Goal	Curr Year Goal	New Mbrs	Ren Mbrs	Paid Up For Life	On-line	Per Cent of Goal
215 +	GOOCHLAND	11/24/2014	138	110	105	140	8	68	22	12	78.571%
2003 *	FLUVANNA COUNTY	12/3/2014	151	152	115	153	20	91	19	22	99.346%
<b>CDR: JOE DUDLEY(2003)</b>			1927	1628	1463	1950	143	1030	256	199	83.487%

**NORTHERN REGION-- FOURTEENTH DISTRICT-- (11 Posts)**

Post	Location	Last Transmittal	Prior Year Mbrs	Curr Year Mbrs	12/3/2014 75% Target Goal	Curr Year Goal	New Mbrs	Ren Mbrs	Paid Up For Life	On-line	Per Cent of Goal
13 +	STAUNTON	12/2/2014	181	153	138	184	2	119	20	12	83.152%
27 +	DAYTON	11/19/2014	249	213	189	252	4	160	34	15	84.524%
76	HARRISONBURG	11/12/2014	47	32	36	48	0	26	5	1	66.667%
92	BATH COUNTY	8/12/2014	19	13	15	20	0	10	3	0	65.000%
126 +	BUENA VISTA	11/19/2014	99	85	76	101	0	72	9	4	84.158%
155	HIGHLAND	11/12/2014	8	5	12	16	0	4	1	0	31.250%
188	HARRISONBURG	11/4/2014	227	153	173	230	12	121	12	8	66.522%
222 +	ELKTON	9/17/2014	19	18	15	20	0	17	0	1	90.000%
278 +	PLAINS DISTRICT	11/12/2014	21	21	17	22	1	9	11	0	95.455%
291	LEXINGTON	11/12/2014	21	16	17	22	0	15	0	1	72.727%
340 +	EAST AUGUSTA COU	12/3/2014	189	167	144	192	5	106	41	15	86.979%
<b>CDR: EDDIE HUMES(188)</b>			1080	876	830	1107	24	659	136	57	79.133%

**NORTHERN REGION-- FIFTEENTH DISTRICT-- (7 Posts)**

Post	Location	Last Transmittal	Prior Year Mbrs	Curr Year Mbrs	12/3/2014 75% Target Goal	Curr Year Goal	New Mbrs	Ren Mbrs	Paid Up For Life	On-line	Per Cent of Goal
21 +	WINCHESTER	12/3/2014	501	389	379	505	10	321	31	27	77.030%
22 +	LURAY	11/19/2014	77	67	59	79	2	47	16	2	84.810%
41 +	BERRYVILLE	12/2/2014	175	170	133	177	2	136	8	24	96.045%
53 +	FRONT ROYAL	12/3/2014	406	313	308	410	9	244	41	19	76.341%
77 +	STRASBURG	11/19/2014	310	270	235	313	29	203	18	20	86.262%
166 +	NEW MARKET	12/3/2014	178	147	136	181	4	107	25	11	81.215%
199 +	WOODSTOCK	12/3/2014	492	385	372	496	5	323	25	32	77.621%
<b>CDR: F. HILLYARD(77)</b>			2139	1741	1621	2161	61	1381	164	135	80.565%

**NORTHERN REGION-- SIXTEENTH DISTRICT-- (16 Posts)**

Post	Location	Last Transmittal	Prior Year Mbrs	Curr Year Mbrs	12/3/2014 75% Target Goal	Curr Year Goal	New Mbrs	Ren Mbrs	Paid Up For Life	On-line	Per Cent of Goal
10 +	MANASSAS	12/2/2014	786	607	593	791	43	343	86	135	76.738%
28	DUMFRIES	12/2/2014	347	258	263	350	16	164	39	39	73.714%
34	LEESBURG	11/24/2014	87	64	67	89	1	36	16	11	71.910%
72 +	WARRENTON	12/2/2014	485	376	367	489	14	250	47	65	76.892%



**NORTHERN REGION-- SIXTEENTH DISTRICT-- (16 Posts)**

Post	Location	Last Transmittal	Prior Year Mbrs	Curr Year Mbrs	12/3/2014 75% Target Goal	Curr Year Goal	New Mbrs	Ren Mbrs	Paid Up For Life	On-line	Per Cent of Goal
114	MANASSAS	11/17/2014	77	51	59	79	0	34	11	6	64.557%
150 +	STERLING PARK	11/17/2014	106	89	81	108	0	58	12	19	82.407%
158	MANASSAS	11/5/2014	35	22	27	36	0	12	7	3	61.111%
247 ***	REMINGTON	11/4/2014	57	59	44	58	10	29	15	5	101.724%
290 +	STAFFORD	12/3/2014	654	525	494	659	20	343	69	93	79.666%
293	PURCELLVILLE	12/2/2014	234	161	178	237	1	112	16	32	67.932%
295 +	MIDDLEBURG	10/8/2014	32	28	25	33	3	22	1	2	84.848%
330 +	CULPEPER	12/2/2014	217	168	165	220	6	116	28	18	76.364%
360 +	WARRENTON	12/3/2014	29	23	23	30	0	15	7	1	76.667%
364	WOODBIDGE	12/3/2014	953	702	719	958	22	424	133	123	73.278%
1799 +	HAYMARKET	12/3/2014	132	102	101	134	3	46	10	43	76.119%
2001 ***	ASHBURN	12/3/2014	62	66	47	63	8	22	11	25	104.762%
<b>CDR: ROBERT YOWELL(247)</b>			4293	3301	3251	4334	147	2026	508	620	76.165%

**NORTHERN REGION-- SEVENTEENTH DISTRICT-- (18 Posts)**

Post	Location	Last Transmittal	Prior Year Mbrs	Curr Year Mbrs	12/3/2014 75% Target Goal	Curr Year Goal	New Mbrs	Ren Mbrs	Paid Up For Life	On-line	Per Cent of Goal
24 +	ALEXANDRIA	12/3/2014	742	612	560	747	30	272	87	223	81.928%
44	ARLINGTON	12/2/2014	96	64	74	98	2	35	15	12	65.306%
85 +	ARLINGTON	11/17/2014	199	158	152	202	11	114	18	15	78.218%
123 +	GREENSPRING	11/19/2014	56	56	43	57	8	35	11	2	98.246%
129	ALEXANDRIA	12/2/2014	39	19	30	40	0	13	3	3	47.500%
130 +	FALLS CHURCH	12/3/2014	184	143	140	187	12	84	27	20	76.471%
139	ARLINGTON	12/2/2014	557	227	421	561	0	142	44	41	40.463%
162	LORTON	12/3/2014	487	334	368	491	11	228	32	63	68.024%
176	SPRINGFIELD	12/3/2014	1389	1005	1046	1394	52	624	153	176	72.095%
177 +	FAIRFAX	12/3/2014	974	759	734	979	33	472	116	138	77.528%
180	VIENNA	12/2/2014	793	539	599	798	10	352	79	98	67.544%
184 +	HERNDON	12/2/2014	239	188	182	242	1	112	39	36	77.686%
194 +	ARLINGTON	11/19/2014	54	50	41	55	5	32	11	2	90.909%
225	FALLS CHURCH	12/2/2014	39	26	30	40	0	12	9	5	65.000%
270	McLEAN	12/2/2014	367	242	278	370	3	154	52	33	65.405%
1775	FORT BELVOIR	12/2/2014	76	21	59	78	0	0	14	7	26.923%
1976	ANNANDALE	12/2/2014	405	306	307	409	13	207	31	55	74.817%
1995 +	CENTREVILLE	12/2/2014	151	125	115	153	1	74	25	25	81.699%
<b>CDR: C. CREDITT(129)</b>			6847	4874	5176	6901	192	2962	766	954	70.627%

**WESTERN REGION-- FIFTH DISTRICT-- (14 Posts)**

Post	Location	Last Transmittal	Prior Year Mbrs	Curr Year Mbrs	12/3/2014 75% Target Goal	Curr Year Goal	New Mbrs	Ren Mbrs	Paid Up For Life	On-line	Per Cent of Goal
------	----------	------------------	-----------------	----------------	---------------------------	----------------	----------	----------	------------------	---------	------------------



**WESTERN REGION-- FIFTH DISTRICT-- (14 Posts)**

Post	Location	Last Transmittal	Prior Year Mbrs	Curr Year Mbrs	12/3/2014 75% Target Goal	Curr Year Goal	New Mbrs	Ren Mbrs	Paid Up For Life	On-line	Per Cent of Goal
8 +	SOUTH BOSTON	12/2/2014	320	248	242	323	4	214	18	12	76.780%
32	FARMVILLE	7/21/2014	20	1	16	21	0	0	1	0	4.762%
40	BLACKSTONE	7/21/2014	4	3	12	16	0	0	3	0	18.750%
43	CHASE CITY	10/16/2014	131	93	100	133	0	82	7	4	69.925%
45 +	CLARKSVILLE	11/17/2014	62	56	47	63	4	32	5	15	88.889%
50	CREWE	12/3/2014	68	50	52	69	4	32	3	11	72.464%
65	LAWRENCEVILLE	9/24/2014	14	10	12	16	6	4	0	0	62.500%
79 +	SOUTH HILL	11/19/2014	468	391	354	472	13	326	12	40	82.839%
94 *	ALBERTA	11/19/2014	10	13	12	16	3	9	1	0	81.250%
99	HALIFAX	11/17/2014	187	124	143	190	18	96	7	3	65.263%
102	VICTORIA		1		12	16					
147 +	KENBRIDGE	11/19/2014	42	38	32	43	0	23	11	4	88.372%
260 +	KEYSVILLE	11/19/2014	129	105	98	131	2	92	3	8	80.153%
342 *	VOLENS	11/19/2014	27	28	21	28	1	27	0	0	100.000%
<b>CDR: TOM HART(147)</b>			1483	1160	1153	1537	55	937	71	97	75.472%

**WESTERN REGION-- SIXTH DISTRICT-- (13 Posts)**

Post	Location	Last Transmittal	Prior Year Mbrs	Curr Year Mbrs	12/3/2014 75% Target Goal	Curr Year Goal	New Mbrs	Ren Mbrs	Paid Up For Life	On-line	Per Cent of Goal
6 +	ROCKY MOUNT	11/19/2014	141	115	107	143	2	102	7	4	80.420%
11	BASSETT	10/1/2014	83	20	64	85	0	8	4	8	23.529%
29	DANVILLE	12/3/2014	211	142	161	214	2	128	5	7	66.355%
42 +	MARTINSVILLE	11/24/2014	101	100	77	103	6	82	10	2	97.087%
47 +	CHATHAM	11/5/2014	25	21	20	26	2	15	0	4	80.769%
78 +	MARTINSVILLE	12/3/2014	195	155	149	198	2	142	6	5	78.283%
96 +	CALLAWAY	12/3/2014	15	15	12	16	0	14	0	1	93.750%
105 +	STUART	12/2/2014	84	66	65	86	2	53	6	5	76.744%
111 +	ROCKY MOUNT	11/24/2014	39	35	30	40	0	19	14	2	87.500%
127 +	FLOYD	12/3/2014	85	72	65	87	1	58	11	2	82.759%
232 +	GRETNA	10/29/2014	75	73	57	76	3	64	3	3	96.053%
325 +	DANVILLE	11/19/2014	353	294	267	356	4	260	20	10	82.584%
1097 +	DANVILLE	12/3/2014	378	307	287	382	18	234	30	25	80.366%
<b>CDR: ROB PHELPS(325)</b>			1785	1415	1359	1812	42	1179	116	78	78.091%

**WESTERN REGION-- SEVENTH DISTRICT-- (9 Posts)**

Post	Location	Last Transmittal	Prior Year Mbrs	Curr Year Mbrs	12/3/2014 75% Target Goal	Curr Year Goal	New Mbrs	Ren Mbrs	Paid Up For Life	On-line	Per Cent of Goal
7 +	PULASKI	12/3/2014	150	126	114	152	4	99	13	10	82.895%
9 +	WYTHEVILLE	12/3/2014	157	125	119	159	5	72	42	6	78.616%
18 +	MARION	11/24/2014	58	57	44	59	6	43	7	1	96.610%

**WESTERN REGION-- SEVENTH DISTRICT-- (9 Posts)**

Post	Location	Last Transmittal	Prior Year Mbrs	Curr Year Mbrs	12/3/2014 75% Target Goal	Curr Year Goal	New Mbrs	Ren Mbrs	Paid Up For Life	On-line	Per Cent of Goal
20 +	BLAND	11/24/2014	55	47	42	56	1	38	4	4	83.929%
58 +	DUBLIN	10/29/2014	43	42	33	44	1	35	1	5	95.455%
68 +	NARROWS	11/19/2014	127	97	97	129	3	71	23	0	75.194%
229 +	RURAL RETREAT	11/19/2014	154	122	117	156	0	74	36	12	78.205%
245 +	GALAX	11/24/2014	174	140	132	176	9	114	11	6	79.545%
311 +	PEMBROKE	10/22/2014	59	47	45	60	2	40	4	1	78.333%
<b>CDR: ART TERRILL(68)</b>			977	803	743	991	31	586	141	45	81.029%

**WESTERN REGION-- EIGHTH DISTRICT-- (13 Posts)**

Post	Location	Last Transmittal	Prior Year Mbrs	Curr Year Mbrs	12/3/2014 75% Target Goal	Curr Year Goal	New Mbrs	Ren Mbrs	Paid Up For Life	On-line	Per Cent of Goal
12 +	ABINGDON	12/2/2014	116	94	89	118	2	77	10	5	79.661%
14 +	POCAHONTAS	11/12/2014	97	80	74	99	0	69	6	5	80.808%
51	BRISTOL	12/2/2014	8	3	12	16	0	0	0	3	18.750%
122	BLUEFIELD	11/4/2014	33	23	26	34	0	20	3	0	67.647%
133 +	TAZEWELL	12/3/2014	116	95	89	118	5	76	10	4	80.508%
135	DAMASCUS	10/1/2014	42	25	32	43	1	22	2	0	58.140%
164 +	GRUNDY	12/3/2014	473	376	358	477	0	279	88	9	78.826%
185 +	JONESVILLE	11/19/2014	52	49	40	53	0	36	9	4	92.453%
208 +	LEBANON	12/3/2014	89	77	68	91	0	62	11	4	84.615%
227 +	CLINTWOOD	9/17/2014	27	21	21	28	0	15	4	2	75.000%
243	NORTON	11/24/2014	109	80	83	111	2	63	10	5	72.072%
265 +	GATE CITY	12/2/2014	108	86	83	110	4	73	1	8	78.182%
2000	HAYSI		1		12	16					
<b>CDR: DENNIS GILBERT(208)</b>			1271	1009	986	1314	14	792	154	49	76.788%

**WESTERN REGION-- NINTH DISTRICT-- (10 Posts)**

Post	Location	Last Transmittal	Prior Year Mbrs	Curr Year Mbrs	12/3/2014 75% Target Goal	Curr Year Goal	New Mbrs	Ren Mbrs	Paid Up For Life	On-line	Per Cent of Goal
3 +	ROANOKE	11/24/2014	409	334	310	413	5	249	52	28	80.872%
4 +	COVINGTON	11/12/2014	75	59	57	76	0	48	7	4	77.632%
19	SALEM	8/20/2014	11	8	12	16	0	6	2	0	50.000%
30 +	RADFORD	11/12/2014	40	33	31	41	2	20	7	4	80.488%
59 +	CHRISTIANSBURG	11/24/2014	110	98	84	112	4	71	16	7	87.500%
80 +	VINTON	11/17/2014	104	90	80	106	0	72	13	5	84.906%
93 +	BUCHANAN	11/19/2014	63	58	48	64	2	44	7	5	90.625%
182 +	BLACKSBURG	11/4/2014	65	51	50	66	1	43	6	1	77.273%
240 *	TROUTVILLE	11/24/2014	28	29	22	29	2	14	12	1	100.000%
248 +	ROANOKE	11/24/2014	114	93	87	116	2	65	19	7	80.172%
<b>CDR: GARLND LINKOUS(182)</b>			1019	853	779	1039	18	632	141	62	82.098%

**WESTERN REGION-- TENTH DISTRICT-- (11 Posts)**

Post	Location	Last Transmittal	Prior Year Mbrs	Curr Year Mbrs	12/3/2014 75% Target Goal	Curr Year Goal	New Mbrs	Ren Mbrs	Paid Up For Life	On-line	Per Cent of Goal
16 +	LYNCHBURG	12/2/2014	1066	812	803	1071	75	618	41	78	75.817%
17 +	LOVINGSTON	11/19/2014	47	43	36	48	3	33	5	2	89.583%
36 +	ALTAVISTA	11/17/2014	57	44	44	58	3	35	3	3	75.862%
52 +	BROOKNEAL	11/17/2014	47	42	36	48	0	40	1	1	87.500%
54 +	BEDFORD	12/3/2014	159	131	121	161	2	99	18	12	81.366%
62 +	SMITH MTN LAKE	11/17/2014	31	28	24	32	1	12	5	10	87.500%
104	APPOMATTOX	11/19/2014	202	151	154	205	1	126	17	7	73.659%
134 +	DILLWYN	10/8/2014	39	34	30	40	2	31	0	1	85.000%
217	BIG ISLAND	10/8/2014	26	17	20	27	0	15	1	1	62.963%
269 +	CUMBERLAND	10/15/2014	32	25	25	33	2	21	1	1	75.758%
274	MADISON HEIGHTS	12/3/2014	124	89	95	126	0	81	6	2	70.635%
<b>CDR: CHARLES PAYNE II(62)</b>			1830	1416	1387	1849	89	1111	98	118	76.582%

**\* POSTS EQUALING OR SURPASSING THEIR PRIOR YEAR MEMBERSHIP**

**\*\*\* POSTS EQUALING OR SURPASSING THEIR CURRENT YEAR GOAL**

**+ POSTS EQUALING OR SURPASSING THEIR TARGET GOAL**