

Dept of Virginia 2014-2015

7 Jan 2014

Finishing First in the Membership Stakes

So the new calendar year starts with loud rumbling of hooves in the air.

As the New Year turn occurs , the Stable race closes dramatically with Cardwell's Corral still leading. All Stables are within 2.5% - setting up for an interesting couple months.

We have 15 trainers above 80% with 5 above the 7 Jan goal – congrats on the great work ongoing at all levels. During the break Orzo's 1st made a play for first and now Hillayrd's 15th made a play but Cdr Dudley's 13th stays on top this week.

Jockeys were busy busy getting into the Winners Circle
Outstanding congrats to

Cdr Atkins at 100, Cdr Bailey at 1, Cdr Jefferies at 310, Cdr Holland at 77, Cdr Greer at 18, Cdr Roberts at 45, Cdr McMillan at 65, Cdr Lewis at 232, Cdr Purvis at 17

Remember to look how to put **Action into your Intent** and show your community the advantage of your outstanding organization

Lewis Field,
Department Track Announcer


North - AB Brown 82.1%

West - Robert Cardwell - 83.8%

East - Al Steward -81.1%

85%

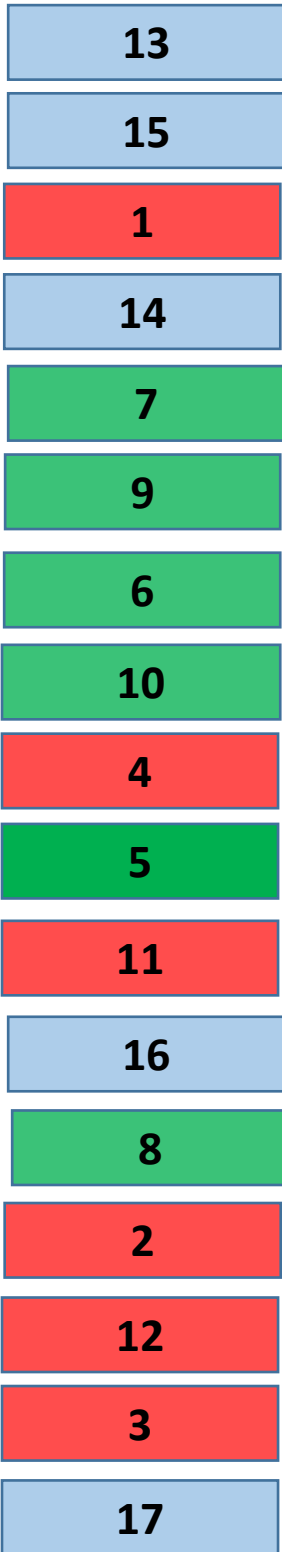
75%




Trainers

Stable Owners


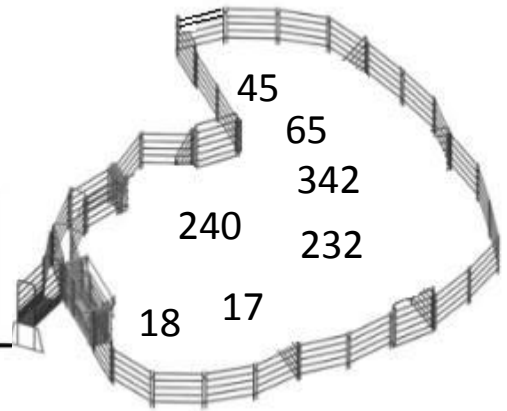
100% Jockeys



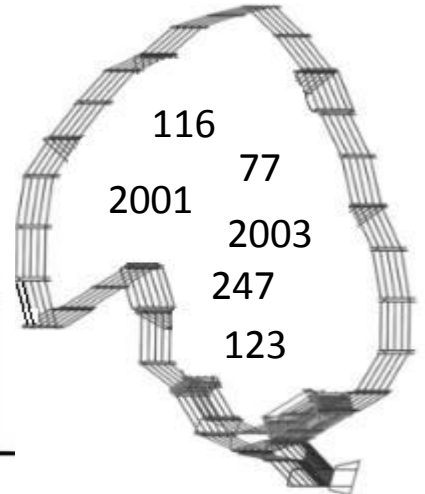
Nice roundup of new posts



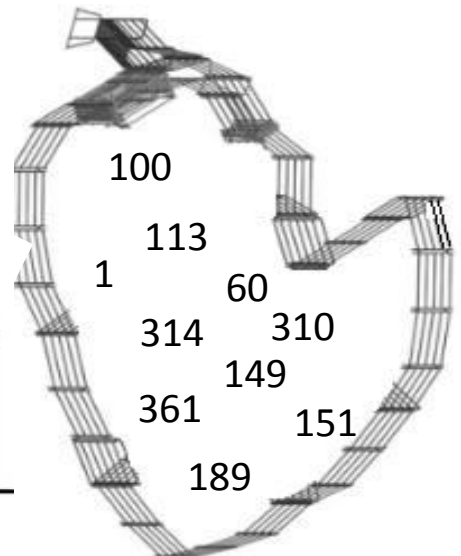
Cardwell's Corral



Brown's Bonanza



Steward's Stables



THE AMERICAN LEGION
DEPARTMENT OF VIRGINIA
REGION AND DISTRICT STANDINGS
AS OF 1/7/2015

Regional Standings

Region	Stand-ings	Prior Year Mbrs	Curr Year Mbrs	Curr Year Goal	New Mbrs	Ren Mbrs	Paid Up For Life	Online	Per Cent of Goal
WESTERN	1	8365	7154	8542	294	5618	722	520	83.751%
NORTHERN	2	16286	13511	16453	629	8709	1838	2335	82.119%
EASTERN	3	12686	10431	12868	590	7168	1169	1504	81.062%

District Standings

District		Prior Year Mbrs	Curr Year Mbrs	Curr Year Goal	New Mbrs	Ren Mbrs	Paid Up For Life	Online	Per Cent of Goal
THIRTEENTH	1	1927	1749	1950	153	1101	258	237	89.692%
FIFTEENTH	2	2139	1922	2161	66	1529	164	163	88.940%
FIRST	3	625	558	640	44	386	64	64	87.188%
FOURTEENTH	4	1080	954	1107	30	722	136	66	86.179%
SEVENTH	5	977	844	991	38	611	141	54	85.166%
NINTH	6	1019	881	1039	20	645	141	75	84.793%
SIXTH	7	1785	1529	1812	50	1275	117	87	84.382%
TENTH	8	1830	1560	1849	102	1225	98	135	84.370%
FOURTH	9	1642	1398	1667	109	1034	122	133	83.863%
FIFTH	10	1483	1278	1537	68	1025	71	114	83.149%
ELEVENTH	11	3103	2602	3144	106	1819	312	365	82.761%
SIXTEENTH	12	4293	3555	4334	165	2139	510	741	82.026%
EIGHTH	13	1271	1062	1314	16	837	154	55	80.822%
SECOND	14	2736	2227	2773	150	1512	167	398	80.310%
TWELFTH	15	1691	1381	1721	59	928	164	230	80.244%
THIRD	16	2889	2265	2923	122	1489	340	314	77.489%
SEVENTEENTH	17	6847	5331	6901	215	3218	770	1128	77.250%
TRADITIONAL:		37337	31096	37863	1513	21495	3729	4359	82.128%
POST 141:		7963	7116	9236	77	5162	467	1410	77.046%
CYBERPOST 1919:		0	0	1	0	0	0		0.000%
SUBTOTAL:		45300	38212	47100	1590	26657	4196	5769	81.130%
NEW DMS:			0	0					
OVERALL TOTAL			38212	47100					

YEAR TO DATE TOTALS AND SUMMARY

CURRENT YEAR GOAL:	47100
MEMBERSHIP AS OF 1/7/2015 :	38212
REMAINDER TO MEET GOAL:	8888

EASTERN REGION-- FIRST DISTRICT-- (4 Posts)

Post	Location	Last Transmittal	Prior Year Mbrs	Curr Year Mbrs	1/7/2015 85% Target Goal	Curr Year Goal	New Mbrs	Ren Mbrs	Paid Up For Life	On-line	Per Cent of Goal
56 +	NORTHAMPTON	12/31/2014	231	199	199	234	10	141	16	32	85.043%
100 *	PARKSLEY	12/30/2014	15	16	14	16	2	12	2	0	100.000%
101	ONANCOCK	1/1/2015	15	12	20	23	0	0	11	1	52.174%
159 +	CHINCOTEAGUE	12/31/2014	364	331	312	367	32	233	35	31	90.191%
CDR: RALPH ORZO(56)			625	558	544	640	44	386	64	64	87.188%

EASTERN REGION-- SECOND DISTRICT-- (14 Posts)

Post	Location	Last Transmittal	Prior Year Mbrs	Curr Year Mbrs	1/7/2015 85% Target Goal	Curr Year Goal	New Mbrs	Ren Mbrs	Paid Up For Life	On-line	Per Cent of Goal
5 +	NORFOLK	1/7/2015	190	169	164	193	11	142	3	13	87.565%
35	NORFOLK	12/17/2014	91	73	79	93	3	45	5	20	78.495%
37	PORTSMOUTH	12/17/2014	9	8	14	16	0	7	0	1	50.000%
60 ***	NORFOLK	1/1/2015	47	52	41	48	11	29	3	9	108.333%
81	VIRGINIA BEACH	12/17/2014	13	13	14	16	2	9	2	0	81.250%
110	VIRGINIA BEACH	1/1/2015	342	272	293	345	5	171	40	56	78.841%
113 ***	PRINCESS ANNE	9/9/2014	49	52	43	50	3	43	4	2	104.000%
118	NORFOLK	9/3/2014	27	17	24	28	0	11	4	2	60.714%
190	PORTSMOUTH	1/1/2015	299	176	257	302	10	136	6	24	58.278%
204	NORFOLK	12/31/2014	53	45	46	54	0	41	1	3	83.333%
280	CHESAPEAKE	1/1/2015	431	353	370	435	13	213	27	100	81.149%
310 ***	CHURCHLAND	1/1/2015	74	77	64	75	1	53	7	16	102.667%
327 +	NORFOLK	1/7/2015	1023	894	874	1028	89	591	64	150	86.965%
1992	VIRGINIA BEACH	12/9/2014	88	26	77	90	2	21	1	2	28.889%
CDR: ROD. DRUMMOND(5)			2736	2227	2357	2773	150	1512	167	398	80.310%

EASTERN REGION-- THIRD DISTRICT-- (17 Posts)

Post	Location	Last Transmittal	Prior Year Mbrs	Curr Year Mbrs	1/7/2015 85% Target Goal	Curr Year Goal	New Mbrs	Ren Mbrs	Paid Up For Life	On-line	Per Cent of Goal
25	NEWPORT NEWS	1/1/2015	332	269	285	335	14	194	30	31	80.299%
31	HAMPTON	1/1/2015	85	66	74	87	2	41	15	8	75.862%
39 +	WILLIAMSBURG	1/7/2015	102	94	88	104	3	65	9	17	90.385%
48	HAMPTON	1/1/2015	114	86	99	116	1	35	34	16	74.138%
61	CHARLES CITY	12/31/2014	42	33	37	43	3	28	1	1	76.744%
67	HAMPTON	12/3/2014	164	127	141	166	6	88	24	9	76.506%
75	GLOUCESTER	1/1/2015	193	150	167	196	8	81	31	30	76.531%
83 +	MATHEWS	1/1/2015	183	169	158	186	3	133	17	16	90.860%
165 +	YORKTOWN	11/4/2014	22	20	20	23	1	12	6	1	86.957%
172	WEST POINT	12/16/2014	34	28	30	35	3	21	1	3	80.000%
255 +	NEWPORT NEWS	1/7/2015	97	85	84	99	2	64	5	14	85.859%
273	POQUOSON	1/7/2015	122	103	105	124	3	57	29	14	83.065%

EASTERN REGION-- THIRD DISTRICT-- (17 Posts)

Post	Location	Last Transmittal	Prior Year Mbrs	Curr Year Mbrs	1/7/2015 85% Target Goal	Curr Year Goal	New Mbrs	Ren Mbrs	Paid Up For Life	On-line	Per Cent of Goal
314 ***	AYLETT	11/4/2014	23	29	20	24	5	8	15	1	120.833%
368	NEWPORT NEWS	1/7/2015	1218	872	1040	1223	66	576	105	125	71.300%
1776 +	WILLIAMSBURG	12/30/2014	94	88	82	96	2	62	6	18	91.667%
1991 +	TABB	1/1/2015	27	24	24	28	0	15	3	6	85.714%
1997	HAMPTON	1/1/2015	37	22	32	38	0	9	9	4	57.895%
CDR: FLOYD BROWN(31)			2889	2265	2485	2923	122	1489	340	314	77.489%

EASTERN REGION-- FOURTH DISTRICT-- (14 Posts)

Post	Location	Last Transmittal	Prior Year Mbrs	Curr Year Mbrs	1/7/2015 85% Target Goal	Curr Year Goal	New Mbrs	Ren Mbrs	Paid Up For Life	On-line	Per Cent of Goal
2	PETERSBURG	1/1/2015	408	325	350	412	41	212	25	47	78.883%
46 +	EMPORIA	1/7/2015	55	49	48	56	5	40	3	1	87.500%
49	SMITHFIELD	1/7/2015	182	146	157	185	5	100	19	22	78.919%
57 +	SUFFOLK	12/30/2014	101	88	88	103	3	73	4	8	85.437%
73	FRANKLIN	12/30/2014	119	98	103	121	1	82	11	4	80.992%
88 +	SUFFOLK	1/7/2015	72	64	62	73	10	45	4	5	87.671%
120 +	DISPUTANTA	1/7/2015	153	133	132	155	11	86	18	18	85.806%
146	HOPEWELL	12/31/2014	347	297	298	350	13	231	32	21	84.857%
149 ***	DINWIDDIE	12/3/2014	26	28	23	27	1	25	1	1	103.704%
151 ***	EMPORIA	12/18/2014	76	83	66	78	12	71	0	0	106.410%
160 +	SURRY	12/17/2014	35	35	31	36	2	27	2	4	97.222%
191	WAVERLY	11/19/2014	29	16	26	30	1	14	1	0	53.333%
264 +	JARRATT	12/23/2014	19	19	17	20	1	14	2	2	95.000%
276	BOYKINS	10/1/2014	20	17	18	21	3	14	0	0	80.952%
CDR: JAMES ROVINSKI(120)			1642	1398	1417	1667	109	1034	122	133	83.863%

EASTERN REGION-- ELEVENTH DISTRICT-- (20 Posts)

Post	Location	Last Transmittal	Prior Year Mbrs	Curr Year Mbrs	1/7/2015 85% Target Goal	Curr Year Goal	New Mbrs	Ren Mbrs	Paid Up For Life	On-line	Per Cent of Goal
1 ***	RICHMOND	1/1/2015	92	95	80	94	13	58	12	12	101.064%
38	RICHMOND	12/9/2014	22	16	20	23	0	15	1	0	69.565%
84 +	RICHMOND	1/7/2015	139	121	120	141	4	80	25	12	85.816%
87	AMELIA	1/1/2015	85	48	74	87	1	27	17	3	55.172%
91	CHESTERFIELD	1/7/2015	12	11	14	16	0	5	3	3	68.750%
108	RICHMOND	10/1/2014	43	26	37	44	0	22	3	1	59.091%
125	RICHMOND	1/1/2015	146	113	126	148	1	94	5	13	76.351%
136	ETTRICK	10/8/2014	30	21	26	31	0	21	0	0	67.742%
137	RICHMOND	1/7/2015	203	165	175	206	9	115	22	19	80.097%
144	HIGHLAND SPRINGS	1/7/2015	222	189	191	225	13	134	18	24	84.000%
186 +	MIDLOTHIAN	1/1/2015	352	304	302	355	14	205	25	60	85.634%

EASTERN REGION-- ELEVENTH DISTRICT-- (20 Posts)

Post	Location	Last Transmittal	Prior Year Mbrs	Curr Year Mbrs	1/7/2015 85% Target Goal	Curr Year Goal	New Mbrs	Ren Mbrs	Paid Up For Life	On-line	Per Cent of Goal
189 ***	RICHMOND	12/23/2014	31	37	27	32	8	18	10	1	115.625%
201	POWHATAN	1/1/2015	101	84	88	103	0	49	16	19	81.553%
210	RICHMOND	1/1/2015	29	17	26	30	1	11	2	3	56.667%
233 +	RICHMOND	1/1/2015	57	52	49	58	2	38	5	7	89.655%
242	SANDSTON	12/23/2014	93	73	81	95	2	59	10	2	76.842%
244 +	GLEN ALLEN	1/1/2015	143	128	123	145	1	107	8	12	88.276%
284	COLONIAL HEIGHTS	1/1/2015	1123	945	959	1128	30	637	124	154	83.777%
354	RICHMOND	12/16/2014	126	101	109	128	7	79	2	13	78.906%
361 ***	RICHMOND	12/23/2014	54	56	47	55	0	45	4	7	101.818%
CDR: CHUCK TALLEY(144)			3103	2602	2672	3144	106	1819	312	365	82.761%

EASTERN REGION-- TWELFTH DISTRICT-- (13 Posts)

Post	Location	Last Transmittal	Prior Year Mbrs	Curr Year Mbrs	1/7/2015 85% Target Goal	Curr Year Goal	New Mbrs	Ren Mbrs	Paid Up For Life	On-line	Per Cent of Goal
55	FREDERICKSBURG	1/1/2015	161	124	139	163	4	91	16	13	76.074%
64	TAPPAHANNOCK	12/10/2014	57	48	49	58	1	39	3	5	82.759%
82	SALUDA	11/17/2014	29	25	26	30	5	8	7	5	83.333%
86 +	KILMARNOCK	12/23/2014	122	105	105	124	5	74	13	13	84.677%
89	KING GEORGE	1/1/2015	212	166	183	215	8	86	28	44	77.209%
117	REEDVILLE	1/1/2015	198	139	171	201	3	110	12	14	69.154%
148	COLONIAL BEACH	1/7/2015	243	206	209	246	13	145	14	34	83.740%
221	CAROLINE COUNTY	12/23/2014	60	47	52	61	4	28	8	7	77.049%
241	STORMONT	10/15/2014	9	9	14	16	0	8	0	1	56.250%
252 +	MONTROSS	12/23/2014	62	58	54	63	0	36	10	12	92.063%
320	SPOTSYLVANIA	1/1/2015	464	388	398	468	13	249	50	76	82.906%
329 +	DAHLGREN	10/29/2014	43	39	37	44	0	39	0	0	88.636%
401 +	WARSAW	12/23/2014	31	27	27	32	3	15	3	6	84.375%
CDR: RON CURLINGS(221)			1691	1381	1463	1721	59	928	164	230	80.244%

NORTHERN REGION-- THIRTEENTH DISTRICT-- (10 Posts)

Post	Location	Last Transmittal	Prior Year Mbrs	Curr Year Mbrs	1/7/2015 85% Target Goal	Curr Year Goal	New Mbrs	Ren Mbrs	Paid Up For Life	On-line	Per Cent of Goal
74 +	CHARLOTTESVILLE	1/7/2015	722	665	618	727	57	396	135	77	91.472%
90	BEAVERDAM	10/22/2014	35	27	31	36	2	17	4	4	75.000%
116 ***	LOUISA	12/30/2014	91	101	79	93	11	57	12	21	108.602%
128 +	STANARDSVILLE	1/7/2015	87	84	76	89	9	62	3	10	94.382%
156	ORANGE	1/1/2015	207	171	179	210	7	130	17	17	81.429%
157 +	MADISON	1/7/2015	139	125	120	141	17	64	20	24	88.652%
175	MECHANICSVILLE	1/7/2015	314	265	269	317	21	178	23	43	83.596%
206	ASHLAND	12/17/2014	43	34	37	44	1	29	3	1	77.273%

NORTHERN REGION-- THIRTEENTH DISTRICT-- (10 Posts)

Post	Location	Last Transmittal	Prior Year Mbrs	Curr Year Mbrs	1/7/2015 85% Target Goal	Curr Year Goal	New Mbrs	Ren Mbrs	Paid Up For Life	On-line	Per Cent of Goal
215 +	GOOCHLAND	1/1/2015	138	121	119	140	8	75	22	16	86.429%
2003 ***	FLUVANNA COUNTY	1/1/2015	151	156	130	153	20	93	19	24	101.961%
CDR: JOE DUDLEY(2003)			1927	1749	1658	1950	153	1101	258	237	89.692%

NORTHERN REGION-- FOURTEENTH DISTRICT-- (11 Posts)

Post	Location	Last Transmittal	Prior Year Mbrs	Curr Year Mbrs	1/7/2015 85% Target Goal	Curr Year Goal	New Mbrs	Ren Mbrs	Paid Up For Life	On-line	Per Cent of Goal
13 +	STAUNTON	1/1/2015	181	159	156	184	2	124	20	13	86.413%
27 +	DAYTON	1/7/2015	249	225	214	252	5	169	34	17	89.286%
76	HARRISONBURG	1/1/2015	47	36	41	48	0	29	5	2	75.000%
92	BATH COUNTY	1/1/2015	19	14	17	20	0	10	3	1	70.000%
126 +	BUENA VISTA	12/30/2014	99	88	86	101	1	74	9	4	87.129%
155	HIGHLAND	11/12/2014	8	5	14	16	0	4	1	0	31.250%
188 +	HARRISONBURG	1/7/2015	227	199	196	230	15	161	12	11	86.522%
222 +	ELKTON	9/17/2014	19	18	17	20	0	17	0	1	90.000%
278 +	PLAINS DISTRICT	11/12/2014	21	21	19	22	1	9	11	0	95.455%
291	LEXINGTON	11/12/2014	21	16	19	22	0	15	0	1	72.727%
340 +	EAST AUGUSTA COU	12/31/2014	189	173	163	192	6	110	41	16	90.104%
CDR: EDDIE HUMES(188)			1080	954	941	1107	30	722	136	66	86.179%

NORTHERN REGION-- FIFTEENTH DISTRICT-- (7 Posts)

Post	Location	Last Transmittal	Prior Year Mbrs	Curr Year Mbrs	1/7/2015 85% Target Goal	Curr Year Goal	New Mbrs	Ren Mbrs	Paid Up For Life	On-line	Per Cent of Goal
21	WINCHESTER	12/31/2014	501	421	429	505	10	349	31	31	83.366%
22 +	LURAY	1/1/2015	77	70	67	79	2	49	16	3	88.608%
41 +	BERRYVILLE	1/1/2015	175	173	150	177	4	136	8	25	97.740%
53 +	FRONT ROYAL	1/7/2015	406	356	349	410	10	279	41	26	86.829%
77 ***	STRASBURG	1/1/2015	310	318	266	313	31	246	18	23	101.597%
166 +	NEW MARKET	1/1/2015	178	159	154	181	4	116	25	14	87.845%
199 +	WOODSTOCK	1/7/2015	492	425	422	496	5	354	25	41	85.685%
CDR: F. HILLYARD(77)			2139	1922	1837	2161	66	1529	164	163	88.940%

NORTHERN REGION-- SIXTEENTH DISTRICT-- (16 Posts)

Post	Location	Last Transmittal	Prior Year Mbrs	Curr Year Mbrs	1/7/2015 85% Target Goal	Curr Year Goal	New Mbrs	Ren Mbrs	Paid Up For Life	On-line	Per Cent of Goal
10 +	MANASSAS	1/7/2015	786	672	672	791	52	376	86	158	84.956%
28	DUMFRIES	1/1/2015	347	267	298	350	16	167	39	45	76.286%
34	LEESBURG	1/1/2015	87	65	76	89	1	36	16	12	73.034%
72	WARRENTON	1/1/2015	485	406	416	489	16	267	47	76	83.027%

NORTHERN REGION-- SIXTEENTH DISTRICT-- (16 Posts)

Post	Location	Last Transmittal	Prior Year Mbrs	Curr Year Mbrs	1/7/2015 85% Target Goal	Curr Year Goal	New Mbrs	Ren Mbrs	Paid Up For Life	On-line	Per Cent of Goal
114	MANASSAS	1/1/2015	77	52	67	79	0	33	11	8	65.823%
150 +	STERLING PARK	1/7/2015	106	95	92	108	0	60	12	23	87.963%
158	MANASSAS	12/5/2014	35	23	31	36	0	12	7	4	63.889%
247 ***	REMINGTON	1/1/2015	57	61	49	58	10	30	15	6	105.172%
290 +	STAFFORD	1/7/2015	654	575	560	659	24	361	70	120	87.253%
293	PURCELLVILLE	1/1/2015	234	181	201	237	3	124	16	38	76.371%
295 +	MIDDLEBURG	10/8/2014	32	28	28	33	3	22	1	2	84.848%
330	CULPEPER	12/30/2014	217	175	187	220	6	120	28	21	79.545%
360 +	WARRENTON	12/31/2014	29	27	26	30	1	18	7	1	90.000%
364	WOODBIDGE	1/7/2015	953	748	814	958	22	444	134	148	78.079%
1799	HAYMARKET	1/1/2015	132	108	114	134	3	46	10	49	80.597%
2001 ***	ASHBURN	1/1/2015	62	72	54	63	8	23	11	30	114.286%
CDR: ROBERT YOWELL(247)			4293	3555	3684	4334	165	2139	510	741	82.026%

NORTHERN REGION-- SEVENTEENTH DISTRICT-- (18 Posts)

Post	Location	Last Transmittal	Prior Year Mbrs	Curr Year Mbrs	1/7/2015 85% Target Goal	Curr Year Goal	New Mbrs	Ren Mbrs	Paid Up For Life	On-line	Per Cent of Goal
24 +	ALEXANDRIA	1/1/2015	742	657	635	747	32	287	87	251	87.952%
44	ARLINGTON	12/16/2014	96	65	83	98	2	35	15	13	66.327%
85	ARLINGTON	1/1/2015	199	170	172	202	13	120	18	19	84.158%
123 *	GREENSPRING	12/9/2014	56	57	48	57	9	35	11	2	100.000%
129	ALEXANDRIA	12/23/2014	39	20	34	40	0	14	3	3	50.000%
130	FALLS CHURCH	1/1/2015	184	153	159	187	13	90	27	23	81.818%
139	ARLINGTON	1/1/2015	557	240	477	561	0	142	44	54	42.781%
162	LORTON	1/1/2015	487	363	417	491	12	246	32	73	73.931%
176	SPRINGFIELD	1/7/2015	1389	1115	1185	1394	61	686	154	214	79.986%
177 +	FAIRFAX	1/7/2015	974	843	832	979	34	521	119	169	86.108%
180	VIENNA	1/1/2015	793	577	678	798	12	378	79	108	72.306%
184	HERNDON	1/1/2015	239	205	206	242	1	119	39	46	84.711%
194 +	ARLINGTON	1/7/2015	54	53	47	55	6	34	11	2	96.364%
225	FALLS CHURCH	12/31/2014	39	29	34	40	0	14	9	6	72.500%
270	McLEAN	1/1/2015	367	251	315	370	4	158	52	37	67.838%
1775	FORT BELVOIR	12/31/2014	76	58	66	78	0	33	14	11	74.359%
1976	ANNANDALE	1/7/2015	405	337	348	409	15	224	31	67	82.396%
1995 +	CENTREVILLE	1/7/2015	151	138	130	153	1	82	25	30	90.196%
CDR: C. CREDITT(129)			6847	5331	5866	6901	215	3218	770	1128	77.250%

WESTERN REGION-- FIFTH DISTRICT-- (14 Posts)

Post	Location	Last Transmittal	Prior Year Mbrs	Curr Year Mbrs	1/7/2015 85% Target Goal	Curr Year Goal	New Mbrs	Ren Mbrs	Paid Up For Life	On-line	Per Cent of Goal
------	----------	------------------	-----------------	----------------	--------------------------	----------------	----------	----------	------------------	---------	------------------

WESTERN REGION-- FIFTH DISTRICT-- (14 Posts)

Post	Location	Last Transmittal	Prior Year Mbrs	Curr Year Mbrs	1/7/2015 85% Target Goal	Curr Year Goal	New Mbrs	Ren Mbrs	Paid Up For Life	On-line	Per Cent of Goal
8 +	SOUTH BOSTON	1/1/2015	320	276	275	323	7	237	18	14	85.449%
32	FARMVILLE	1/7/2015	20	14	18	21	0	12	1	1	66.667%
40	BLACKSTONE	7/21/2014	4	3	14	16	0	0	3	0	18.750%
43	CHASE CITY	1/1/2015	131	109	113	133	0	97	7	5	81.955%
45 ***	CLARKSVILLE	1/1/2015	62	64	54	63	5	36	5	18	101.587%
50	CREWE	1/1/2015	68	57	59	69	4	36	3	14	82.609%
65 ***	LAWRENCEVILLE	12/31/2014	14	17	14	16	10	7	0	0	106.250%
79 +	SOUTH HILL	1/1/2015	468	415	401	472	13	344	12	46	87.924%
94 *	ALBERTA	11/19/2014	10	13	14	16	3	9	1	0	81.250%
99	HALIFAX	12/30/2014	187	138	162	190	23	104	7	4	72.632%
102	VICTORIA		1		14	16					
147 +	KENBRIDGE	12/31/2014	42	39	37	43	0	24	11	4	90.698%
260	KEYSVILLE	11/19/2014	129	105	111	131	2	92	3	8	80.153%
342 *	VOLENS	11/19/2014	27	28	24	28	1	27	0	0	100.000%
CDR: TOM HART(147)			1483	1278	1306	1537	68	1025	71	114	83.149%

WESTERN REGION-- SIXTH DISTRICT-- (13 Posts)

Post	Location	Last Transmittal	Prior Year Mbrs	Curr Year Mbrs	1/7/2015 85% Target Goal	Curr Year Goal	New Mbrs	Ren Mbrs	Paid Up For Life	On-line	Per Cent of Goal
6	ROCKY MOUNT	1/1/2015	141	119	122	143	2	105	7	5	83.217%
11	BASSETT	12/23/2014	83	50	72	85	0	37	4	9	58.824%
29	DANVILLE	12/31/2014	211	156	182	214	2	141	5	8	72.897%
42 *	MARTINSVILLE	1/7/2015	101	102	88	103	6	84	10	2	99.029%
47 +	CHATHAM	12/17/2014	25	24	22	26	3	17	0	4	92.308%
78	MARTINSVILLE	1/1/2015	195	164	168	198	2	150	6	6	82.828%
96 +	CALLAWAY	12/3/2014	15	15	14	16	0	14	0	1	93.750%
105	STUART	12/23/2014	84	69	73	86	2	56	6	5	80.233%
111 +	ROCKY MOUNT	11/24/2014	39	35	34	40	0	19	14	2	87.500%
127 +	FLOYD	12/31/2014	85	74	74	87	2	59	11	2	85.057%
232 *	GRETNA	12/23/2014	75	76	65	76	5	65	3	3	100.000%
325 +	DANVILLE	1/1/2015	353	313	303	356	7	272	20	14	87.921%
1097 +	DANVILLE	12/23/2014	378	332	325	382	19	256	31	26	86.911%
CDR: ROB PHELPS(325)			1785	1529	1540	1812	50	1275	117	87	84.382%

WESTERN REGION-- SEVENTH DISTRICT-- (9 Posts)

Post	Location	Last Transmittal	Prior Year Mbrs	Curr Year Mbrs	1/7/2015 85% Target Goal	Curr Year Goal	New Mbrs	Ren Mbrs	Paid Up For Life	On-line	Per Cent of Goal
7 +	PULASKI	1/7/2015	150	131	129	152	5	102	13	11	86.184%
9	WYTHEVILLE	1/7/2015	157	132	135	159	6	78	42	6	83.019%
18 ***	MARION	1/1/2015	58	62	50	59	8	44	7	3	105.085%

WESTERN REGION-- SEVENTH DISTRICT-- (9 Posts)

Post	Location	Last Transmittal	Prior Year Mbrs	Curr Year Mbrs	1/7/2015 85% Target Goal	Curr Year Goal	New Mbrs	Ren Mbrs	Paid Up For Life	On-line	Per Cent of Goal
20 +	BLAND	12/23/2014	55	49	48	56	1	40	4	4	87.500%
58 +	DUBLIN	12/17/2014	43	43	37	44	2	35	1	5	97.727%
68	NARROWS	12/23/2014	127	99	110	129	4	72	23	0	76.744%
229	RURAL RETREAT	12/17/2014	154	126	133	156	0	77	36	13	80.769%
245 +	GALAX	1/1/2015	174	152	150	176	10	120	11	11	86.364%
311	PEMBROKE	12/30/2014	59	50	51	60	2	43	4	1	83.333%
CDR: ART TERRILL(68)			977	844	842	991	38	611	141	54	85.166%

WESTERN REGION-- EIGHTH DISTRICT-- (13 Posts)

Post	Location	Last Transmittal	Prior Year Mbrs	Curr Year Mbrs	1/7/2015 85% Target Goal	Curr Year Goal	New Mbrs	Ren Mbrs	Paid Up For Life	On-line	Per Cent of Goal
12 +	ABINGDON	1/7/2015	116	102	100	118	2	85	10	5	86.441%
14 +	POCAHONTAS	1/7/2015	97	85	84	99	0	74	6	5	85.859%
51	BRISTOL	12/2/2014	8	3	14	16	0	0	0	3	18.750%
122	BLUEFIELD	12/30/2014	33	26	29	34	0	23	3	0	76.471%
133 +	TAZEWELL	1/1/2015	116	100	100	118	5	77	10	8	84.746%
135	DAMASCUS	12/9/2014	42	30	37	43	1	27	2	0	69.767%
164	GRUNDY	1/7/2015	473	383	405	477	0	285	88	10	80.294%
185 +	JONESVILLE	11/19/2014	52	49	45	53	0	36	9	4	92.453%
208 +	LEBANON	12/30/2014	89	82	77	91	0	67	11	4	90.110%
227	CLINTWOOD	9/17/2014	27	21	24	28	0	15	4	2	75.000%
243	NORTON	12/23/2014	109	84	94	111	3	66	10	5	75.676%
265 +	GATE CITY	1/7/2015	108	97	94	110	5	82	1	9	88.182%
2000	HAYSI		1		14	16					
CDR: DENNIS GILBERT(208)			1271	1062	1117	1314	16	837	154	55	80.822%

WESTERN REGION-- NINTH DISTRICT-- (10 Posts)

Post	Location	Last Transmittal	Prior Year Mbrs	Curr Year Mbrs	1/7/2015 85% Target Goal	Curr Year Goal	New Mbrs	Ren Mbrs	Paid Up For Life	On-line	Per Cent of Goal
3	ROANOKE	1/1/2015	409	340	351	413	5	249	52	34	82.324%
4	COVINGTON	1/7/2015	75	62	65	76	0	50	7	5	81.579%
19	SALEM	12/17/2014	11	9	14	16	0	7	2	0	56.250%
30 +	RADFORD	12/23/2014	40	37	35	41	4	22	7	4	90.244%
59 +	CHRISTIANSBURG	12/9/2014	110	99	95	112	4	72	16	7	88.393%
80 +	VINTON	12/17/2014	104	93	90	106	0	73	13	7	87.736%
93 +	BUCHANAN	11/19/2014	63	58	54	64	2	44	7	5	90.625%
182 +	BLACKSBURG	1/7/2015	65	56	56	66	1	46	6	3	84.848%
240 *	TROUTVILLE	11/24/2014	28	29	25	29	2	14	12	1	100.000%
248	ROANOKE	1/1/2015	114	98	99	116	2	68	19	9	84.483%
CDR: GARLND LINKOUS(182)			1019	881	883	1039	20	645	141	75	84.793%

WESTERN REGION-- TENTH DISTRICT-- (11 Posts)

Post	Location	Last Transmittal	Prior Year Mbrs	Curr Year Mbrs	1/7/2015 85% Target Goal	Curr Year Goal	New Mbrs	Ren Mbrs	Paid Up For Life	On-line	Per Cent of Goal
16 +	LYNCHBURG	1/1/2015	1066	919	910	1071	85	701	41	92	85.808%
17 ***	LOVINGSTON	12/23/2014	47	49	41	48	4	38	5	2	102.083%
36	ALTAVISTA	12/9/2014	57	48	49	58	3	39	3	3	82.759%
52 +	BROOKNEAL	12/9/2014	47	43	41	48	1	40	1	1	89.583%
54	BEDFORD	1/1/2015	159	136	137	161	2	104	18	12	84.472%
62 +	SMITH MTN LAKE	12/30/2014	31	29	27	32	1	13	5	10	90.625%
104	APPOMATTOX	1/7/2015	202	162	174	205	2	134	17	9	79.024%
134 +	DILLWYN	10/8/2014	39	34	34	40	2	31	0	1	85.000%
217	BIG ISLAND	10/8/2014	26	17	23	27	0	15	1	1	62.963%
269	CUMBERLAND	12/16/2014	32	26	28	33	2	21	1	2	78.788%
274	MADISON HEIGHTS	12/30/2014	124	97	107	126	0	89	6	2	76.984%
CDR: CHARLES PAYNE II(62)			1830	1560	1572	1849	102	1225	98	135	84.370%

*** POSTS EQUALING OR SURPASSING THEIR PRIOR YEAR MEMBERSHIP**

***** POSTS EQUALING OR SURPASSING THEIR CURRENT YEAR GOAL**

+ POSTS EQUALING OR SURPASSING THEIR TARGET GOAL