

Dept of Virginia 2014-2015

14 Jan 2015

Finishing First in the Membership Stakes

- The race continues to tighten up at the Stables with the East brushing up along the North with both still chasing the West.

2.2% covers the stables.

Congrats to Dudley's 13th for hitting 90% with several on the cusp of hitting it. Keep up the great work across all Districts.

Again, look at your awards manual to see what you need to be turning in for your team's excellent work. Why not reward those helping get those pax in to run your programs. Thinking of which congrats to Frank Hillyard on winning this year's PUFL.

Start looking at spring fairs and activities in your area to run a booth. Remember to emphasize what we do and how we help vs jumping all over prospects for membership. Your programs will draw the members .

85%

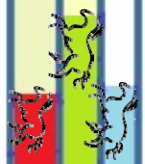
Remember to look how to put **Action into your Intent** and show your community the advantage of your outstanding organization

Lewis Field,
Department Track Announcer

North - AB Brown 82.8%

West - Robert Cardwell - 84.4%

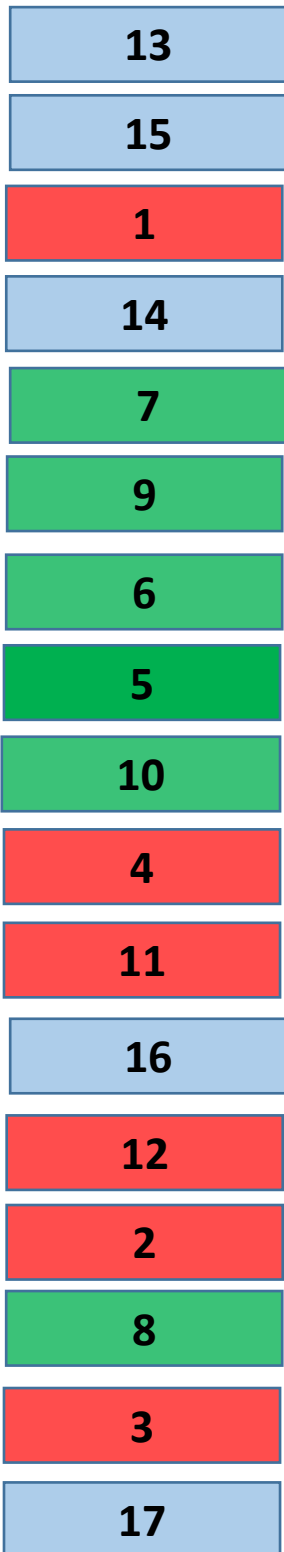
East - Al Steward -82.1%




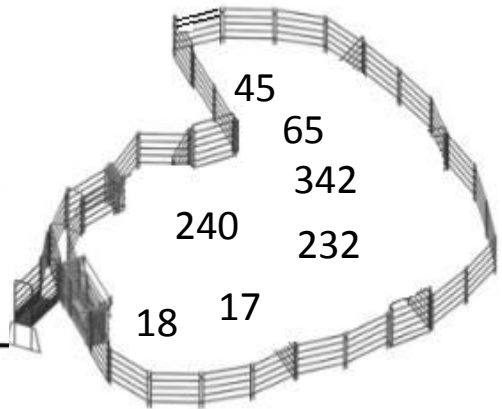
Trainers

Stable Owners

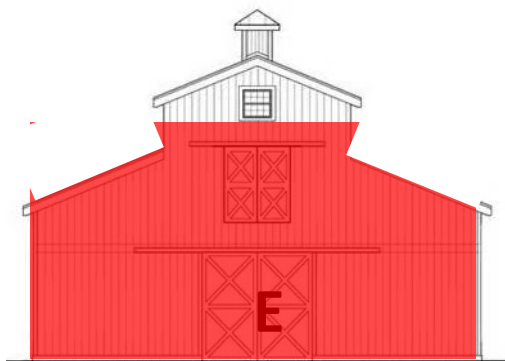
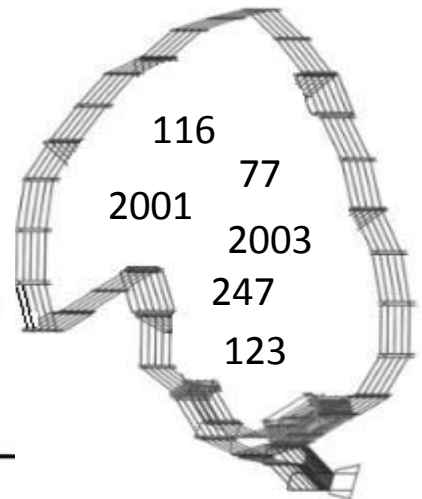
100% Jockeys



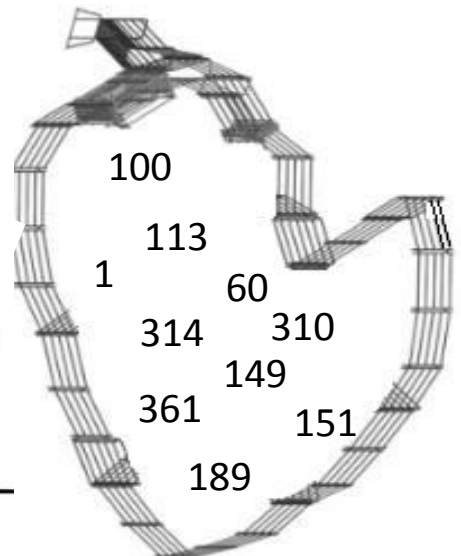
Cardwell's Corral



Brown's Bonanza



Steward's Stables



THE AMERICAN LEGION
DEPARTMENT OF VIRGINIA
REGION AND DISTRICT STANDINGS
AS OF 1/14/2015

Regional Standings

Region	Stand-ings	Prior Year Mbrs	Curr Year Mbrs	Curr Year Goal	New Mbrs	Ren Mbrs	Paid Up For Life	Online	Per Cent of Goal
WESTERN	1	8365	7209	8542	300	5667	722	520	84.395%
NORTHERN	2	16286	13618	16453	640	8805	1838	2335	82.769%
EASTERN	3	12686	10568	12868	603	7292	1169	1504	82.126%

District Standings

District		Prior Year Mbrs	Curr Year Mbrs	Curr Year Goal	New Mbrs	Ren Mbrs	Paid Up For Life	Online	Per Cent of Goal
THIRTEENTH	1	1927	1761	1950	153	1113	258	237	90.308%
FIFTEENTH	2	2139	1931	2161	67	1537	164	163	89.357%
FIRST	3	625	558	640	44	386	64	64	87.188%
FOURTEENTH	4	1080	957	1107	30	725	136	66	86.450%
SEVENTH	5	977	849	991	39	615	141	54	85.671%
NINTH	6	1019	884	1039	20	648	141	75	85.082%
SIXTH	7	1785	1539	1812	51	1284	117	87	84.934%
FIFTH	8	1483	1303	1537	70	1048	71	114	84.776%
TENTH	9	1830	1563	1849	103	1227	98	135	84.532%
FOURTH	10	1642	1408	1667	109	1044	122	133	84.463%
ELEVENTH	11	3103	2628	3144	107	1844	312	365	83.588%
SIXTEENTH	12	4293	3577	4334	168	2158	510	741	82.533%
TWELFTH	13	1691	1413	1721	65	954	164	230	82.103%
SECOND	14	2736	2272	2773	151	1556	167	398	81.933%
EIGHTH	15	1271	1071	1314	17	845	154	55	81.507%
THIRD	16	2889	2289	2923	127	1508	340	314	78.310%
SEVENTEENTH	17	6847	5392	6901	222	3272	770	1128	78.134%
TRADITIONAL:		37337	31395	37863	1543	21764	3729	4359	82.917%
POST 141:		7963	7116	9236	77	5162	467	1410	77.046%
CYBERPOST 1919:		0	0	1	0	0	0		0.000%
SUBTOTAL:		45300	38511	47100	1620	26926	4196	5769	81.764%
NEW DMS:			0	0					
OVERALL TOTAL			38511	47100					

YEAR TO DATE TOTALS AND SUMMARY

CURRENT YEAR GOAL:	47100
MEMBERSHIP AS OF 1/14/2015 :	38511
REMAINDER TO MEET GOAL:	8589

EASTERN REGION-- FIRST DISTRICT-- (4 Posts)

Post	Location	Last Transmittal	Prior Year Mbrs	Curr Year Mbrs	2/4/2015 90% Target Goal	Curr Year Goal	New Mbrs	Ren Mbrs	Paid Up For Life	On-line	Per Cent of Goal
56	NORTHAMPTON	12/31/2014	231	199	211	234	10	141	16	32	85.043%
100 *	PARKSLEY	12/30/2014	15	16	14	16	2	12	2	0	100.000%
101	ONANCOCK	1/1/2015	15	12	21	23	0	0	11	1	52.174%
159 +	CHINCOTEAGUE	12/31/2014	364	331	330	367	32	233	35	31	90.191%
CDR: RALPH ORZO(56)			625	558	576	640	44	386	64	64	87.188%

EASTERN REGION-- SECOND DISTRICT-- (14 Posts)

Post	Location	Last Transmittal	Prior Year Mbrs	Curr Year Mbrs	2/4/2015 90% Target Goal	Curr Year Goal	New Mbrs	Ren Mbrs	Paid Up For Life	On-line	Per Cent of Goal
5	NORFOLK	1/12/2015	190	168	174	193	11	141	3	13	87.047%
35	NORFOLK	12/17/2014	91	73	84	93	3	45	5	20	78.495%
37	PORTSMOUTH	12/17/2014	9	8	14	16	0	7	0	1	50.000%
60 ***	NORFOLK	1/1/2015	47	52	43	48	11	29	3	9	108.333%
81	VIRGINIA BEACH	12/17/2014	13	13	14	16	2	9	2	0	81.250%
110	VIRGINIA BEACH	1/1/2015	342	272	311	345	5	171	40	56	78.841%
113 ***	PRINCESS ANNE	9/9/2014	49	52	45	50	3	43	4	2	104.000%
118	NORFOLK	9/3/2014	27	17	25	28	0	11	4	2	60.714%
190	PORTSMOUTH	1/14/2015	299	203	272	302	10	163	6	24	67.219%
204	NORFOLK	12/31/2014	53	45	49	54	0	41	1	3	83.333%
280	CHESAPEAKE	1/14/2015	431	372	392	435	14	231	27	100	85.517%
310 ***	CHURCHLAND	1/1/2015	74	77	68	75	1	53	7	16	102.667%
327	NORFOLK	1/7/2015	1023	894	925	1028	89	591	64	150	86.965%
1992	VIRGINIA BEACH	12/9/2014	88	26	81	90	2	21	1	2	28.889%
CDR: ROD. DRUMMOND(5)			2736	2272	2496	2773	151	1556	167	398	81.933%

EASTERN REGION-- THIRD DISTRICT-- (17 Posts)

Post	Location	Last Transmittal	Prior Year Mbrs	Curr Year Mbrs	2/4/2015 90% Target Goal	Curr Year Goal	New Mbrs	Ren Mbrs	Paid Up For Life	On-line	Per Cent of Goal
25	NEWPORT NEWS	1/1/2015	332	269	302	335	14	194	30	31	80.299%
31	HAMPTON	1/1/2015	85	66	78	87	2	41	15	8	75.862%
39 +	WILLIAMSBURG	1/14/2015	102	97	94	104	4	67	9	17	93.269%
48	HAMPTON	1/14/2015	114	92	104	116	2	40	34	16	79.310%
61	CHARLES CITY	12/31/2014	42	33	39	43	3	28	1	1	76.744%
67	HAMPTON	1/14/2015	164	131	149	166	8	90	24	9	78.916%
75	GLOUCESTER	1/14/2015	193	157	176	196	8	88	31	30	80.102%
83 +	MATHEWS	1/14/2015	183	171	167	186	3	135	17	16	91.935%
165	YORKTOWN	11/4/2014	22	20	21	23	1	12	6	1	86.957%
172	WEST POINT	12/16/2014	34	28	32	35	3	21	1	3	80.000%
255	NEWPORT NEWS	1/7/2015	97	85	89	99	2	64	5	14	85.859%
273	POQUOSON	1/7/2015	122	103	112	124	3	57	29	14	83.065%

EASTERN REGION-- THIRD DISTRICT-- (17 Posts)

Post	Location	Last Transmittal	Prior Year Mbrs	Curr Year Mbrs	2/4/2015 90% Target Goal	Curr Year Goal	New Mbrs	Ren Mbrs	Paid Up For Life	On-line	Per Cent of Goal
314 ***	AYLETT	11/4/2014	23	29	22	24	5	8	15	1	120.833%
368	NEWPORT NEWS	1/7/2015	1218	872	1101	1223	66	576	105	125	71.300%
1776 +	WILLIAMSBURG	1/14/2015	94	89	86	96	3	62	6	18	92.708%
1991	TABB	1/1/2015	27	24	25	28	0	15	3	6	85.714%
1997	HAMPTON	1/14/2015	37	23	34	38	0	10	9	4	60.526%
CDR: FLOYD BROWN(31)			2889	2289	2631	2923	127	1508	340	314	78.310%

EASTERN REGION-- FOURTH DISTRICT-- (14 Posts)

Post	Location	Last Transmittal	Prior Year Mbrs	Curr Year Mbrs	2/4/2015 90% Target Goal	Curr Year Goal	New Mbrs	Ren Mbrs	Paid Up For Life	On-line	Per Cent of Goal
2	PETERSBURG	1/1/2015	408	325	371	412	41	212	25	47	78.883%
46	EMPORIA	1/7/2015	55	49	50	56	5	40	3	1	87.500%
49	SMITHFIELD	1/14/2015	182	151	167	185	5	105	19	22	81.622%
57	SUFFOLK	12/30/2014	101	88	93	103	3	73	4	8	85.437%
73	FRANKLIN	1/14/2015	119	100	109	121	1	84	11	4	82.645%
88	SUFFOLK	1/7/2015	72	64	66	73	10	45	4	5	87.671%
120	DISPUTANTA	1/7/2015	153	133	140	155	11	86	18	18	85.806%
146	HOPEWELL	1/14/2015	347	299	315	350	13	233	32	21	85.429%
149 ***	DINWIDDIE	12/3/2014	26	28	24	27	1	25	1	1	103.704%
151 ***	EMPORIA	12/18/2014	76	83	70	78	12	71	0	0	106.410%
160 +	SURRY	12/17/2014	35	35	32	36	2	27	2	4	97.222%
191	WAVERLY	11/19/2014	29	16	27	30	1	14	1	0	53.333%
264 +	JARRATT	12/23/2014	19	19	18	20	1	14	2	2	95.000%
276	BOYKINS	1/14/2015	20	18	19	21	3	15	0	0	85.714%
CDR: JAMES ROVINSKI(120)			1642	1408	1500	1667	109	1044	122	133	84.463%

EASTERN REGION-- ELEVENTH DISTRICT-- (20 Posts)

Post	Location	Last Transmittal	Prior Year Mbrs	Curr Year Mbrs	2/4/2015 90% Target Goal	Curr Year Goal	New Mbrs	Ren Mbrs	Paid Up For Life	On-line	Per Cent of Goal
1 ***	RICHMOND	1/1/2015	92	95	85	94	13	58	12	12	101.064%
38	RICHMOND	12/9/2014	22	16	21	23	0	15	1	0	69.565%
84	RICHMOND	1/7/2015	139	121	127	141	4	80	25	12	85.816%
87	AMELIA	1/1/2015	85	48	78	87	1	27	17	3	55.172%
91	CHESTERFIELD	1/7/2015	12	11	14	16	0	5	3	3	68.750%
108	RICHMOND	1/14/2015	43	29	40	44	0	25	3	1	65.909%
125	RICHMOND	1/1/2015	146	113	133	148	1	94	5	13	76.351%
136	ETTRICK	10/8/2014	30	21	28	31	0	21	0	0	67.742%
137	RICHMOND	1/7/2015	203	165	185	206	9	115	22	19	80.097%
144	HIGHLAND SPRINGS	1/7/2015	222	189	203	225	13	134	18	24	84.000%
186	MIDLOTHIAN	1/14/2015	352	308	320	355	14	209	25	60	86.761%

EASTERN REGION-- ELEVENTH DISTRICT-- (20 Posts)

Post	Location	Last Transmittal	Prior Year Mbrs	Curr Year Mbrs	2/4/2015 90% Target Goal	Curr Year Goal	New Mbrs	Ren Mbrs	Paid Up For Life	On-line	Per Cent of Goal
189 ***	RICHMOND	12/23/2014	31	37	29	32	8	18	10	1	115.625%
201	POWHATAN	1/1/2015	101	84	93	103	0	49	16	19	81.553%
210	RICHMOND	1/1/2015	29	17	27	30	1	11	2	3	56.667%
233 +	RICHMOND	1/1/2015	57	52	52	58	2	38	5	7	89.655%
242	SANDSTON	1/14/2015	93	75	86	95	2	61	10	2	78.947%
244	GLEN ALLEN	1/1/2015	143	128	131	145	1	107	8	12	88.276%
284	COLONIAL HEIGHTS	1/14/2015	1123	962	1015	1128	31	653	124	154	85.284%
354	RICHMOND	12/16/2014	126	101	115	128	7	79	2	13	78.906%
361 ***	RICHMOND	12/23/2014	54	56	50	55	0	45	4	7	101.818%
CDR: CHUCK TALLEY(144)			3103	2628	2830	3144	107	1844	312	365	83.588%

EASTERN REGION-- TWELFTH DISTRICT-- (13 Posts)

Post	Location	Last Transmittal	Prior Year Mbrs	Curr Year Mbrs	2/4/2015 90% Target Goal	Curr Year Goal	New Mbrs	Ren Mbrs	Paid Up For Life	On-line	Per Cent of Goal
55	FREDERICKSBURG	1/1/2015	161	124	147	163	4	91	16	13	76.074%
64	TAPPAHANNOCK	1/14/2015	57	51	52	58	1	42	3	5	87.931%
82	SALUDA	11/17/2014	29	25	27	30	5	8	7	5	83.333%
86	KILMARNOCK	12/23/2014	122	105	112	124	5	74	13	13	84.677%
89	KING GEORGE	1/14/2015	212	170	194	215	9	89	28	44	79.070%
117	REEDVILLE	1/1/2015	198	139	181	201	3	110	12	14	69.154%
148	COLONIAL BEACH	1/14/2015	243	212	221	246	16	148	14	34	86.179%
221	CAROLINE COUNTY	1/14/2015	60	50	55	61	5	30	8	7	81.967%
241	STORMONT	10/15/2014	9	9	14	16	0	8	0	1	56.250%
252 +	MONTROSS	1/14/2015	62	59	57	63	0	37	10	12	93.651%
320	SPOTSYLVANIA	1/14/2015	464	402	421	468	14	262	50	76	85.897%
329	DAHLGREN	10/29/2014	43	39	40	44	0	39	0	0	88.636%
401	WARSAW	1/14/2015	31	28	29	32	3	16	3	6	87.500%
CDR: RON CURLINGS(221)			1691	1413	1549	1721	65	954	164	230	82.103%

NORTHERN REGION-- THIRTEENTH DISTRICT-- (10 Posts)

Post	Location	Last Transmittal	Prior Year Mbrs	Curr Year Mbrs	2/4/2015 90% Target Goal	Curr Year Goal	New Mbrs	Ren Mbrs	Paid Up For Life	On-line	Per Cent of Goal
74 +	CHARLOTTESVILLE	1/14/2015	722	676	654	727	57	407	135	77	92.985%
90	BEAVERDAM	10/22/2014	35	27	32	36	2	17	4	4	75.000%
116 ***	LOUISA	12/30/2014	91	101	84	93	11	57	12	21	108.602%
128 +	STANARDSVILLE	1/7/2015	87	84	80	89	9	62	3	10	94.382%
156	ORANGE	1/1/2015	207	171	189	210	7	130	17	17	81.429%
157	MADISON	1/7/2015	139	125	127	141	17	64	20	24	88.652%
175	MECHANICSVILLE	1/7/2015	314	265	285	317	21	178	23	43	83.596%
206	ASHLAND	1/14/2015	43	35	40	44	1	30	3	1	79.545%

NORTHERN REGION-- THIRTEENTH DISTRICT-- (10 Posts)

Post	Location	Last Transmittal	Prior Year Mbrs	Curr Year Mbrs	2/4/2015 90% Target Goal	Curr Year Goal	New Mbrs	Ren Mbrs	Paid Up For Life	On-line	Per Cent of Goal
215	GOOCHLAND	1/1/2015	138	121	126	140	8	75	22	16	86.429%
2003 ***	FLUVANNA COUNTY	1/1/2015	151	156	138	153	20	93	19	24	101.961%
CDR: JOE DUDLEY(2003)			1927	1761	1755	1950	153	1113	258	237	90.308%

NORTHERN REGION-- FOURTEENTH DISTRICT-- (11 Posts)

Post	Location	Last Transmittal	Prior Year Mbrs	Curr Year Mbrs	2/4/2015 90% Target Goal	Curr Year Goal	New Mbrs	Ren Mbrs	Paid Up For Life	On-line	Per Cent of Goal
13	STAUNTON	1/1/2015	181	159	166	184	2	124	20	13	86.413%
27	DAYTON	1/7/2015	249	225	227	252	5	169	34	17	89.286%
76	HARRISONBURG	1/14/2015	47	36	43	48	0	29	5	2	75.000%
92	BATH COUNTY	1/1/2015	19	14	18	20	0	10	3	1	70.000%
126	BUENA VISTA	1/14/2015	99	89	91	101	1	75	9	4	88.119%
155	HIGHLAND	11/12/2014	8	5	14	16	0	4	1	0	31.250%
188	HARRISONBURG	1/7/2015	227	199	207	230	15	161	12	11	86.522%
222 +	ELKTON	9/17/2014	19	18	18	20	0	17	0	1	90.000%
278 +	PLAINS DISTRICT	11/12/2014	21	21	20	22	1	9	11	0	95.455%
291	LEXINGTON	11/12/2014	21	16	20	22	0	15	0	1	72.727%
340 +	EAST AUGUSTA COU	1/14/2015	189	175	173	192	6	112	41	16	91.146%
CDR: EDDIE HUMES(188)			1080	957	996	1107	30	725	136	66	86.450%

NORTHERN REGION-- FIFTEENTH DISTRICT-- (7 Posts)

Post	Location	Last Transmittal	Prior Year Mbrs	Curr Year Mbrs	2/4/2015 90% Target Goal	Curr Year Goal	New Mbrs	Ren Mbrs	Paid Up For Life	On-line	Per Cent of Goal
21	WINCHESTER	1/14/2015	501	428	455	505	10	356	31	31	84.752%
22	LURAY	1/1/2015	77	70	71	79	2	49	16	3	88.608%
41 +	BERRYVILLE	1/1/2015	175	173	159	177	4	136	8	25	97.740%
53	FRONT ROYAL	1/7/2015	406	356	369	410	10	279	41	26	86.829%
77 ***	STRASBURG	1/14/2015	310	319	282	313	32	246	18	23	101.917%
166	NEW MARKET	1/14/2015	178	160	163	181	4	117	25	14	88.398%
199	WOODSTOCK	1/7/2015	492	425	446	496	5	354	25	41	85.685%
CDR: F. HILLYARD(77)			2139	1931	1945	2161	67	1537	164	163	89.357%

NORTHERN REGION-- SIXTEENTH DISTRICT-- (16 Posts)

Post	Location	Last Transmittal	Prior Year Mbrs	Curr Year Mbrs	2/4/2015 90% Target Goal	Curr Year Goal	New Mbrs	Ren Mbrs	Paid Up For Life	On-line	Per Cent of Goal
10	MANASSAS	1/7/2015	786	672	712	791	52	376	86	158	84.956%
28	DUMFRIES	1/1/2015	347	267	315	350	16	167	39	45	76.286%
34	LEESBURG	1/1/2015	87	65	80	89	1	36	16	12	73.034%
72	WARRENTON	1/14/2015	485	412	440	489	16	273	47	76	84.254%

NORTHERN REGION-- SIXTEENTH DISTRICT-- (16 Posts)

Post	Location	Last Transmittal	Prior Year Mbrs	Curr Year Mbrs	2/4/2015 90% Target Goal	Curr Year Goal	New Mbrs	Ren Mbrs	Paid Up For Life	On-line	Per Cent of Goal
114	MANASSAS	1/14/2015	77	58	71	79	0	39	11	8	73.418%
150	STERLING PARK	1/7/2015	106	95	97	108	0	60	12	23	87.963%
158	MANASSAS	12/5/2014	35	23	32	36	0	12	7	4	63.889%
247 ***	REMGINTON	1/14/2015	57	62	52	58	11	30	15	6	106.897%
290	STAFFORD	1/14/2015	654	581	593	659	26	365	70	120	88.164%
293	PURCELLVILLE	1/1/2015	234	181	213	237	3	124	16	38	76.371%
295	MIDDLEBURG	1/14/2015	32	29	30	33	3	23	1	2	87.879%
330	CULPEPER	1/14/2015	217	177	198	220	6	122	28	21	80.455%
360 +	WARRENTON	12/31/2014	29	27	27	30	1	18	7	1	90.000%
364	WOODBIDGE	1/7/2015	953	748	862	958	22	444	134	148	78.079%
1799	HAYMARKET	1/1/2015	132	108	121	134	3	46	10	49	80.597%
2001 ***	ASHBURN	1/1/2015	62	72	57	63	8	23	11	30	114.286%
CDR: ROBERT YOWELL(247)			4293	3577	3901	4334	168	2158	510	741	82.533%

NORTHERN REGION-- SEVENTEENTH DISTRICT-- (18 Posts)

Post	Location	Last Transmittal	Prior Year Mbrs	Curr Year Mbrs	2/4/2015 90% Target Goal	Curr Year Goal	New Mbrs	Ren Mbrs	Paid Up For Life	On-line	Per Cent of Goal
24	ALEXANDRIA	1/1/2015	742	657	672	747	32	287	87	251	87.952%
44	ARLINGTON	12/16/2014	96	65	88	98	2	35	15	13	66.327%
85	ARLINGTON	1/1/2015	199	170	182	202	13	120	18	19	84.158%
123 *	GREENSPRING	12/9/2014	56	57	51	57	9	35	11	2	100.000%
129	ALEXANDRIA	12/23/2014	39	20	36	40	0	14	3	3	50.000%
130	FALLS CHURCH	1/14/2015	184	162	168	187	13	99	27	23	86.631%
139	ARLINGTON	1/14/2015	557	287	505	561	6	183	44	54	51.159%
162	LORTON	1/14/2015	487	372	442	491	13	254	32	73	75.764%
176	SPRINGFIELD	1/12/2015	1389	1110	1255	1394	61	681	154	214	79.627%
177	FAIRFAX	1/7/2015	974	843	881	979	34	521	119	169	86.108%
180	VIENNA	1/1/2015	793	577	718	798	12	378	79	108	72.306%
184	HERNDON	1/1/2015	239	205	218	242	1	119	39	46	84.711%
194 +	ARLINGTON	1/14/2015	54	54	50	55	6	35	11	2	98.182%
225	FALLS CHURCH	12/31/2014	39	29	36	40	0	14	9	6	72.500%
270	McLEAN	1/1/2015	367	251	333	370	4	158	52	37	67.838%
1775	FORT BELVOIR	12/31/2014	76	58	70	78	0	33	14	11	74.359%
1976	ANNANDALE	1/7/2015	405	337	368	409	15	224	31	67	82.396%
1995 +	CENTREVILLE	1/7/2015	151	138	138	153	1	82	25	30	90.196%
CDR: C. CREDITT(129)			6847	5392	6211	6901	222	3272	770	1128	78.134%

WESTERN REGION-- FIFTH DISTRICT-- (14 Posts)

Post	Location	Last Transmittal	Prior Year Mbrs	Curr Year Mbrs	2/4/2015 90% Target Goal	Curr Year Goal	New Mbrs	Ren Mbrs	Paid Up For Life	On-line	Per Cent of Goal
------	----------	------------------	-----------------	----------------	--------------------------	----------------	----------	----------	------------------	---------	------------------

WESTERN REGION-- FIFTH DISTRICT-- (14 Posts)

Post	Location	Last Transmittal	Prior Year Mbrs	Curr Year Mbrs	2/4/2015 90% Target Goal	Curr Year Goal	New Mbrs	Ren Mbrs	Paid Up For Life	On-line	Per Cent of Goal
8	SOUTH BOSTON	1/1/2015	320	276	291	323	7	237	18	14	85.449%
32	FARMVILLE	1/7/2015	20	14	19	21	0	12	1	1	66.667%
40	BLACKSTONE	7/21/2014	4	3	14	16	0	0	3	0	18.750%
43	CHASE CITY	1/1/2015	131	109	120	133	0	97	7	5	81.955%
45 ***	CLARKSVILLE	1/1/2015	62	64	57	63	5	36	5	18	101.587%
50	CREWE	1/14/2015	68	58	62	69	4	37	3	14	84.058%
65 ***	LAWRENCEVILLE	12/31/2014	14	17	14	16	10	7	0	0	106.250%
79 +	SOUTH HILL	1/14/2015	468	433	425	472	14	361	12	46	91.737%
94 *	ALBERTA	11/19/2014	10	13	14	16	3	9	1	0	81.250%
99	HALIFAX	1/14/2015	187	144	171	190	24	109	7	4	75.789%
102	VICTORIA		1		14	16					
147 +	KENBRIDGE	12/31/2014	42	39	39	43	0	24	11	4	90.698%
260	KEYSVILLE	11/19/2014	129	105	118	131	2	92	3	8	80.153%
342 *	VOLENS	11/19/2014	27	28	25	28	1	27	0	0	100.000%
CDR: TOM HART(147)			1483	1303	1383	1537	70	1048	71	114	84.776%

WESTERN REGION-- SIXTH DISTRICT-- (13 Posts)

Post	Location	Last Transmittal	Prior Year Mbrs	Curr Year Mbrs	2/4/2015 90% Target Goal	Curr Year Goal	New Mbrs	Ren Mbrs	Paid Up For Life	On-line	Per Cent of Goal
6	ROCKY MOUNT	1/1/2015	141	119	129	143	2	105	7	5	83.217%
11	BASSETT	12/23/2014	83	50	77	85	0	37	4	9	58.824%
29	DANVILLE	1/14/2015	211	160	193	214	2	145	5	8	74.766%
42 *	MARTINSVILLE	1/7/2015	101	102	93	103	6	84	10	2	99.029%
47 +	CHATHAM	12/17/2014	25	24	23	26	3	17	0	4	92.308%
78	MARTINSVILLE	1/1/2015	195	164	178	198	2	150	6	6	82.828%
96 +	CALLAWAY	12/3/2014	15	15	14	16	0	14	0	1	93.750%
105	STUART	12/23/2014	84	69	77	86	2	56	6	5	80.233%
111	ROCKY MOUNT	11/24/2014	39	35	36	40	0	19	14	2	87.500%
127	FLOYD	12/31/2014	85	74	78	87	2	59	11	2	85.057%
232 *	GRETNA	12/23/2014	75	76	68	76	5	65	3	3	100.000%
325	DANVILLE	1/1/2015	353	313	320	356	7	272	20	14	87.921%
1097	DANVILLE	1/14/2015	378	338	344	382	20	261	31	26	88.482%
CDR: ROB PHELPS(325)			1785	1539	1631	1812	51	1284	117	87	84.934%

WESTERN REGION-- SEVENTH DISTRICT-- (9 Posts)

Post	Location	Last Transmittal	Prior Year Mbrs	Curr Year Mbrs	2/4/2015 90% Target Goal	Curr Year Goal	New Mbrs	Ren Mbrs	Paid Up For Life	On-line	Per Cent of Goal
7	PULASKI	1/7/2015	150	131	137	152	5	102	13	11	86.184%
9	WYTHEVILLE	1/7/2015	157	132	143	159	6	78	42	6	83.019%
18 ***	MARION	1/14/2015	58	64	53	59	9	45	7	3	108.475%

WESTERN REGION-- SEVENTH DISTRICT-- (9 Posts)

Post	Location	Last Transmittal	Prior Year Mbrs	Curr Year Mbrs	2/4/2015 90% Target Goal	Curr Year Goal	New Mbrs	Ren Mbrs	Paid Up For Life	On-line	Per Cent of Goal
20	BLAND	12/23/2014	55	49	50	56	1	40	4	4	87.500%
58 +	DUBLIN	12/17/2014	43	43	40	44	2	35	1	5	97.727%
68	NARROWS	12/23/2014	127	99	116	129	4	72	23	0	76.744%
229	RURAL RETREAT	1/14/2015	154	129	140	156	0	80	36	13	82.692%
245	GALAX	1/1/2015	174	152	158	176	10	120	11	11	86.364%
311	PEMBROKE	12/30/2014	59	50	54	60	2	43	4	1	83.333%
CDR: ART TERRILL(68)			977	849	892	991	39	615	141	54	85.671%

WESTERN REGION-- EIGHTH DISTRICT-- (13 Posts)

Post	Location	Last Transmittal	Prior Year Mbrs	Curr Year Mbrs	2/4/2015 90% Target Goal	Curr Year Goal	New Mbrs	Ren Mbrs	Paid Up For Life	On-line	Per Cent of Goal
12	ABINGDON	1/14/2015	116	104	106	118	3	86	10	5	88.136%
14	POCAHONTAS	1/7/2015	97	85	89	99	0	74	6	5	85.859%
51	BRISTOL	12/2/2014	8	3	14	16	0	0	0	3	18.750%
122	BLUEFIELD	12/30/2014	33	26	31	34	0	23	3	0	76.471%
133	TAZEWELL	1/1/2015	116	100	106	118	5	77	10	8	84.746%
135	DAMASCUS	12/9/2014	42	30	39	43	1	27	2	0	69.767%
164	GRUNDY	1/7/2015	473	383	429	477	0	285	88	10	80.294%
185 +	JONESVILLE	11/19/2014	52	49	48	53	0	36	9	4	92.453%
208 +	LEBANON	12/30/2014	89	82	82	91	0	67	11	4	90.110%
227	CLINTWOOD	9/17/2014	27	21	25	28	0	15	4	2	75.000%
243	NORTON	1/14/2015	109	91	100	111	3	73	10	5	81.982%
265	GATE CITY	1/7/2015	108	97	99	110	5	82	1	9	88.182%
2000	HAYSI		1		14	16					
CDR: DENNIS GILBERT(208)			1271	1071	1183	1314	17	845	154	55	81.507%

WESTERN REGION-- NINTH DISTRICT-- (10 Posts)

Post	Location	Last Transmittal	Prior Year Mbrs	Curr Year Mbrs	2/4/2015 90% Target Goal	Curr Year Goal	New Mbrs	Ren Mbrs	Paid Up For Life	On-line	Per Cent of Goal
3	ROANOKE	1/1/2015	409	340	372	413	5	249	52	34	82.324%
4	COVINGTON	1/7/2015	75	62	68	76	0	50	7	5	81.579%
19	SALEM	1/14/2015	11	10	14	16	0	8	2	0	62.500%
30 +	RADFORD	12/23/2014	40	37	37	41	4	22	7	4	90.244%
59	CHRISTIANSBURG	12/9/2014	110	99	101	112	4	72	16	7	88.393%
80 +	VINTON	1/14/2015	104	95	95	106	0	75	13	7	89.623%
93 +	BUCHANAN	11/19/2014	63	58	58	64	2	44	7	5	90.625%
182	BLACKSBURG	1/7/2015	65	56	59	66	1	46	6	3	84.848%
240 *	TROUTVILLE	11/24/2014	28	29	26	29	2	14	12	1	100.000%
248	ROANOKE	1/1/2015	114	98	104	116	2	68	19	9	84.483%
CDR: GARLND LINKOUS(182)			1019	884	935	1039	20	648	141	75	85.082%

WESTERN REGION-- TENTH DISTRICT-- (11 Posts)

Post	Location	Last Transmittal	Prior Year Mbrs	Curr Year Mbrs	2/4/2015 90% Target Goal	Curr Year Goal	New Mbrs	Ren Mbrs	Paid Up For Life	On-line	Per Cent of Goal
16	LYNCHBURG	1/1/2015	1066	919	964	1071	85	701	41	92	85.808%
17 ***	LOVINGSTON	1/14/2015	47	50	43	48	4	39	5	2	104.167%
36	ALTAVISTA	12/9/2014	57	48	52	58	3	39	3	3	82.759%
52 +	BROOKNEAL	12/9/2014	47	43	43	48	1	40	1	1	89.583%
54	BEDFORD	1/14/2015	159	137	145	161	2	105	18	12	85.093%
62 +	SMITH MTN LAKE	12/30/2014	31	29	29	32	1	13	5	10	90.625%
104	APPOMATTOX	1/7/2015	202	162	185	205	2	134	17	9	79.024%
134	DILLWYN	1/14/2015	39	35	36	40	3	31	0	1	87.500%
217	BIG ISLAND	10/8/2014	26	17	24	27	0	15	1	1	62.963%
269	CUMBERLAND	12/16/2014	32	26	30	33	2	21	1	2	78.788%
274	MADISON HEIGHTS	12/30/2014	124	97	113	126	0	89	6	2	76.984%
CDR: CHARLES PAYNE II(62)			1830	1563	1664	1849	103	1227	98	135	84.532%

*** POSTS EQUALING OR SURPASSING THEIR PRIOR YEAR MEMBERSHIP**

***** POSTS EQUALING OR SURPASSING THEIR CURRENT YEAR GOAL**

+ POSTS EQUALING OR SURPASSING THEIR TARGET GOAL