

Dept of Virginia 2014-2015

21 Jan 2014

Finishing First in the Membership Stakes

The stands are echoing with **GO GO GO!**

Brown's Bonanza heard the approach last week and pushed hard almost 2% looking to take the lead but is still a nose behind Cardwell's Coral.

The Fighting 13th trainers continue to advance though Cdr Orzo's 1st made a big 2% move and Cdr Hart's 5th jumped two forward for the second week.

Jockeys Maddern, 160 and Thornton, 42 show how it's done by reaching the Winner's Circle this week.

Outstanding work. Don't stop now.

Congrats also to Posts 314, 247, 116, and 77 which won the Membership Plan's Incentive Pool drawing for being at 100% by the Yorktown Award at last weekend's District Cdrs meeting. Lots of great discussions were had on where we've been and how to get to our goals this year.


Lewis Field,
Department Track Announcer

North - AB Brown 84.3%

West - Robert Cardwell - 85%

East - Al Steward -83.4%


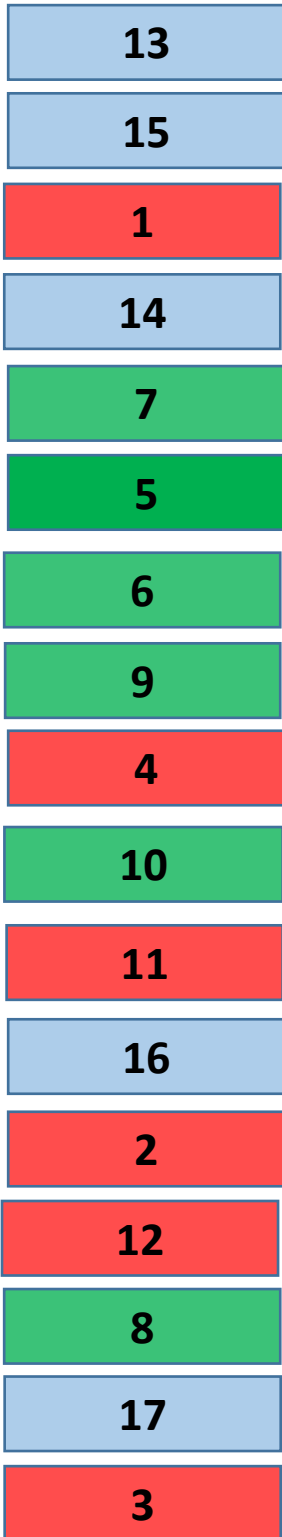
85%




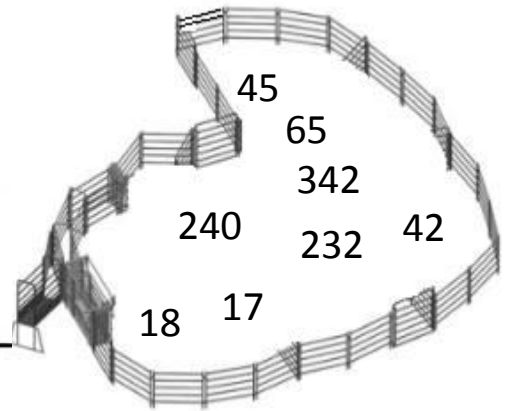
Trainers

Stable Owners

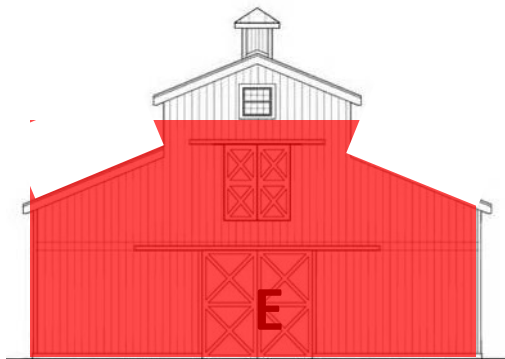
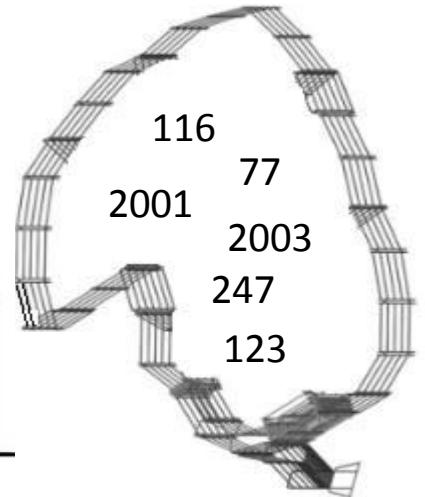
100% Jockeys



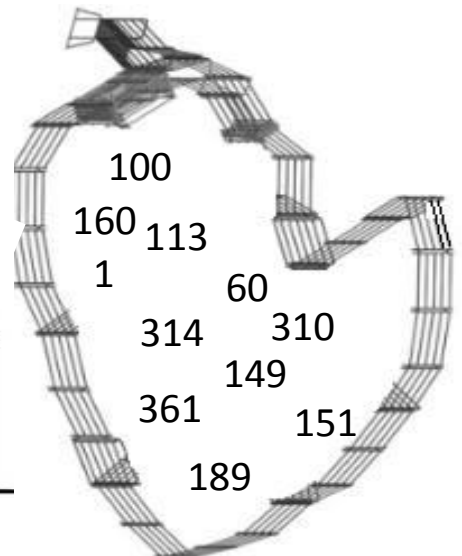
Cardwell's Corral



Brown's Bonanza



Steward's Stables



THE AMERICAN LEGION
DEPARTMENT OF VIRGINIA
REGION AND DISTRICT STANDINGS
AS OF 1/21/2015

Regional Standings

Region	Stand-ings	Prior Year Mbrs	Curr Year Mbrs	Curr Year Goal	New Mbrs	Ren Mbrs	Paid Up For Life	Online	Per Cent of Goal
WESTERN	1	8365	7263	8542	304	5705	723	531	85.027%
NORTHERN	2	16286	13879	16453	664	8917	1848	2450	84.355%
EASTERN	3	12686	10737	12868	623	7351	1179	1584	83.440%

District Standings

District		Prior Year Mbrs	Curr Year Mbrs	Curr Year Goal	New Mbrs	Ren Mbrs	Paid Up For Life	Online	Per Cent of Goal
THIRTEENTH	1	1927	1788	1950	154	1120	258	256	91.692%
FIFTEENTH	2	2139	1936	2161	67	1539	164	166	89.588%
FIRST	3	625	570	640	49	387	64	70	89.063%
FOURTEENTH	4	1080	962	1107	30	725	136	71	86.902%
SEVENTH	5	977	853	991	39	619	141	54	86.075%
FIFTH	6	1483	1320	1537	72	1063	71	114	85.882%
SIXTH	7	1785	1547	1812	51	1291	117	88	85.375%
NINTH	8	1019	887	1039	20	649	141	77	85.371%
FOURTH	9	1642	1420	1667	112	1047	123	138	85.183%
TENTH	10	1830	1571	1849	103	1227	99	142	84.965%
ELEVENTH	11	3103	2669	3144	108	1861	315	385	84.892%
SIXTEENTH	12	4293	3654	4334	179	2187	511	777	84.310%
SECOND	13	2736	2309	2773	158	1569	168	414	83.267%
TWELFTH	14	1691	1433	1721	66	961	164	242	83.266%
EIGHTH	15	1271	1085	1314	19	856	154	56	82.572%
SEVENTEENTH	16	6847	5539	6901	234	3346	779	1180	80.264%
THIRD	17	2889	2336	2923	130	1526	345	335	79.918%
TRADITIONAL:		37337	31879	37863	1591	21973	3750	4565	84.196%
POST 141:		7963	7457	9236	79	5402	476	1500	80.738%
CYBERPOST 1919:		0	0	1	0	0	0		0.000%
SUBTOTAL:		45300	39336	47100	1670	27375	4226	6065	83.516%
NEW DMS:			0	0					
OVERALL TOTAL			39336	47100					

YEAR TO DATE TOTALS AND SUMMARY

CURRENT YEAR GOAL:	47100
MEMBERSHIP AS OF 1/21/2015 :	39336
REMAINDER TO MEET GOAL:	7764

EASTERN REGION-- FIRST DISTRICT-- (4 Posts)

Post	Location	Last Transmittal	Prior Year Mbrs	Curr Year Mbrs	2/4/2015 90% Target Goal	Curr Year Goal	New Mbrs	Ren Mbrs	Paid Up For Life	On-line	Per Cent of Goal
56	NORTHAMPTON	1/21/2015	231	210	211	234	15	142	16	37	89.744%
100 *	PARKSLEY	12/30/2014	15	16	14	16	2	12	2	0	100.000%
101	ONANCOCK	1/1/2015	15	12	21	23	0	0	11	1	52.174%
159 +	CHINCOTEAGUE	1/20/2015	364	332	330	367	32	233	35	32	90.463%
CDR: RALPH ORZO(56)			625	570	576	640	49	387	64	70	89.063%

EASTERN REGION-- SECOND DISTRICT-- (14 Posts)

Post	Location	Last Transmittal	Prior Year Mbrs	Curr Year Mbrs	2/4/2015 90% Target Goal	Curr Year Goal	New Mbrs	Ren Mbrs	Paid Up For Life	On-line	Per Cent of Goal
5	NORFOLK	1/21/2015	190	166	174	193	11	141	3	11	86.010%
35	NORFOLK	1/21/2015	91	78	84	93	4	48	5	21	83.871%
37	PORTSMOUTH	12/17/2014	9	8	14	16	0	7	0	1	50.000%
60 ***	NORFOLK	1/1/2015	47	52	43	48	11	29	3	9	108.333%
81	VIRGINIA BEACH	12/17/2014	13	13	14	16	2	9	2	0	81.250%
110	VIRGINIA BEACH	1/21/2015	342	272	311	345	5	171	40	56	78.841%
113 ***	PRINCESS ANNE	9/9/2014	49	52	45	50	3	43	4	2	104.000%
118	NORFOLK	9/3/2014	27	17	25	28	0	11	4	2	60.714%
190	PORTSMOUTH	1/21/2015	299	209	272	302	10	163	6	30	69.205%
204	NORFOLK	12/31/2014	53	45	49	54	0	41	1	3	83.333%
280	CHESAPEAKE	1/21/2015	431	375	392	435	14	231	27	103	86.207%
310 ***	CHURCHLAND	1/1/2015	74	77	68	75	1	53	7	16	102.667%
327	NORFOLK	1/21/2015	1023	919	925	1028	95	601	65	158	89.397%
1992	VIRGINIA BEACH	12/9/2014	88	26	81	90	2	21	1	2	28.889%
CDR: ROD. DRUMMOND(5)			2736	2309	2496	2773	158	1569	168	414	83.267%

EASTERN REGION-- THIRD DISTRICT-- (17 Posts)

Post	Location	Last Transmittal	Prior Year Mbrs	Curr Year Mbrs	2/4/2015 90% Target Goal	Curr Year Goal	New Mbrs	Ren Mbrs	Paid Up For Life	On-line	Per Cent of Goal
25	NEWPORT NEWS	1/21/2015	332	282	302	335	15	202	31	34	84.179%
31	HAMPTON	1/21/2015	85	74	78	87	4	45	15	10	85.057%
39 +	WILLIAMSBURG	1/14/2015	102	97	94	104	4	67	9	17	93.269%
48	HAMPTON	1/20/2015	114	93	104	116	2	40	34	17	80.172%
61	CHARLES CITY	12/31/2014	42	33	39	43	3	28	1	1	76.744%
67	HAMPTON	1/21/2015	164	135	149	166	8	92	25	10	81.325%
75	GLOUCESTER	1/20/2015	193	161	176	196	8	88	33	32	82.143%
83 +	MATHEWS	1/14/2015	183	171	167	186	3	135	17	16	91.935%
165	YORKTOWN	11/4/2014	22	20	21	23	1	12	6	1	86.957%
172	WEST POINT	1/21/2015	34	31	32	35	3	24	1	3	88.571%
255 +	NEWPORT NEWS	1/21/2015	97	89	89	99	2	65	5	17	89.899%
273	POQUOSON	1/7/2015	122	103	112	124	3	57	29	14	83.065%

EASTERN REGION-- THIRD DISTRICT-- (17 Posts)

Post	Location	Last Transmittal	Prior Year Mbrs	Curr Year Mbrs	2/4/2015 90% Target Goal	Curr Year Goal	New Mbrs	Ren Mbrs	Paid Up For Life	On-line	Per Cent of Goal
314 ***	AYLETT	1/20/2015	23	30	22	24	5	8	15	2	125.000%
368	NEWPORT NEWS	1/20/2015	1218	879	1101	1223	66	576	106	131	71.872%
1776 +	WILLIAMSBURG	1/20/2015	94	91	86	96	3	62	6	20	94.792%
1991	TABB	1/1/2015	27	24	25	28	0	15	3	6	85.714%
1997	HAMPTON	1/14/2015	37	23	34	38	0	10	9	4	60.526%
CDR: FLOYD BROWN(31)			2889	2336	2631	2923	130	1526	345	335	79.918%

EASTERN REGION-- FOURTH DISTRICT-- (14 Posts)

Post	Location	Last Transmittal	Prior Year Mbrs	Curr Year Mbrs	2/4/2015 90% Target Goal	Curr Year Goal	New Mbrs	Ren Mbrs	Paid Up For Life	On-line	Per Cent of Goal
2	PETERSBURG	1/21/2015	408	326	371	412	41	212	26	47	79.126%
46 +	EMPORIA	1/21/2015	55	50	50	56	5	41	3	1	89.286%
49	SMITHFIELD	1/20/2015	182	152	167	185	5	105	19	23	82.162%
57	SUFFOLK	12/30/2014	101	88	93	103	3	73	4	8	85.437%
73	FRANKLIN	1/14/2015	119	100	109	121	1	84	11	4	82.645%
88 +	SUFFOLK	1/21/2015	72	69	66	73	13	45	4	7	94.521%
120	DISPUTANTA	1/20/2015	153	134	140	155	11	86	18	19	86.452%
146	HOPEWELL	1/14/2015	347	299	315	350	13	233	32	21	85.429%
149 ***	DINWIDDIE	12/3/2014	26	28	24	27	1	25	1	1	103.704%
151 ***	EMPORIA	12/18/2014	76	83	70	78	12	71	0	0	106.410%
160 *	SURRY	1/20/2015	35	36	32	36	2	27	2	5	100.000%
191	WAVERLY	1/21/2015	29	18	27	30	1	16	1	0	60.000%
264 +	JARRATT	12/23/2014	19	19	18	20	1	14	2	2	95.000%
276	BOYKINS	1/14/2015	20	18	19	21	3	15	0	0	85.714%
CDR: JAMES ROVINSKI(120)			1642	1420	1500	1667	112	1047	123	138	85.183%

EASTERN REGION-- ELEVENTH DISTRICT-- (20 Posts)

Post	Location	Last Transmittal	Prior Year Mbrs	Curr Year Mbrs	2/4/2015 90% Target Goal	Curr Year Goal	New Mbrs	Ren Mbrs	Paid Up For Life	On-line	Per Cent of Goal
1 ***	RICHMOND	1/20/2015	92	97	85	94	13	58	14	12	103.191%
38	RICHMOND	1/20/2015	22	17	21	23	0	15	1	1	73.913%
84	RICHMOND	1/7/2015	139	121	127	141	4	80	25	12	85.816%
87	AMELIA	1/21/2015	85	54	78	87	1	33	17	3	62.069%
91	CHESTERFIELD	1/20/2015	12	12	14	16	0	5	3	4	75.000%
108	RICHMOND	1/20/2015	43	31	40	44	0	25	3	3	70.455%
125	RICHMOND	1/21/2015	146	122	133	148	2	102	5	13	82.432%
136	ETTRICK	10/8/2014	30	21	28	31	0	21	0	0	67.742%
137	RICHMOND	1/20/2015	203	167	185	206	9	115	22	21	81.068%
144	HIGHLAND SPRINGS	1/21/2015	222	189	203	225	13	134	18	24	84.000%
186	MIDLOTHIAN	1/20/2015	352	313	320	355	14	209	25	65	88.169%

EASTERN REGION-- ELEVENTH DISTRICT-- (20 Posts)

Post	Location	Last Transmittal	Prior Year Mbrs	Curr Year Mbrs	2/4/2015 90% Target Goal	Curr Year Goal	New Mbrs	Ren Mbrs	Paid Up For Life	On-line	Per Cent of Goal
189 ***	RICHMOND	12/23/2014	31	37	29	32	8	18	10	1	115.625%
201	POWHATAN	1/20/2015	101	85	93	103	0	49	16	20	82.524%
210	RICHMOND	1/1/2015	29	17	27	30	1	11	2	3	56.667%
233 +	RICHMOND	1/21/2015	57	55	52	58	2	41	5	7	94.828%
242	SANDSTON	1/14/2015	93	75	86	95	2	61	10	2	78.947%
244	GLEN ALLEN	1/1/2015	143	128	131	145	1	107	8	12	88.276%
284	COLONIAL HEIGHTS	1/21/2015	1123	968	1015	1128	31	653	124	160	85.816%
354	RICHMOND	1/20/2015	126	102	115	128	7	79	2	14	79.688%
361 ***	RICHMOND	1/20/2015	54	58	50	55	0	45	5	8	105.455%
CDR: CHUCK TALLEY(144)			3103	2669	2830	3144	108	1861	315	385	84.892%

EASTERN REGION-- TWELFTH DISTRICT-- (13 Posts)

Post	Location	Last Transmittal	Prior Year Mbrs	Curr Year Mbrs	2/4/2015 90% Target Goal	Curr Year Goal	New Mbrs	Ren Mbrs	Paid Up For Life	On-line	Per Cent of Goal
55	FREDERICKSBURG	1/21/2015	161	126	147	163	4	93	16	13	77.301%
64	TAPPAHANNOCK	1/14/2015	57	51	52	58	1	42	3	5	87.931%
82	SALUDA	11/17/2014	29	25	27	30	5	8	7	5	83.333%
86	KILMARNOCK	1/20/2015	122	106	112	124	5	74	13	14	85.484%
89	KING GEORGE	1/20/2015	212	174	194	215	9	89	28	48	80.930%
117	REEDVILLE	1/20/2015	198	140	181	201	3	110	12	15	69.652%
148	COLONIAL BEACH	1/21/2015	243	214	221	246	16	148	14	36	86.992%
221	CAROLINE COUNTY	1/14/2015	60	50	55	61	5	30	8	7	81.967%
241	STORMONT	10/15/2014	9	9	14	16	0	8	0	1	56.250%
252 +	MONTROSS	1/14/2015	62	59	57	63	0	37	10	12	93.651%
320	SPOTSYLVANIA	1/21/2015	464	412	421	468	15	267	50	80	88.034%
329	DAHLGREN	10/29/2014	43	39	40	44	0	39	0	0	88.636%
401	WARSAW	1/14/2015	31	28	29	32	3	16	3	6	87.500%
CDR: RON CURLINGS(221)			1691	1433	1549	1721	66	961	164	242	83.266%

NORTHERN REGION-- THIRTEENTH DISTRICT-- (10 Posts)

Post	Location	Last Transmittal	Prior Year Mbrs	Curr Year Mbrs	2/4/2015 90% Target Goal	Curr Year Goal	New Mbrs	Ren Mbrs	Paid Up For Life	On-line	Per Cent of Goal
74 +	CHARLOTTESVILLE	1/20/2015	722	689	654	727	57	407	135	90	94.773%
90	BEAVERDAM	10/22/2014	35	27	32	36	2	17	4	4	75.000%
116 ***	LOUISA	1/21/2015	91	102	84	93	11	58	12	21	109.677%
128 +	STANARDSVILLE	1/7/2015	87	84	80	89	9	62	3	10	94.382%
156	ORANGE	1/20/2015	207	172	189	210	7	130	17	18	81.905%
157 +	MADISON	1/21/2015	139	129	127	141	18	65	20	26	91.489%
175	MECHANICSVILLE	1/21/2015	314	271	285	317	21	183	23	44	85.489%
206	ASHLAND	1/14/2015	43	35	40	44	1	30	3	1	79.545%

NORTHERN REGION-- THIRTEENTH DISTRICT-- (10 Posts)

Post	Location	Last Transmittal	Prior Year Mbrs	Curr Year Mbrs	2/4/2015 90% Target Goal	Curr Year Goal	New Mbrs	Ren Mbrs	Paid Up For Life	On-line	Per Cent of Goal
215	GOOCHLAND	1/20/2015	138	123	126	140	8	75	22	18	87.857%
2003 ***	FLUVANNA COUNTY	1/1/2015	151	156	138	153	20	93	19	24	101.961%
CDR: JOE DUDLEY(2003)			1927	1788	1755	1950	154	1120	258	256	91.692%

NORTHERN REGION-- FOURTEENTH DISTRICT-- (11 Posts)

Post	Location	Last Transmittal	Prior Year Mbrs	Curr Year Mbrs	2/4/2015 90% Target Goal	Curr Year Goal	New Mbrs	Ren Mbrs	Paid Up For Life	On-line	Per Cent of Goal
13	STAUNTON	1/20/2015	181	160	166	184	2	124	20	14	86.957%
27 +	DAYTON	1/20/2015	249	227	227	252	5	169	34	19	90.079%
76	HARRISONBURG	1/14/2015	47	36	43	48	0	29	5	2	75.000%
92	BATH COUNTY	1/1/2015	19	14	18	20	0	10	3	1	70.000%
126	BUENA VISTA	1/14/2015	99	89	91	101	1	75	9	4	88.119%
155	HIGHLAND	11/12/2014	8	5	14	16	0	4	1	0	31.250%
188	HARRISONBURG	1/20/2015	227	200	207	230	15	161	12	12	86.957%
222 +	ELKTON	9/17/2014	19	18	18	20	0	17	0	1	90.000%
278 +	PLAINS DISTRICT	11/12/2014	21	21	20	22	1	9	11	0	95.455%
291	LEXINGTON	1/20/2015	21	17	20	22	0	15	0	2	77.273%
340 +	EAST AUGUSTA COU	1/14/2015	189	175	173	192	6	112	41	16	91.146%
CDR: EDDIE HUMES(188)			1080	962	996	1107	30	725	136	71	86.902%

NORTHERN REGION-- FIFTEENTH DISTRICT-- (7 Posts)

Post	Location	Last Transmittal	Prior Year Mbrs	Curr Year Mbrs	2/4/2015 90% Target Goal	Curr Year Goal	New Mbrs	Ren Mbrs	Paid Up For Life	On-line	Per Cent of Goal
21	WINCHESTER	1/21/2015	501	430	455	505	10	358	31	31	85.149%
22	LURAY	1/1/2015	77	70	71	79	2	49	16	3	88.608%
41 +	BERRYVILLE	1/1/2015	175	173	159	177	4	136	8	25	97.740%
53	FRONT ROYAL	1/20/2015	406	358	369	410	10	279	41	28	87.317%
77 ***	STRASBURG	1/14/2015	310	319	282	313	32	246	18	23	101.917%
166	NEW MARKET	1/14/2015	178	160	163	181	4	117	25	14	88.398%
199	WOODSTOCK	1/20/2015	492	426	446	496	5	354	25	42	85.887%
CDR: F. HILLYARD(77)			2139	1936	1945	2161	67	1539	164	166	89.588%

NORTHERN REGION-- SIXTEENTH DISTRICT-- (16 Posts)

Post	Location	Last Transmittal	Prior Year Mbrs	Curr Year Mbrs	2/4/2015 90% Target Goal	Curr Year Goal	New Mbrs	Ren Mbrs	Paid Up For Life	On-line	Per Cent of Goal
10	MANASSAS	1/21/2015	786	696	712	791	58	387	86	165	87.990%
28	DUMFRIES	1/20/2015	347	272	315	350	16	167	39	50	77.714%
34	LEESBURG	1/21/2015	87	68	80	89	1	38	16	13	76.404%
72	WARRENTON	1/21/2015	485	426	440	489	18	281	47	80	87.117%

NORTHERN REGION-- SIXTEENTH DISTRICT-- (16 Posts)

Post	Location	Last Transmittal	Prior Year Mbrs	Curr Year Mbrs	2/4/2015 90% Target Goal	Curr Year Goal	New Mbrs	Ren Mbrs	Paid Up For Life	On-line	Per Cent of Goal
114	MANASSAS	1/14/2015	77	58	71	79	0	39	11	8	73.418%
150	STERLING PARK	1/20/2015	106	96	97	108	0	60	12	24	88.889%
158	MANASSAS	12/5/2014	35	23	32	36	0	12	7	4	63.889%
247 ***	REMINGTON	1/20/2015	57	63	52	58	11	30	15	7	108.621%
290	STAFFORD	1/21/2015	654	590	593	659	28	368	70	124	89.530%
293	PURCELLVILLE	1/20/2015	234	182	213	237	3	124	16	39	76.793%
295	MIDDLEBURG	1/14/2015	32	29	30	33	3	23	1	2	87.879%
330	CULPEPER	1/21/2015	217	183	198	220	7	127	28	21	83.182%
360 +	WARRENTON	12/31/2014	29	27	27	30	1	18	7	1	90.000%
364	WOODBIDGE	1/20/2015	953	761	862	958	22	444	135	160	79.436%
1799	HAYMARKET	1/20/2015	132	109	121	134	3	46	10	50	81.343%
2001 ***	ASHBURN	1/21/2015	62	71	57	63	8	23	11	29	112.698%
CDR: ROBERT YOWELL(247)			4293	3654	3901	4334	179	2187	511	777	84.310%

NORTHERN REGION-- SEVENTEENTH DISTRICT-- (18 Posts)

Post	Location	Last Transmittal	Prior Year Mbrs	Curr Year Mbrs	2/4/2015 90% Target Goal	Curr Year Goal	New Mbrs	Ren Mbrs	Paid Up For Life	On-line	Per Cent of Goal
24	ALEXANDRIA	1/21/2015	742	670	672	747	33	292	89	256	89.692%
44	ARLINGTON	1/20/2015	96	66	88	98	2	35	15	14	67.347%
85	ARLINGTON	1/20/2015	199	175	182	202	13	120	18	24	86.634%
123 *	GREENSPRING	12/9/2014	56	57	51	57	9	35	11	2	100.000%
129	ALEXANDRIA	12/23/2014	39	20	36	40	0	14	3	3	50.000%
130	FALLS CHURCH	1/20/2015	184	164	168	187	13	99	27	25	87.701%
139	ARLINGTON	1/21/2015	557	289	505	561	6	183	44	56	51.515%
162	LORTON	1/21/2015	487	382	442	491	13	257	32	80	77.800%
176	SPRINGFIELD	1/21/2015	1389	1121	1255	1394	61	681	157	222	80.416%
177	FAIRFAX	1/21/2015	974	867	881	979	40	531	119	177	88.560%
180	VIENNA	1/21/2015	793	639	718	798	17	424	81	117	80.075%
184	HERNDON	1/20/2015	239	206	218	242	1	119	39	47	85.124%
194 +	ARLINGTON	1/14/2015	54	54	50	55	6	35	11	2	98.182%
225	FALLS CHURCH	12/31/2014	39	29	36	40	0	14	9	6	72.500%
270	McLEAN	1/21/2015	367	264	333	370	4	168	54	38	71.351%
1775	FORT BELVOIR	12/31/2014	76	58	70	78	0	33	14	11	74.359%
1976	ANNANDALE	1/21/2015	405	337	368	409	15	224	31	67	82.396%
1995 +	CENTREVILLE	1/20/2015	151	141	138	153	1	82	25	33	92.157%
CDR: C. CREDITT(129)			6847	5539	6211	6901	234	3346	779	1180	80.264%

WESTERN REGION-- FIFTH DISTRICT-- (14 Posts)

Post	Location	Last Transmittal	Prior Year Mbrs	Curr Year Mbrs	2/4/2015 90% Target Goal	Curr Year Goal	New Mbrs	Ren Mbrs	Paid Up For Life	On-line	Per Cent of Goal
------	----------	------------------	-----------------	----------------	--------------------------	----------------	----------	----------	------------------	---------	------------------

WESTERN REGION-- FIFTH DISTRICT-- (14 Posts)

Post	Location	Last Transmittal	Prior Year Mbrs	Curr Year Mbrs	2/4/2015 90% Target Goal	Curr Year Goal	New Mbrs	Ren Mbrs	Paid Up For Life	On-line	Per Cent of Goal
8	SOUTH BOSTON	1/21/2015	320	286	291	323	8	245	18	15	88.545%
32	FARMVILLE	1/7/2015	20	14	19	21	0	12	1	1	66.667%
40	BLACKSTONE	7/21/2014	4	3	14	16	0	0	3	0	18.750%
43	CHASE CITY	1/1/2015	131	109	120	133	0	97	7	5	81.955%
45 *	CLARKSVILLE	1/21/2015	62	63	57	63	5	36	5	17	100.000%
50	CREWE	1/14/2015	68	58	62	69	4	37	3	14	84.058%
65 ***	LAWRENCEVILLE	12/31/2014	14	17	14	16	10	7	0	0	106.250%
79 +	SOUTH HILL	1/14/2015	468	433	425	472	14	361	12	46	91.737%
94 *	ALBERTA	11/19/2014	10	13	14	16	3	9	1	0	81.250%
99	HALIFAX	1/21/2015	187	152	171	190	25	116	7	4	80.000%
102	VICTORIA		1		14	16					
147 +	KENBRIDGE	12/31/2014	42	39	39	43	0	24	11	4	90.698%
260	KEYSVILLE	11/19/2014	129	105	118	131	2	92	3	8	80.153%
342 *	VOLENS	11/19/2014	27	28	25	28	1	27	0	0	100.000%
CDR: TOM HART(147)			1483	1320	1383	1537	72	1063	71	114	85.882%

WESTERN REGION-- SIXTH DISTRICT-- (13 Posts)

Post	Location	Last Transmittal	Prior Year Mbrs	Curr Year Mbrs	2/4/2015 90% Target Goal	Curr Year Goal	New Mbrs	Ren Mbrs	Paid Up For Life	On-line	Per Cent of Goal
6	ROCKY MOUNT	1/21/2015	141	124	129	143	2	110	7	5	86.713%
11	BASSETT	12/23/2014	83	50	77	85	0	37	4	9	58.824%
29	DANVILLE	1/14/2015	211	160	193	214	2	145	5	8	74.766%
42 *	MARTINSVILLE	1/21/2015	101	103	93	103	6	85	10	2	100.000%
47 +	CHATHAM	12/17/2014	25	24	23	26	3	17	0	4	92.308%
78	MARTINSVILLE	1/21/2015	195	165	178	198	2	151	6	6	83.333%
96 +	CALLAWAY	12/3/2014	15	15	14	16	0	14	0	1	93.750%
105	STUART	1/20/2015	84	70	77	86	2	56	6	6	81.395%
111	ROCKY MOUNT	11/24/2014	39	35	36	40	0	19	14	2	87.500%
127	FLOYD	12/31/2014	85	74	78	87	2	59	11	2	85.057%
232 *	GRETNA	12/23/2014	75	76	68	76	5	65	3	3	100.000%
325	DANVILLE	1/21/2015	353	313	320	356	7	272	20	14	87.921%
1097	DANVILLE	1/14/2015	378	338	344	382	20	261	31	26	88.482%
CDR: ROB PHELPS(325)			1785	1547	1631	1812	51	1291	117	88	85.375%

WESTERN REGION-- SEVENTH DISTRICT-- (9 Posts)

Post	Location	Last Transmittal	Prior Year Mbrs	Curr Year Mbrs	2/4/2015 90% Target Goal	Curr Year Goal	New Mbrs	Ren Mbrs	Paid Up For Life	On-line	Per Cent of Goal
7	PULASKI	1/7/2015	150	131	137	152	5	102	13	11	86.184%
9	WYTHEVILLE	1/7/2015	157	132	143	159	6	78	42	6	83.019%
18 ***	MARION	1/14/2015	58	64	53	59	9	45	7	3	108.475%

WESTERN REGION-- SEVENTH DISTRICT-- (9 Posts)

Post	Location	Last Transmittal	Prior Year Mbrs	Curr Year Mbrs	2/4/2015 90% Target Goal	Curr Year Goal	New Mbrs	Ren Mbrs	Paid Up For Life	On-line	Per Cent of Goal
20	BLAND	12/23/2014	55	49	50	56	1	40	4	4	87.500%
58 +	DUBLIN	12/17/2014	43	43	40	44	2	35	1	5	97.727%
68	NARROWS	1/21/2015	127	103	116	129	4	76	23	0	79.845%
229	RURAL RETREAT	1/14/2015	154	129	140	156	0	80	36	13	82.692%
245	GALAX	1/1/2015	174	152	158	176	10	120	11	11	86.364%
311	PEMBROKE	12/30/2014	59	50	54	60	2	43	4	1	83.333%
CDR: ART TERRILL(68)			977	853	892	991	39	619	141	54	86.075%

WESTERN REGION-- EIGHTH DISTRICT-- (13 Posts)

Post	Location	Last Transmittal	Prior Year Mbrs	Curr Year Mbrs	2/4/2015 90% Target Goal	Curr Year Goal	New Mbrs	Ren Mbrs	Paid Up For Life	On-line	Per Cent of Goal
12 +	ABINGDON	1/21/2015	116	106	106	118	3	87	10	6	89.831%
14	POCAHONTAS	1/7/2015	97	85	89	99	0	74	6	5	85.859%
51	BRISTOL	12/2/2014	8	3	14	16	0	0	0	3	18.750%
122	BLUEFIELD	12/30/2014	33	26	31	34	0	23	3	0	76.471%
133	TAZEWELL	1/21/2015	116	105	106	118	7	81	10	7	88.983%
135	DAMASCUS	12/9/2014	42	30	39	43	1	27	2	0	69.767%
164	GRUNDY	1/21/2015	473	389	429	477	0	290	88	11	81.551%
185 +	JONESVILLE	11/19/2014	52	49	48	53	0	36	9	4	92.453%
208 +	LEBANON	12/30/2014	89	82	82	91	0	67	11	4	90.110%
227	CLINTWOOD	1/21/2015	27	22	25	28	0	16	4	2	78.571%
243	NORTON	1/14/2015	109	91	100	111	3	73	10	5	81.982%
265	GATE CITY	1/7/2015	108	97	99	110	5	82	1	9	88.182%
2000	HAYSI		1		14	16					
CDR: DENNIS GILBERT(208)			1271	1085	1183	1314	19	856	154	56	82.572%

WESTERN REGION-- NINTH DISTRICT-- (10 Posts)

Post	Location	Last Transmittal	Prior Year Mbrs	Curr Year Mbrs	2/4/2015 90% Target Goal	Curr Year Goal	New Mbrs	Ren Mbrs	Paid Up For Life	On-line	Per Cent of Goal
3	ROANOKE	1/21/2015	409	339	372	413	5	249	52	33	82.082%
4	COVINGTON	1/7/2015	75	62	68	76	0	50	7	5	81.579%
19	SALEM	1/14/2015	11	10	14	16	0	8	2	0	62.500%
30 +	RADFORD	1/20/2015	40	38	37	41	4	22	7	5	92.683%
59	CHRISTIANSBURG	1/20/2015	110	100	101	112	4	72	16	8	89.286%
80 +	VINTON	1/14/2015	104	95	95	106	0	75	13	7	89.623%
93 +	BUCHANAN	11/19/2014	63	58	58	64	2	44	7	5	90.625%
182	BLACKSBURG	1/20/2015	65	57	59	66	1	46	6	4	86.364%
240 *	TROUTVILLE	11/24/2014	28	29	26	29	2	14	12	1	100.000%
248	ROANOKE	1/21/2015	114	99	104	116	2	69	19	9	85.345%
CDR: GARLND LINKOUS(182)			1019	887	935	1039	20	649	141	77	85.371%

WESTERN REGION-- TENTH DISTRICT-- (11 Posts)

Post	Location	Last Transmittal	Prior Year Mbrs	Curr Year Mbrs	2/4/2015 90% Target Goal	Curr Year Goal	New Mbrs	Ren Mbrs	Paid Up For Life	On-line	Per Cent of Goal
16	LYNCHBURG	1/21/2015	1066	924	964	1071	85	701	42	96	86.275%
17 ***	LOVINGSTON	1/14/2015	47	50	43	48	4	39	5	2	104.167%
36	ALTAVISTA	12/9/2014	57	48	52	58	3	39	3	3	82.759%
52 +	BROOKNEAL	12/9/2014	47	43	43	48	1	40	1	1	89.583%
54	BEDFORD	1/21/2015	159	138	145	161	2	105	18	13	85.714%
62 +	SMITH MTN LAKE	12/30/2014	31	29	29	32	1	13	5	10	90.625%
104	APPOMATTOX	1/20/2015	202	163	185	205	2	134	17	10	79.512%
134 +	DILLWYN	1/20/2015	39	36	36	40	3	31	0	2	90.000%
217	BIG ISLAND	10/8/2014	26	17	24	27	0	15	1	1	62.963%
269	CUMBERLAND	12/16/2014	32	26	30	33	2	21	1	2	78.788%
274	MADISON HEIGHTS	12/30/2014	124	97	113	126	0	89	6	2	76.984%
CDR: CHARLES PAYNE II(62)			1830	1571	1664	1849	103	1227	99	142	84.965%

*** POSTS EQUALING OR SURPASSING THEIR PRIOR YEAR MEMBERSHIP**

***** POSTS EQUALING OR SURPASSING THEIR CURRENT YEAR GOAL**

+ POSTS EQUALING OR SURPASSING THEIR TARGET GOAL