

Dept of Virginia 2014-2015

4 Mar 2015

Finishing First in the Membership Stakes

We will have to see if different groups have put their hooves down after this week

Brown's Bonanza doubled up everyone again making a statement by staying in first - moving a percent ahead. Steward's Stable continues its stealthy moves by cutting the distance in half once again.

Orzo's 1st also throws down the horseshoe with another large doubling move in first, getting some distance between them and the 13th. Hart's 5th and Yowell's 16th both moved up two places each this week with some good gains. And thanks to Hillyard's 15th being top gainers at 2% this week. Shifting the bino gaze a little, is that 17th starting its we will win move? So many stories to watch and see in this dust cloud as we run down the front stretch

Two Jockeys moved their Posts into the Winners Circle this week. Congrats are offered to Cdr Miska at 157 and Cdr Yancy at 147 as well as their teams. Great to see you added to the Circle and hope for continued activity.

Let's see what we can get turned in this next week before the conference and push the Dept over it's 90% goal at National. We are doing great work, it's time to show it on the National race


Lewis Field,
Department Track Announcer

North - AB Brown 90.1%

West - Robert Cardwell -89.0%

East - Al Steward -88.8%



90%




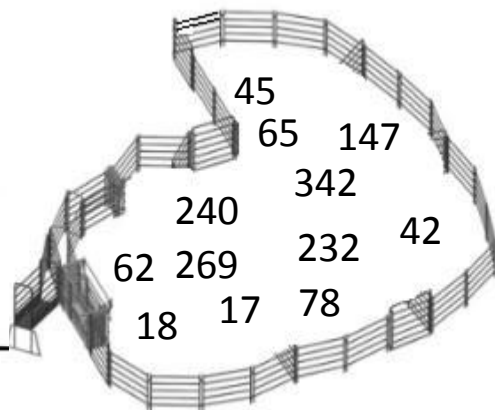
Trainers

Stable Owners

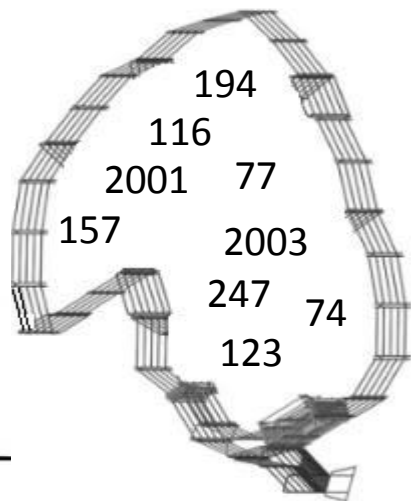
100% Jockeys



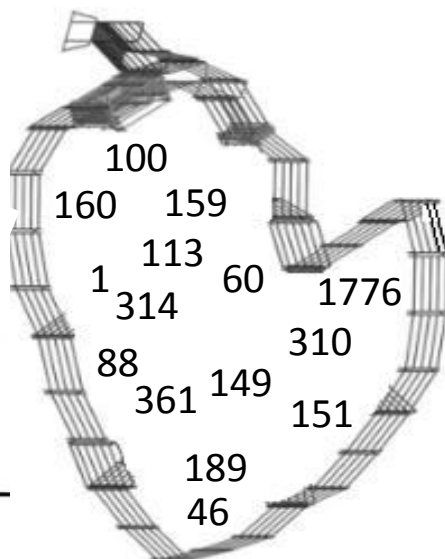
Cardwell's Corral



Brown's Bonanza



Steward's Stables



THE AMERICAN LEGION
DEPARTMENT OF VIRGINIA
REGION AND DISTRICT STANDINGS
AS OF 3/4/2015

Regional Standings

Region	Stand-ings	Prior Year Mbrs	Curr Year Mbrs	Curr Year Goal	New Mbrs	Ren Mbrs	Paid Up For Life	Online	Per Cent of Goal
NORTHERN	1	16286	14825	16453	818	9425	1853	2729	90.105%
WESTERN	2	8365	7604	8542	344	5948	725	587	89.019%
EASTERN	3	12686	11425	12868	747	7751	1185	1742	88.786%

District Standings

District		Prior Year Mbrs	Curr Year Mbrs	Curr Year Goal	New Mbrs	Ren Mbrs	Paid Up For Life	Online	Per Cent of Goal
FIRST	1	625	632	640	62	428	64	78	98.750%
THIRTEENTH	2	1927	1893	1950	181	1175	258	279	97.077%
FIFTEENTH	3	2139	2060	2161	90	1625	164	181	95.326%
FOURTH	4	1642	1531	1667	134	1122	124	151	91.842%
FIFTH	5	1483	1404	1537	86	1117	71	130	91.347%
SIXTEENTH	6	4293	3943	4334	227	2330	512	874	90.978%
FOURTEENTH	7	1080	1006	1107	37	756	136	77	90.876%
SEVENTH	8	977	895	991	40	653	141	61	90.313%
ELEVENTH	9	3103	2826	3144	140	1945	317	424	89.885%
TENTH	10	1830	1657	1849	117	1285	100	155	89.616%
SIXTH	11	1785	1619	1812	57	1349	117	96	89.349%
SECOND	12	2736	2455	2773	182	1641	170	462	88.532%
NINTH	13	1019	909	1039	23	659	142	85	87.488%
TWELFTH	14	1691	1502	1721	75	1003	165	259	87.275%
SEVENTEENTH	15	6847	5923	6901	283	3539	783	1318	85.828%
EIGHTH	16	1271	1120	1314	21	885	154	60	85.236%
THIRD	17	2889	2479	2923	154	1612	345	368	84.810%
TRADITIONAL:		37337	33854	37863	1909	23124	3763	5058	89.412%
POST 141:		7963	7916	9236	95	5633	481	1707	85.708%
CYBERPOST 1919:		0	0	1	0	0	0		0.000%
SUBTOTAL:		45300	41770	47100	2004	28757	4244	6765	88.684%
NEW DMS:			0	0					
OVERALL TOTAL			41770	47100					

YEAR TO DATE TOTALS AND SUMMARY

CURRENT YEAR GOAL:	47100
MEMBERSHIP AS OF 3/4/2015 :	41770
REMAINDER TO MEET GOAL:	5330

EASTERN REGION-- FIRST DISTRICT-- (4 Posts)

Post	Location	Last Transmittal	Prior Year Mbrs	Curr Year Mbrs	3/4/2015 95% Target Goal	Curr Year Goal	New Mbrs	Ren Mbrs	Paid Up For Life	On-line	Per Cent of Goal
56	NORTHAMPTON	3/2/2015	231	221	222	234	21	145	16	39	94.444%
100 ***	PARKSLEY	3/4/2015	15	21	15	16	4	15	2	0	131.250%
101 *	ONANCOCK	2/4/2015	15	17	22	23	2	3	11	1	73.913%
159 ***	CHINCOTEAGUE	3/4/2015	364	373	349	367	35	265	35	38	101.635%
CDR: RALPH ORZO(56)			625	632	608	640	62	428	64	78	98.750%

EASTERN REGION-- SECOND DISTRICT-- (14 Posts)

Post	Location	Last Transmittal	Prior Year Mbrs	Curr Year Mbrs	3/4/2015 95% Target Goal	Curr Year Goal	New Mbrs	Ren Mbrs	Paid Up For Life	On-line	Per Cent of Goal
5	NORFOLK	2/4/2015	190	174	183	193	14	142	3	15	90.155%
35	NORFOLK	3/2/2015	91	82	88	93	4	48	5	25	88.172%
37	PORTSMOUTH	12/17/2014	9	8	15	16	0	7	0	1	50.000%
60 ***	NORFOLK	2/23/2015	47	54	46	48	11	29	3	11	112.500%
81	VIRGINIA BEACH	12/17/2014	13	13	15	16	2	9	2	0	81.250%
110	VIRGINIA BEACH	3/2/2015	342	299	328	345	6	187	41	65	86.667%
113 ***	PRINCESS ANNE	9/9/2014	49	52	48	50	3	43	4	2	104.000%
118	NORFOLK	3/2/2015	27	23	27	28	0	16	4	3	82.143%
190	PORTSMOUTH	3/2/2015	299	232	287	302	11	180	6	35	76.821%
204	NORFOLK	12/31/2014	53	45	51	54	0	41	1	3	83.333%
280	CHESAPEAKE	3/2/2015	431	385	413	435	14	234	27	110	88.506%
310 ***	CHURCHLAND	3/2/2015	74	83	71	75	2	56	7	18	110.667%
327 +	NORFOLK	3/4/2015	1023	979	977	1028	113	628	66	172	95.233%
1992	VIRGINIA BEACH	12/9/2014	88	26	86	90	2	21	1	2	28.889%
CDR: ROD. DRUMMOND(5)			2736	2455	2634	2773	182	1641	170	462	88.532%

EASTERN REGION-- THIRD DISTRICT-- (17 Posts)

Post	Location	Last Transmittal	Prior Year Mbrs	Curr Year Mbrs	3/4/2015 95% Target Goal	Curr Year Goal	New Mbrs	Ren Mbrs	Paid Up For Life	On-line	Per Cent of Goal
25	NEWPORT NEWS	3/4/2015	332	297	318	335	16	213	31	37	88.657%
31	HAMPTON	3/2/2015	85	75	83	87	4	45	15	11	86.207%
39 +	WILLIAMSBURG	3/4/2015	102	101	99	104	5	68	9	19	97.115%
48	HAMPTON	2/25/2015	114	100	110	116	2	45	34	19	86.207%
61	CHARLES CITY	2/25/2015	42	37	41	43	3	32	1	1	86.047%
67	HAMPTON	2/18/2015	164	136	158	166	8	92	25	11	81.928%
75	GLOUCESTER	2/18/2015	193	168	186	196	9	90	33	36	85.714%
83	MATHEWS	2/18/2015	183	172	177	186	4	135	17	16	92.473%
165	YORKTOWN	11/4/2014	22	20	22	23	1	12	6	1	86.957%
172	WEST POINT	1/21/2015	34	31	33	35	3	24	1	3	88.571%
255	NEWPORT NEWS	2/25/2015	97	92	94	99	2	67	5	18	92.929%
273	POQUOSON	2/11/2015	122	106	118	124	3	60	29	14	85.484%

EASTERN REGION-- THIRD DISTRICT-- (17 Posts)

Post	Location	Last Transmittal	Prior Year Mbrs	Curr Year Mbrs	3/4/2015 95% Target Goal	Curr Year Goal	New Mbrs	Ren Mbrs	Paid Up For Life	On-line	Per Cent of Goal
314 ***	AYLETT	1/20/2015	23	30	23	24	5	8	15	2	125.000%
368	NEWPORT NEWS	3/2/2015	1218	968	1162	1223	84	633	106	145	79.150%
1776 ***	WILLIAMSBURG	3/2/2015	94	98	91	96	5	62	6	25	102.083%
1991	TABB	1/1/2015	27	24	27	28	0	15	3	6	85.714%
1997	HAMPTON	2/18/2015	37	24	36	38	0	11	9	4	63.158%
CDR: FLOYD BROWN(31)			2889	2479	2777	2923	154	1612	345	368	84.810%

EASTERN REGION-- FOURTH DISTRICT-- (14 Posts)

Post	Location	Last Transmittal	Prior Year Mbrs	Curr Year Mbrs	3/4/2015 95% Target Goal	Curr Year Goal	New Mbrs	Ren Mbrs	Paid Up For Life	On-line	Per Cent of Goal
2	PETERSBURG	3/2/2015	408	377	391	412	50	248	26	53	91.505%
46 *	EMPORIA	2/11/2015	55	56	53	56	5	47	3	1	100.000%
49	SMITHFIELD	2/25/2015	182	155	176	185	5	107	19	24	83.784%
57	SUFFOLK	2/18/2015	101	91	98	103	3	76	4	8	88.350%
73	FRANKLIN	2/18/2015	119	104	115	121	2	87	11	4	85.950%
88 ***	SUFFOLK	2/25/2015	72	76	69	73	16	47	4	9	104.110%
120 +	DISPUTANTA	3/4/2015	153	147	147	155	13	94	19	21	94.839%
146	HOPEWELL	2/25/2015	347	316	333	350	14	247	32	23	90.286%
149 ***	DINWIDDIE	2/11/2015	26	30	26	27	3	25	1	1	111.111%
151 ***	EMPORIA	12/18/2014	76	83	74	78	12	71	0	0	106.410%
160 *	SURRY	1/20/2015	35	36	34	36	2	27	2	5	100.000%
191	WAVERLY	3/4/2015	29	23	29	30	5	17	1	0	76.667%
264 +	JARRATT	12/23/2014	19	19	19	20	1	14	2	2	95.000%
276	BOYKINS	1/14/2015	20	18	20	21	3	15	0	0	85.714%
CDR: JAMES ROVINSKI(120)			1642	1531	1584	1667	134	1122	124	151	91.842%

EASTERN REGION-- ELEVENTH DISTRICT-- (20 Posts)

Post	Location	Last Transmittal	Prior Year Mbrs	Curr Year Mbrs	3/4/2015 95% Target Goal	Curr Year Goal	New Mbrs	Ren Mbrs	Paid Up For Life	On-line	Per Cent of Goal
1 ***	RICHMOND	2/18/2015	92	101	89	94	15	58	15	13	107.447%
38	RICHMOND	1/28/2015	22	18	22	23	0	16	1	1	78.261%
84	RICHMOND	2/18/2015	139	124	134	141	4	80	25	15	87.943%
87	AMELIA	2/18/2015	85	65	83	87	2	42	17	4	74.713%
91	CHESTERFIELD	1/20/2015	12	12	15	16	0	5	3	4	75.000%
108	RICHMOND	2/18/2015	43	33	42	44	0	25	4	4	75.000%
125	RICHMOND	3/2/2015	146	122	141	148	2	101	5	14	82.432%
136	ETTRICK	10/8/2014	30	21	29	31	0	21	0	0	67.742%
137	RICHMOND	2/23/2015	203	176	196	206	9	121	22	24	85.437%
144	HIGHLAND SPRINGS	2/18/2015	222	205	214	225	18	142	18	27	91.111%
186	MIDLOTHIAN	3/2/2015	352	328	337	355	20	214	25	69	92.394%

EASTERN REGION-- ELEVENTH DISTRICT-- (20 Posts)

Post	Location	Last Transmittal	Prior Year Mbrs	Curr Year Mbrs	3/4/2015 95% Target Goal	Curr Year Goal	New Mbrs	Ren Mbrs	Paid Up For Life	On-line	Per Cent of Goal
189 ***	RICHMOND	2/18/2015	31	38	30	32	8	18	10	2	118.750%
201	POWHATAN	3/4/2015	101	96	98	103	0	58	16	22	93.204%
210	RICHMOND	1/1/2015	29	17	29	30	1	11	2	3	56.667%
233 +	RICHMOND	2/18/2015	57	56	55	58	3	41	5	7	96.552%
242	SANDSTON	2/25/2015	93	77	90	95	2	63	10	2	81.053%
244	GLEN ALLEN	2/18/2015	143	133	138	145	3	109	8	13	91.724%
284	COLONIAL HEIGHTS	3/2/2015	1123	1025	1072	1128	42	682	124	177	90.869%
354	RICHMOND	2/18/2015	126	120	122	128	10	93	2	15	93.750%
361 ***	RICHMOND	2/18/2015	54	59	52	55	1	45	5	8	107.273%
CDR: CHUCK TALLEY(144)			3103	2826	2987	3144	140	1945	317	424	89.885%

EASTERN REGION-- TWELFTH DISTRICT-- (13 Posts)

Post	Location	Last Transmittal	Prior Year Mbrs	Curr Year Mbrs	3/4/2015 95% Target Goal	Curr Year Goal	New Mbrs	Ren Mbrs	Paid Up For Life	On-line	Per Cent of Goal
55	FREDERICKSBURG	2/11/2015	161	133	155	163	5	98	16	14	81.595%
64	TAPPAHANNOCK	2/18/2015	57	52	55	58	1	42	3	6	89.655%
82	SALUDA	2/18/2015	29	27	29	30	5	8	7	7	90.000%
86	KILMARNOCK	3/4/2015	122	112	118	124	5	79	13	15	90.323%
89	KING GEORGE	3/2/2015	212	182	204	215	10	91	28	53	84.651%
117	REEDVILLE	3/2/2015	198	151	191	201	4	119	12	16	75.124%
148	COLONIAL BEACH	3/4/2015	243	225	234	246	17	155	15	38	91.463%
221	CAROLINE COUNTY	3/4/2015	60	51	58	61	5	31	8	7	83.607%
241	STORMONT	10/15/2014	9	9	15	16	0	8	0	1	56.250%
252	MONTROSS	1/14/2015	62	59	60	63	0	37	10	12	93.651%
320	SPOTSYLVANIA	3/2/2015	464	433	445	468	19	280	50	84	92.521%
329	DAHLGREN	10/29/2014	43	39	42	44	0	39	0	0	88.636%
401	WARSAW	2/25/2015	31	29	30	32	4	16	3	6	90.625%
CDR: RON CURLINGS(221)			1691	1502	1635	1721	75	1003	165	259	87.275%

NORTHERN REGION-- THIRTEENTH DISTRICT-- (10 Posts)

Post	Location	Last Transmittal	Prior Year Mbrs	Curr Year Mbrs	3/4/2015 95% Target Goal	Curr Year Goal	New Mbrs	Ren Mbrs	Paid Up For Life	On-line	Per Cent of Goal
74 ***	CHARLOTTESVILLE	3/2/2015	722	732	691	727	67	430	135	100	100.688%
90	BEAVERDAM	3/2/2015	35	32	34	36	2	21	4	5	88.889%
116 ***	LOUISA	1/21/2015	91	102	88	93	11	58	12	21	109.677%
128 +	STANARDSVILLE	3/4/2015	87	87	85	89	9	65	3	10	97.753%
156	ORANGE	2/2/2015	207	173	200	210	7	130	17	19	82.381%
157 *	MADISON	3/4/2015	139	141	134	141	22	70	20	29	100.000%
175	MECHANICSVILLE	3/4/2015	314	292	301	317	27	194	23	48	92.114%
206	ASHLAND	1/14/2015	43	35	42	44	1	30	3	1	79.545%

NORTHERN REGION-- THIRTEENTH DISTRICT-- (10 Posts)

Post	Location	Last Transmittal	Prior Year Mbrs	Curr Year Mbrs	3/4/2015 95% Target Goal	Curr Year Goal	New Mbrs	Ren Mbrs	Paid Up For Life	On-line	Per Cent of Goal
215 *	GOOCHLAND	3/4/2015	138	139	133	140	13	82	22	22	99.286%
2003 ***	FLUVANNA COUNTY	2/25/2015	151	160	145	153	22	95	19	24	104.575%
CDR: JOE DUDLEY(2003)			1927	1893	1853	1950	181	1175	258	279	97.077%

NORTHERN REGION-- FOURTEENTH DISTRICT-- (11 Posts)

Post	Location	Last Transmittal	Prior Year Mbrs	Curr Year Mbrs	3/4/2015 95% Target Goal	Curr Year Goal	New Mbrs	Ren Mbrs	Paid Up For Life	On-line	Per Cent of Goal
13	STAUNTON	2/4/2015	181	162	175	184	4	124	20	14	88.043%
27	DAYTON	2/25/2015	249	235	239	252	5	176	34	20	93.254%
76 +	HARRISONBURG	3/4/2015	47	46	46	48	0	38	5	3	95.833%
92	BATH COUNTY	2/11/2015	19	17	19	20	0	13	3	1	85.000%
126	BUENA VISTA	2/25/2015	99	93	96	101	1	79	9	4	92.079%
155	HIGHLAND	2/25/2015	8	6	15	16	0	5	1	0	37.500%
188	HARRISONBURG	3/2/2015	227	210	219	230	19	166	12	13	91.304%
222	ELKTON	9/17/2014	19	18	19	20	0	17	0	1	90.000%
278 +	PLAINS DISTRICT	11/12/2014	21	21	21	22	1	9	11	0	95.455%
291	LEXINGTON	2/18/2015	21	18	21	22	0	16	0	2	81.818%
340	EAST AUGUSTA COU	3/4/2015	189	180	182	192	7	113	41	19	93.750%
CDR: EDDIE HUMES(188)			1080	1006	1052	1107	37	756	136	77	90.876%

NORTHERN REGION-- FIFTEENTH DISTRICT-- (7 Posts)

Post	Location	Last Transmittal	Prior Year Mbrs	Curr Year Mbrs	3/4/2015 95% Target Goal	Curr Year Goal	New Mbrs	Ren Mbrs	Paid Up For Life	On-line	Per Cent of Goal
21	WINCHESTER	3/2/2015	501	459	480	505	11	379	31	38	90.891%
22 +	LURAY	3/4/2015	77	77	75	79	3	55	16	3	97.468%
41 *	BERRYVILLE	3/4/2015	175	176	168	177	5	137	8	26	99.435%
53 +	FRONT ROYAL	3/4/2015	406	391	390	410	10	309	41	31	95.366%
77 ***	STRASBURG	3/4/2015	310	340	297	313	49	247	18	26	108.626%
166	NEW MARKET	3/4/2015	178	165	172	181	5	120	25	15	91.160%
199	WOODSTOCK	3/4/2015	492	452	471	496	7	378	25	42	91.129%
CDR: F. HILLYARD(77)			2139	2060	2053	2161	90	1625	164	181	95.326%

NORTHERN REGION-- SIXTEENTH DISTRICT-- (16 Posts)

Post	Location	Last Transmittal	Prior Year Mbrs	Curr Year Mbrs	3/4/2015 95% Target Goal	Curr Year Goal	New Mbrs	Ren Mbrs	Paid Up For Life	On-line	Per Cent of Goal
10	MANASSAS	3/2/2015	786	742	751	791	69	402	86	185	93.805%
28	DUMFRIES	3/2/2015	347	303	333	350	21	185	40	57	86.571%
34	LEESBURG	2/25/2015	87	76	85	89	1	46	16	13	85.393%
72	WARRENTON	3/4/2015	485	456	465	489	20	298	47	91	93.252%

NORTHERN REGION-- SIXTEENTH DISTRICT-- (16 Posts)

Post	Location	Last Transmittal	Prior Year Mbrs	Curr Year Mbrs	3/4/2015 95% Target Goal	Curr Year Goal	New Mbrs	Ren Mbrs	Paid Up For Life	On-line	Per Cent of Goal
114	MANASSAS	3/2/2015	77	64	75	79	0	43	11	10	81.013%
150	STERLING PARK	2/18/2015	106	102	103	108	1	63	12	26	94.444%
158	MANASSAS	2/2/2015	35	24	34	36	0	12	7	5	66.667%
247 ***	REMINGTON	2/25/2015	57	66	55	58	14	30	15	7	113.793%
290 +	STAFFORD	3/2/2015	654	633	626	659	34	384	70	145	96.055%
293	PURCELLVILLE	2/2/2015	234	190	225	237	3	131	16	40	80.169%
295 +	MIDDLEBURG	3/4/2015	32	31	31	33	3	24	1	3	93.939%
330	CULPEPER	3/2/2015	217	189	209	220	7	129	28	25	85.909%
360	WARRENTON	12/31/2014	29	27	29	30	1	18	7	1	90.000%
364	WOODBIDGE	3/4/2015	953	851	910	958	42	493	135	181	88.831%
1799	HAYMARKET	3/2/2015	132	116	127	134	3	49	10	54	86.567%
2001 ***	ASHBURN	2/10/2015	62	73	60	63	8	23	11	31	115.873%
CDR: ROBERT YOWELL(247)			4293	3943	4117	4334	227	2330	512	874	90.978%

NORTHERN REGION-- SEVENTEENTH DISTRICT-- (18 Posts)

Post	Location	Last Transmittal	Prior Year Mbrs	Curr Year Mbrs	3/4/2015 95% Target Goal	Curr Year Goal	New Mbrs	Ren Mbrs	Paid Up For Life	On-line	Per Cent of Goal
24 +	ALEXANDRIA	3/4/2015	742	715	710	747	43	313	89	270	95.716%
44	ARLINGTON	2/23/2015	96	80	93	98	4	46	15	15	81.633%
85	ARLINGTON	3/2/2015	199	186	192	202	15	127	18	26	92.079%
123 ***	GREENSPRING	1/28/2015	56	59	54	57	10	36	11	2	103.509%
129	ALEXANDRIA	1/28/2015	39	23	38	40	0	17	3	3	57.500%
130	FALLS CHURCH	3/2/2015	184	164	178	187	13	97	27	27	87.701%
139	ARLINGTON	3/2/2015	557	305	533	561	6	183	44	72	54.367%
162	LORTON	3/4/2015	487	437	466	491	17	299	32	89	89.002%
176	SPRINGFIELD	3/2/2015	1389	1210	1324	1394	71	710	160	269	86.801%
177	FAIRFAX	3/2/2015	974	921	930	979	50	559	119	193	94.076%
180	VIENNA	3/2/2015	793	661	758	798	20	436	81	124	82.832%
184	HERNDON	3/2/2015	239	222	230	242	2	128	39	53	91.736%
194 *	ARLINGTON	2/18/2015	54	55	52	55	6	35	11	3	100.000%
225	FALLS CHURCH	12/31/2014	39	29	38	40	0	14	9	6	72.500%
270	McLEAN	3/2/2015	367	293	352	370	6	187	54	46	79.189%
1775	FORT BELVOIR	12/31/2014	76	58	74	78	0	33	14	11	74.359%
1976	ANNANDALE	3/2/2015	405	353	389	409	17	231	32	73	86.308%
1995 *	CENTREVILLE	3/2/2015	151	152	145	153	3	88	25	36	99.346%
CDR: C. CREDITT(129)			6847	5923	6556	6901	283	3539	783	1318	85.828%

WESTERN REGION-- FIFTH DISTRICT-- (14 Posts)

Post	Location	Last Transmittal	Prior Year Mbrs	Curr Year Mbrs	3/4/2015 95% Target Goal	Curr Year Goal	New Mbrs	Ren Mbrs	Paid Up For Life	On-line	Per Cent of Goal
------	----------	------------------	-----------------	----------------	--------------------------	----------------	----------	----------	------------------	---------	------------------

WESTERN REGION-- FIFTH DISTRICT-- (14 Posts)

Post	Location	Last Transmittal	Prior Year Mbrs	Curr Year Mbrs	3/4/2015 95% Target Goal	Curr Year Goal	New Mbrs	Ren Mbrs	Paid Up For Life	On-line	Per Cent of Goal
8	SOUTH BOSTON	3/2/2015	320	290	307	323	8	245	18	19	89.783%
32	FARMVILLE	3/2/2015	20	16	20	21	0	12	1	3	76.190%
40	BLACKSTONE	7/21/2014	4	3	15	16	0	0	3	0	18.750%
43	CHASE CITY	2/18/2015	131	116	126	133	0	103	7	6	87.218%
45 ***	CLARKSVILLE	2/10/2015	62	64	60	63	5	36	5	18	101.587%
50	CREWE	2/25/2015	68	64	66	69	4	42	3	15	92.754%
65 ***	LAWRENCEVILLE	2/4/2015	14	19	15	16	12	7	0	0	118.750%
79	SOUTH HILL	2/18/2015	468	441	448	472	15	366	12	48	93.432%
94 *	ALBERTA	11/19/2014	10	13	15	16	3	9	1	0	81.250%
99	HALIFAX	3/4/2015	187	178	181	190	31	134	7	6	93.684%
102	VICTORIA		1		15	16					
147 ***	KENBRIDGE	3/4/2015	42	44	41	43	0	28	11	5	102.326%
260 +	KEYSVILLE	3/4/2015	129	128	124	131	7	108	3	10	97.710%
342 *	VOLENS	11/19/2014	27	28	27	28	1	27	0	0	100.000%
CDR: TOM HART(147)			1483	1404	1460	1537	86	1117	71	130	91.347%

WESTERN REGION-- SIXTH DISTRICT-- (13 Posts)

Post	Location	Last Transmittal	Prior Year Mbrs	Curr Year Mbrs	3/4/2015 95% Target Goal	Curr Year Goal	New Mbrs	Ren Mbrs	Paid Up For Life	On-line	Per Cent of Goal
6	ROCKY MOUNT	2/18/2015	141	126	136	143	2	110	7	7	88.112%
11	BASSETT	2/11/2015	83	53	81	85	0	40	4	9	62.353%
29	DANVILLE	2/25/2015	211	167	203	214	2	152	5	8	78.037%
42 ***	MARTINSVILLE	2/25/2015	101	108	98	103	6	89	10	3	104.854%
47	CHATHAM	12/17/2014	25	24	25	26	3	17	0	4	92.308%
78	MARTINSVILLE	3/4/2015	195	180	188	198	2	165	6	7	90.909%
96 +	CALLAWAY	12/3/2014	15	15	15	16	0	14	0	1	93.750%
105	STUART	3/4/2015	84	74	82	86	4	58	6	6	86.047%
111	ROCKY MOUNT	11/24/2014	39	35	38	40	0	19	14	2	87.500%
127	FLOYD	2/18/2015	85	80	83	87	3	62	11	4	91.954%
232 ***	GRETNA	2/25/2015	75	77	72	76	6	65	3	3	101.316%
325	DANVILLE	3/4/2015	353	329	338	356	7	286	20	16	92.416%
1097	DANVILLE	2/18/2015	378	351	363	382	22	272	31	26	91.885%
CDR: ROB PHELPS(325)			1785	1619	1721	1812	57	1349	117	96	89.349%

WESTERN REGION-- SEVENTH DISTRICT-- (9 Posts)

Post	Location	Last Transmittal	Prior Year Mbrs	Curr Year Mbrs	3/4/2015 95% Target Goal	Curr Year Goal	New Mbrs	Ren Mbrs	Paid Up For Life	On-line	Per Cent of Goal
7	PULASKI	2/18/2015	150	133	144	152	5	104	13	11	87.500%
9	WYTHEVILLE	2/18/2015	157	140	151	159	7	83	42	8	88.050%
18 ***	MARION	2/18/2015	58	67	56	59	9	47	7	4	113.559%

WESTERN REGION-- SEVENTH DISTRICT-- (9 Posts)

Post	Location	Last Transmittal	Prior Year Mbrs	Curr Year Mbrs	3/4/2015 95% Target Goal	Curr Year Goal	New Mbrs	Ren Mbrs	Paid Up For Life	On-line	Per Cent of Goal
20	BLAND	12/23/2014	55	49	53	56	1	40	4	4	87.500%
58 +	DUBLIN	12/17/2014	43	43	42	44	2	35	1	5	97.727%
68	NARROWS	3/2/2015	127	106	123	129	4	78	23	1	82.171%
229	RURAL RETREAT	2/18/2015	154	133	148	156	0	83	36	14	85.256%
245 +	GALAX	2/25/2015	174	167	167	176	10	133	11	13	94.886%
311 +	PEMBROKE	2/25/2015	59	57	57	60	2	50	4	1	95.000%
CDR: ART TERRILL(68)			977	895	941	991	40	653	141	61	90.313%

WESTERN REGION-- EIGHTH DISTRICT-- (13 Posts)

Post	Location	Last Transmittal	Prior Year Mbrs	Curr Year Mbrs	3/4/2015 95% Target Goal	Curr Year Goal	New Mbrs	Ren Mbrs	Paid Up For Life	On-line	Per Cent of Goal
12	ABINGDON	3/2/2015	116	111	112	118	4	90	10	7	94.068%
14	POCAHONTAS	1/7/2015	97	85	94	99	0	74	6	5	85.859%
51	BRISTOL	12/2/2014	8	3	15	16	0	0	0	3	18.750%
122	BLUEFIELD	3/4/2015	33	27	32	34	0	24	3	0	79.412%
133 +	TAZEWELL	2/25/2015	116	112	112	118	7	87	10	8	94.915%
135	DAMASCUS	2/4/2015	42	33	41	43	1	30	2	0	76.744%
164	GRUNDY	2/18/2015	473	401	453	477	0	301	88	12	84.067%
185 +	JONESVILLE	3/2/2015	52	50	50	53	0	36	9	5	94.340%
208	LEBANON	1/28/2015	89	83	86	91	0	68	11	4	91.209%
227	CLINTWOOD	2/11/2015	27	22	27	28	0	16	4	2	78.571%
243	NORTON	3/4/2015	109	93	105	111	3	75	10	5	83.784%
265	GATE CITY	2/4/2015	108	100	105	110	6	84	1	9	90.909%
2000	HAYSI		1		15	16					
CDR: DENNIS GILBERT(208)			1271	1120	1248	1314	21	885	154	60	85.236%

WESTERN REGION-- NINTH DISTRICT-- (10 Posts)

Post	Location	Last Transmittal	Prior Year Mbrs	Curr Year Mbrs	3/4/2015 95% Target Goal	Curr Year Goal	New Mbrs	Ren Mbrs	Paid Up For Life	On-line	Per Cent of Goal
3	ROANOKE	3/2/2015	409	343	392	413	5	249	53	36	83.051%
4	COVINGTON	2/18/2015	75	64	72	76	0	52	7	5	84.211%
19	SALEM	1/14/2015	11	10	15	16	0	8	2	0	62.500%
30 +	RADFORD	2/2/2015	40	39	39	41	4	22	7	6	95.122%
59 +	CHRISTIANSBURG	2/25/2015	110	106	106	112	5	76	16	9	94.643%
80	VINTON	3/2/2015	104	96	101	106	0	75	13	8	90.566%
93	BUCHANAN	11/19/2014	63	58	61	64	2	44	7	5	90.625%
182	BLACKSBURG	2/25/2015	65	61	63	66	1	50	6	4	92.424%
240 ***	TROUTVILLE	3/4/2015	28	31	28	29	4	14	12	1	106.897%
248	ROANOKE	2/18/2015	114	101	110	116	2	69	19	11	87.069%
CDR: GARLND LINKOUS(182)			1019	909	987	1039	23	659	142	85	87.488%

WESTERN REGION-- TENTH DISTRICT-- (11 Posts)

Post	Location	Last Transmittal	Prior Year Mbrs	Curr Year Mbrs	3/4/2015 95% Target Goal	Curr Year Goal	New Mbrs	Ren Mbrs	Paid Up For Life	On-line	Per Cent of Goal
16	LYNCHBURG	3/2/2015	1066	972	1017	1071	98	727	43	104	90.756%
17 ***	LOVINGSTON	1/14/2015	47	50	46	48	4	39	5	2	104.167%
36	ALTAVISTA	2/18/2015	57	50	55	58	3	41	3	3	86.207%
52	BROOKNEAL	2/18/2015	47	45	46	48	1	41	1	2	93.750%
54	BEDFORD	2/25/2015	159	143	153	161	3	109	18	13	88.820%
62 *	SMITH MTN LAKE	2/18/2015	31	32	30	32	1	15	5	11	100.000%
104	APPOMATTOX	3/2/2015	202	170	195	205	2	140	17	11	82.927%
134	DILLWYN	1/20/2015	39	36	38	40	3	31	0	2	90.000%
217	BIG ISLAND	2/23/2015	26	20	26	27	0	18	1	1	74.074%
269 ***	CUMBERLAND	2/18/2015	32	37	31	33	2	31	1	3	112.121%
274	MADISON HEIGHTS	2/25/2015	124	102	120	126	0	93	6	3	80.952%
CDR: CHARLES PAYNE II(62)			1830	1657	1757	1849	117	1285	100	155	89.616%

*** POSTS EQUALING OR SURPASSING THEIR PRIOR YEAR MEMBERSHIP**

***** POSTS EQUALING OR SURPASSING THEIR CURRENT YEAR GOAL**

+ POSTS EQUALING OR SURPASSING THEIR TARGET GOAL