

# Dept of Virginia 2014-2015

18 Mar 2015

## Finishing First in the Membership Stakes

Great conversations at the Spring Conference. We all have our **Intentions**, Let's put **Action** into them.

Steward's Stable has been sneaking up for many weeks and now has taken second by an eyelash and is less than a percent behind 1<sup>st</sup>. This will be interesting.

Outstanding activity by Trainer Orzo and his team crossing first into the Winner's Circle. Nice to see 12 of 17 Districts over 90%.

Lots of jockey activity this report. Congrats to the following for crossing 100% - Cdr Vaccaro 56, Cdr Drummond 5, Cdr Snyder 233, Cdr Zechman 221, Cdr Wadle 215, Cdr Hayton 41, Cdr Hunter 1995, Cdr Greer 18, Cdr Ross 59. Hmmmm, 4 out of the East – might explain some moves

We have some more work to do – we all know what needs to be done and how to do it. I can't imagine anyone wants to keep the track owner at 32<sup>nd</sup> place nationally as we are now.

Quick advertisement – VALPA's Newsletter contest application is out and available on the Dept website.


Lewis Field,  
Department Track Announcer

North - AB Brown 91.2%

West - Robert Cardwell -90.31%

East - Al Steward -90.32%


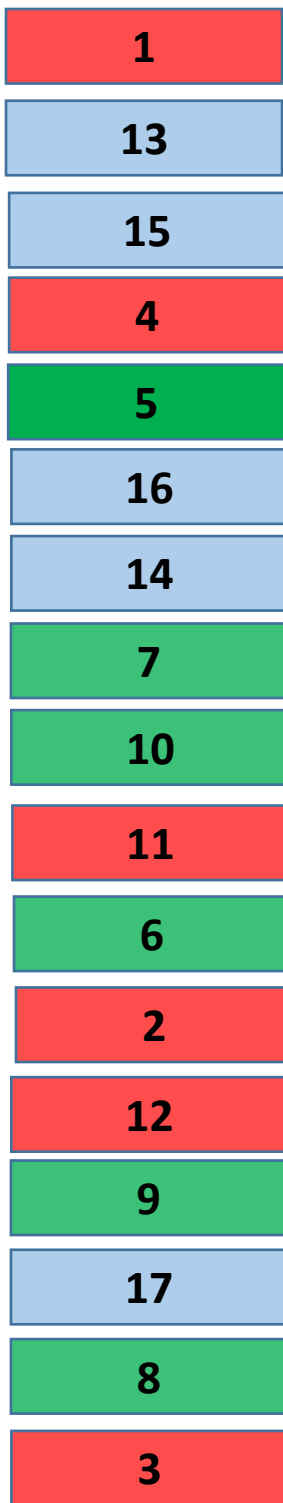
90%




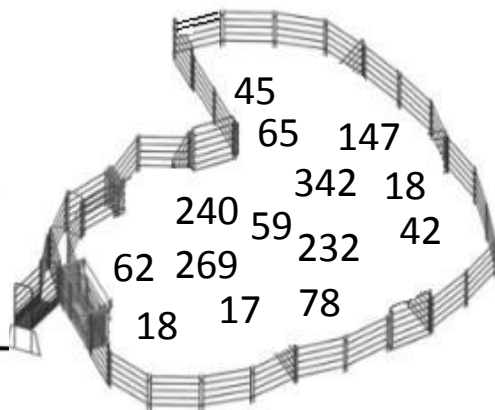
# Trainers

# Stable Owners

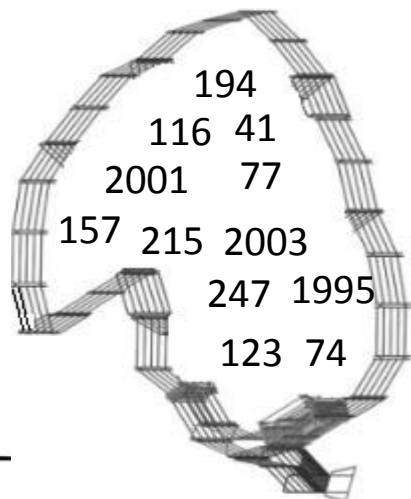
# 100% Jockeys



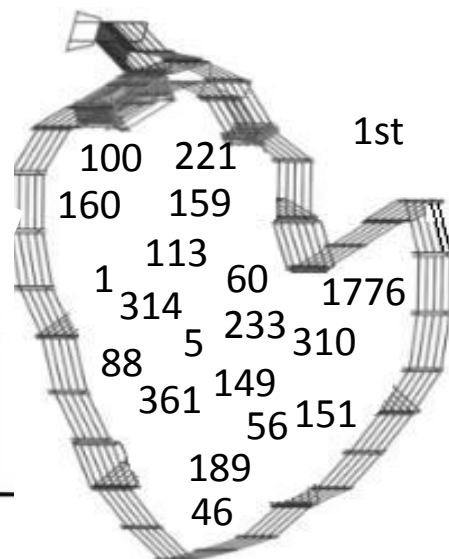
Cardwell's Corral



Brown's Bonanza



Steward's Stables



**THE AMERICAN LEGION**  
**DEPARTMENT OF VIRGINIA**  
**REGION AND DISTRICT STANDINGS**  
**AS OF 3/18/2015**

**Regional Standings**

<b>Region</b>	<b>Stand-ings</b>	<b>Prior Year Mbrs</b>	<b>Curr Year Mbrs</b>	<b>Curr Year Goal</b>	<b>New Mbrs</b>	<b>Ren Mbrs</b>	<b>Paid Up For Life</b>	<b>Online</b>	<b>Per Cent of Goal</b>
NORTHERN	1	16286	15005	16453	855	9528	1859	2763	91.199%
EASTERN	2	12686	11623	12868	784	7871	1188	1780	90.325%
WESTERN	3	8365	7714	8542	363	6028	727	596	90.307%

**District Standings**

<b>District</b>		<b>Prior Year Mbrs</b>	<b>Curr Year Mbrs</b>	<b>Curr Year Goal</b>	<b>New Mbrs</b>	<b>Ren Mbrs</b>	<b>Paid Up For Life</b>	<b>Online</b>	<b>Per Cent of Goal</b>
FIRST	1	625	647	640	70	433	64	80	101.094%
THIRTEENTH	2	1927	1909	1950	182	1186	259	282	97.897%
FIFTEENTH	3	2139	2078	2161	98	1635	164	181	96.159%
FOURTH	4	1642	1545	1667	136	1129	124	156	92.681%
FIFTH	5	1483	1419	1537	88	1127	71	133	92.323%
SIXTEENTH	6	4293	3994	4334	242	2348	514	890	92.155%
FOURTEENTH	7	1080	1012	1107	37	761	136	78	91.418%
SEVENTH	8	977	905	991	41	661	141	62	91.322%
TENTH	9	1830	1688	1849	127	1304	100	157	91.293%
ELEVENTH	10	3103	2867	3144	147	1974	317	429	91.190%
SIXTH	11	1785	1647	1812	62	1368	119	98	90.894%
SECOND	12	2736	2500	2773	192	1661	171	476	90.155%
TWELFTH	13	1691	1543	1721	80	1032	166	265	89.657%
NINTH	14	1019	918	1039	23	668	142	85	88.354%
SEVENTEENTH	15	6847	6012	6901	296	3598	786	1332	87.118%
EIGHTH	16	1271	1137	1314	22	900	154	61	86.530%
THIRD	17	2889	2521	2923	159	1642	346	374	86.247%
<b>TRADITIONAL:</b>		37337	34342	37863	2002	23427	3774	5139	90.701%
<b>POST 141:</b>		7963	8025	9236	96	5673	489	1767	86.888%
<b>CYBERPOST 1919:</b>		0	0	1	0	0	0		0.000%
<b>SUBTOTAL:</b>		45300	42367	47100	2098	29100	4263	6906	89.951%
<b>NEW DMS:</b>			0	0					
<b>OVERALL TOTAL</b>			42367	47100					

**YEAR TO DATE TOTALS AND SUMMARY**

<b>CURRENT YEAR GOAL:</b>	47100
<b>MEMBERSHIP AS OF 3/18/2015 :</b>	42367
<b>REMAINDER TO MEET GOAL:</b>	4733

**EASTERN REGION-- FIRST DISTRICT-- (4 Posts)**

Post	Location	Last Transmittal	Prior Year Mbrs	Curr Year Mbrs	4/1/2015 100% Target Goal	Curr Year Goal	New Mbrs	Ren Mbrs	Paid Up For Life	On-line	Per Cent of Goal
56 ***	NORTHAMPTON	3/18/2015	231	235	234	234	29	150	16	40	100.427%
100 ***	PARKSLEY	3/4/2015	15	21	16	16	4	15	2	0	131.250%
101 *	ONANCOCK	2/4/2015	15	17	23	23	2	3	11	1	73.913%
159 ***	CHINCOTEAGUE	3/17/2015	364	374	367	367	35	265	35	39	101.907%
<b>CDR: RALPH ORZO(56)</b>			625	647	640	640	70	433	64	80	101.094%

**EASTERN REGION-- SECOND DISTRICT-- (14 Posts)**

Post	Location	Last Transmittal	Prior Year Mbrs	Curr Year Mbrs	4/1/2015 100% Target Goal	Curr Year Goal	New Mbrs	Ren Mbrs	Paid Up For Life	On-line	Per Cent of Goal
5 ***	NORFOLK	3/18/2015	190	194	193	193	15	161	3	15	100.518%
35	NORFOLK	3/2/2015	91	82	93	93	4	48	5	25	88.172%
37	PORTSMOUTH	12/17/2014	9	8	16	16	0	7	0	1	50.000%
60 ***	NORFOLK	3/17/2015	47	55	48	48	11	29	3	12	114.583%
81	VIRGINIA BEACH	12/17/2014	13	13	16	16	2	9	2	0	81.250%
110	VIRGINIA BEACH	3/17/2015	342	301	345	345	6	187	41	67	87.246%
113 ***	PRINCESS ANNE	9/9/2014	49	52	50	50	3	43	4	2	104.000%
118	NORFOLK	3/2/2015	27	23	28	28	0	16	4	3	82.143%
190	PORTSMOUTH	3/18/2015	299	229	302	302	11	177	6	35	75.828%
204	NORFOLK	3/10/2015	53	46	54	54	0	42	1	3	85.185%
280	CHESAPEAKE	3/17/2015	431	390	435	435	14	234	28	114	89.655%
310 ***	CHURCHLAND	3/18/2015	74	82	75	75	2	55	7	18	109.333%
327	NORFOLK	3/18/2015	1023	999	1028	1028	122	632	66	179	97.179%
1992	VIRGINIA BEACH	12/9/2014	88	26	90	90	2	21	1	2	28.889%
<b>CDR: ROD. DRUMMOND(5)</b>			2736	2500	2773	2773	192	1661	171	476	90.155%

**EASTERN REGION-- THIRD DISTRICT-- (17 Posts)**

Post	Location	Last Transmittal	Prior Year Mbrs	Curr Year Mbrs	4/1/2015 100% Target Goal	Curr Year Goal	New Mbrs	Ren Mbrs	Paid Up For Life	On-line	Per Cent of Goal
25	NEWPORT NEWS	3/18/2015	332	301	335	335	17	214	31	39	89.851%
31	HAMPTON	3/17/2015	85	76	87	87	4	45	15	12	87.356%
39	WILLIAMSBURG	3/4/2015	102	101	104	104	5	68	9	19	97.115%
48	HAMPTON	3/17/2015	114	102	116	116	2	46	34	20	87.931%
61	CHARLES CITY	2/25/2015	42	37	43	43	3	32	1	1	86.047%
67	HAMPTON	3/18/2015	164	145	166	166	8	101	25	11	87.349%
75	GLOUCESTER	3/10/2015	193	172	196	196	9	94	33	36	87.755%
83	MATHEWS	3/18/2015	183	173	186	186	4	136	17	16	93.011%
165	YORKTOWN	11/4/2014	22	20	23	23	1	12	6	1	86.957%
172	WEST POINT	3/18/2015	34	33	35	35	5	24	1	3	94.286%
255	NEWPORT NEWS	3/10/2015	97	93	99	99	2	68	5	18	93.939%
273	POQUOSON	3/10/2015	122	109	124	124	3	63	29	14	87.903%

**EASTERN REGION-- THIRD DISTRICT-- (17 Posts)**

Post	Location	Last Transmittal	Prior Year Mbrs	Curr Year Mbrs	4/1/2015 100% Target Goal	Curr Year Goal	New Mbrs	Ren Mbrs	Paid Up For Life	On-line	Per Cent of Goal
314 ***	AYLETT	1/20/2015	23	30	24	24	5	8	15	2	125.000%
368	NEWPORT NEWS	3/17/2015	1218	983	1223	1223	86	643	107	147	80.376%
1776 ***	WILLIAMSBURG	3/2/2015	94	98	96	96	5	62	6	25	102.083%
1991	TABB	1/1/2015	27	24	28	28	0	15	3	6	85.714%
1997	HAMPTON	2/18/2015	37	24	38	38	0	11	9	4	63.158%
<b>CDR: FLOYD BROWN(31)</b>			2889	2521	2923	2923	159	1642	346	374	86.247%

**EASTERN REGION-- FOURTH DISTRICT-- (14 Posts)**

Post	Location	Last Transmittal	Prior Year Mbrs	Curr Year Mbrs	4/1/2015 100% Target Goal	Curr Year Goal	New Mbrs	Ren Mbrs	Paid Up For Life	On-line	Per Cent of Goal
2	PETERSBURG	3/17/2015	408	386	412	412	52	252	26	56	93.689%
46 *	EMPORIA	2/11/2015	55	56	56	56	5	47	3	1	100.000%
49	SMITHFIELD	2/25/2015	182	155	185	185	5	107	19	24	83.784%
57	SUFFOLK	2/18/2015	101	91	103	103	3	76	4	8	88.350%
73	FRANKLIN	3/17/2015	119	105	121	121	2	87	11	5	86.777%
88 ***	SUFFOLK	2/25/2015	72	76	73	73	16	47	4	9	104.110%
120	DISPUTANTA	3/17/2015	153	148	155	155	13	94	19	22	95.484%
146	HOPEWELL	2/25/2015	347	316	350	350	14	247	32	23	90.286%
149 ***	DINWIDDIE	2/11/2015	26	30	27	27	3	25	1	1	111.111%
151 ***	EMPORIA	12/18/2014	76	83	78	78	12	71	0	0	106.410%
160 *	SURRY	1/20/2015	35	36	36	36	2	27	2	5	100.000%
191	WAVERLY	3/18/2015	29	25	30	30	5	19	1	0	83.333%
264	JARRATT	12/23/2014	19	19	20	20	1	14	2	2	95.000%
276	BOYKINS	3/10/2015	20	19	21	21	3	16	0	0	90.476%
<b>CDR: JAMES ROVINSKI(120)</b>			1642	1545	1667	1667	136	1129	124	156	92.681%

**EASTERN REGION-- ELEVENTH DISTRICT-- (20 Posts)**

Post	Location	Last Transmittal	Prior Year Mbrs	Curr Year Mbrs	4/1/2015 100% Target Goal	Curr Year Goal	New Mbrs	Ren Mbrs	Paid Up For Life	On-line	Per Cent of Goal
1 ***	RICHMOND	3/18/2015	92	107	94	94	15	64	15	13	113.830%
38	RICHMOND	1/28/2015	22	18	23	23	0	16	1	1	78.261%
84	RICHMOND	2/18/2015	139	124	141	141	4	80	25	15	87.943%
87	AMELIA	2/18/2015	85	65	87	87	2	42	17	4	74.713%
91	CHESTERFIELD	1/20/2015	12	12	16	16	0	5	3	4	75.000%
108	RICHMOND	2/18/2015	43	33	44	44	0	25	4	4	75.000%
125	RICHMOND	3/18/2015	146	128	148	148	3	106	5	14	86.486%
136	ETTRICK	3/10/2015	30	26	31	31	0	26	0	0	83.871%
137	RICHMOND	3/11/2015	203	178	206	206	9	123	22	24	86.408%
144	HIGHLAND SPRINGS	3/11/2015	222	206	225	225	19	142	18	27	91.556%
186	MIDLOTHIAN	3/18/2015	352	328	355	355	20	213	25	70	92.394%

**EASTERN REGION-- ELEVENTH DISTRICT-- (20 Posts)**

Post	Location	Last Transmittal	Prior Year Mbrs	Curr Year Mbrs	4/1/2015 100% Target Goal	Curr Year Goal	New Mbrs	Ren Mbrs	Paid Up For Life	On-line	Per Cent of Goal
189 ***	RICHMOND	2/18/2015	31	38	32	32	8	18	10	2	118.750%
201	POWHATAN	3/17/2015	101	97	103	103	0	58	16	23	94.175%
210	RICHMOND	1/1/2015	29	17	30	30	1	11	2	3	56.667%
233 *	RICHMOND	3/18/2015	57	58	58	58	3	43	5	7	100.000%
242	SANDSTON	2/25/2015	93	77	95	95	2	63	10	2	81.053%
244	GLEN ALLEN	3/10/2015	143	136	145	145	3	112	8	13	93.793%
284	COLONIAL HEIGHTS	3/18/2015	1123	1040	1128	1128	47	689	124	180	92.199%
354	RICHMOND	2/18/2015	126	120	128	128	10	93	2	15	93.750%
361 ***	RICHMOND	2/18/2015	54	59	55	55	1	45	5	8	107.273%
<b>CDR: CHUCK TALLEY(144)</b>			3103	2867	3144	3144	147	1974	317	429	91.190%

**EASTERN REGION-- TWELFTH DISTRICT-- (13 Posts)**

Post	Location	Last Transmittal	Prior Year Mbrs	Curr Year Mbrs	4/1/2015 100% Target Goal	Curr Year Goal	New Mbrs	Ren Mbrs	Paid Up For Life	On-line	Per Cent of Goal
55	FREDERICKSBURG	3/18/2015	161	149	163	163	6	112	17	14	91.411%
64	TAPPAHANNOCK	3/10/2015	57	55	58	58	1	45	3	6	94.828%
82	SALUDA	2/18/2015	29	27	30	30	5	8	7	7	90.000%
86	KILMARNOCK	3/4/2015	122	112	124	124	5	79	13	15	90.323%
89	KING GEORGE	3/17/2015	212	187	215	215	11	94	28	54	86.977%
117	REEDVILLE	3/17/2015	198	154	201	201	4	119	12	19	76.617%
148	COLONIAL BEACH	3/4/2015	243	225	246	246	17	155	15	38	91.463%
221 *	CAROLINE COUNTY	3/18/2015	60	61	61	61	8	38	8	7	100.000%
241	STORMONT	10/15/2014	9	9	16	16	0	8	0	1	56.250%
252	MONTROSS	1/14/2015	62	59	63	63	0	37	10	12	93.651%
320	SPOTSYLVANIA	3/17/2015	464	435	468	468	19	280	50	86	92.949%
329	DAHLGREN	10/29/2014	43	39	44	44	0	39	0	0	88.636%
401	WARSAW	3/18/2015	31	31	32	32	4	18	3	6	96.875%
<b>CDR: RON CURLINGS(221)</b>			1691	1543	1721	1721	80	1032	166	265	89.657%

**NORTHERN REGION-- THIRTEENTH DISTRICT-- (10 Posts)**

Post	Location	Last Transmittal	Prior Year Mbrs	Curr Year Mbrs	4/1/2015 100% Target Goal	Curr Year Goal	New Mbrs	Ren Mbrs	Paid Up For Life	On-line	Per Cent of Goal
74 ***	CHARLOTTESVILLE	3/18/2015	722	734	727	727	67	431	135	101	100.963%
90	BEAVERDAM	3/18/2015	35	33	36	36	2	22	4	5	91.667%
116 ***	LOUISA	3/17/2015	91	104	93	93	11	59	12	22	111.828%
128	STANARDSVILLE	3/4/2015	87	87	89	89	9	65	3	10	97.753%
156	ORANGE	3/17/2015	207	176	210	210	7	132	18	19	83.810%
157 *	MADISON	3/4/2015	139	141	141	141	22	70	20	29	100.000%
175	MECHANICSVILLE	3/18/2015	314	297	317	317	28	197	23	49	93.691%
206	ASHLAND	1/14/2015	43	35	44	44	1	30	3	1	79.545%

**NORTHERN REGION-- THIRTEENTH DISTRICT-- (10 Posts)**

Post	Location	Last Transmittal	Prior Year Mbrs	Curr Year Mbrs	4/1/2015 100% Target Goal	Curr Year Goal	New Mbrs	Ren Mbrs	Paid Up For Life	On-line	Per Cent of Goal
215 ***	GOOCHLAND	3/18/2015	138	141	140	140	13	84	22	22	100.714%
2003 ***	FLUVANNA COUNTY	3/18/2015	151	161	153	153	22	96	19	24	105.229%
<b>CDR: JOE DUDLEY(2003)</b>			1927	1909	1950	1950	182	1186	259	282	97.897%

**NORTHERN REGION-- FOURTEENTH DISTRICT-- (11 Posts)**

Post	Location	Last Transmittal	Prior Year Mbrs	Curr Year Mbrs	4/1/2015 100% Target Goal	Curr Year Goal	New Mbrs	Ren Mbrs	Paid Up For Life	On-line	Per Cent of Goal
13	STAUNTON	3/18/2015	181	165	184	184	4	127	20	14	89.674%
27	DAYTON	2/25/2015	249	235	252	252	5	176	34	20	93.254%
76	HARRISONBURG	3/18/2015	47	45	48	48	0	37	5	3	93.750%
92	BATH COUNTY	2/11/2015	19	17	20	20	0	13	3	1	85.000%
126	BUENA VISTA	2/25/2015	99	93	101	101	1	79	9	4	92.079%
155	HIGHLAND	2/25/2015	8	6	16	16	0	5	1	0	37.500%
188	HARRISONBURG	3/18/2015	227	214	230	230	19	169	12	14	93.043%
222	ELKTON	9/17/2014	19	18	20	20	0	17	0	1	90.000%
278	PLAINS DISTRICT	11/12/2014	21	21	22	22	1	9	11	0	95.455%
291	LEXINGTON	2/18/2015	21	18	22	22	0	16	0	2	81.818%
340	EAST AUGUSTA COU	3/4/2015	189	180	192	192	7	113	41	19	93.750%
<b>CDR: EDDIE HUMES(188)</b>			1080	1012	1107	1107	37	761	136	78	91.418%

**NORTHERN REGION-- FIFTEENTH DISTRICT-- (7 Posts)**

Post	Location	Last Transmittal	Prior Year Mbrs	Curr Year Mbrs	4/1/2015 100% Target Goal	Curr Year Goal	New Mbrs	Ren Mbrs	Paid Up For Life	On-line	Per Cent of Goal
21	WINCHESTER	3/18/2015	501	462	505	505	11	382	31	38	91.485%
22	LURAY	3/4/2015	77	77	79	79	3	55	16	3	97.468%
41 *	BERRYVILLE	3/10/2015	175	177	177	177	6	137	8	26	100.000%
53	FRONT ROYAL	3/4/2015	406	391	410	410	10	309	41	31	95.366%
77 ***	STRASBURG	3/18/2015	310	345	313	313	54	247	18	26	110.224%
166	NEW MARKET	3/4/2015	178	165	181	181	5	120	25	15	91.160%
199	WOODSTOCK	3/18/2015	492	461	496	496	9	385	25	42	92.944%
<b>CDR: F. HILLYARD(77)</b>			2139	2078	2161	2161	98	1635	164	181	96.159%

**NORTHERN REGION-- SIXTEENTH DISTRICT-- (16 Posts)**

Post	Location	Last Transmittal	Prior Year Mbrs	Curr Year Mbrs	4/1/2015 100% Target Goal	Curr Year Goal	New Mbrs	Ren Mbrs	Paid Up For Life	On-line	Per Cent of Goal
10	MANASSAS	3/18/2015	786	747	791	791	71	402	86	188	94.437%
28	DUMFRIES	3/17/2015	347	304	350	350	21	185	40	58	86.857%
34	LEESBURG	3/18/2015	87	75	89	89	1	45	16	13	84.270%
72	WARRENTON	3/17/2015	485	459	489	489	22	298	47	92	93.865%

**NORTHERN REGION-- SIXTEENTH DISTRICT-- (16 Posts)**

Post	Location	Last Transmittal	Prior Year Mbrs	Curr Year Mbrs	4/1/2015 100% Target Goal	Curr Year Goal	New Mbrs	Ren Mbrs	Paid Up For Life	On-line	Per Cent of Goal
114	MANASSAS	3/2/2015	77	64	79	79	0	43	11	10	81.013%
150	STERLING PARK	2/18/2015	106	102	108	108	1	63	12	26	94.444%
158	MANASSAS	2/2/2015	35	24	36	36	0	12	7	5	66.667%
247 ***	REMINGTON	3/18/2015	57	69	58	58	17	30	15	7	118.966%
290	STAFFORD	3/18/2015	654	648	659	659	37	390	70	151	98.331%
293	PURCELLVILLE	3/17/2015	234	199	237	237	5	135	16	43	83.966%
295	MIDDLEBURG	3/4/2015	32	31	33	33	3	24	1	3	93.939%
330	CULPEPER	3/2/2015	217	189	220	220	7	129	28	25	85.909%
360	WARRENTON	12/31/2014	29	27	30	30	1	18	7	1	90.000%
364	WOODBIDGE	3/18/2015	953	866	958	958	44	502	137	183	90.397%
1799	HAYMARKET	3/2/2015	132	116	134	134	3	49	10	54	86.567%
2001 ***	ASHBURN	3/10/2015	62	74	63	63	9	23	11	31	117.460%
<b>CDR: ROBERT YOWELL(247)</b>			4293	3994	4334	4334	242	2348	514	890	92.155%

**NORTHERN REGION-- SEVENTEENTH DISTRICT-- (18 Posts)**

Post	Location	Last Transmittal	Prior Year Mbrs	Curr Year Mbrs	4/1/2015 100% Target Goal	Curr Year Goal	New Mbrs	Ren Mbrs	Paid Up For Life	On-line	Per Cent of Goal
24	ALEXANDRIA	3/17/2015	742	716	747	747	43	313	89	271	95.850%
44	ARLINGTON	2/23/2015	96	80	98	98	4	46	15	15	81.633%
85	ARLINGTON	3/17/2015	199	187	202	202	15	127	18	27	92.574%
123 ***	GREENSPRING	3/10/2015	56	60	57	57	10	37	11	2	105.263%
129	ALEXANDRIA	3/10/2015	39	26	40	40	0	20	3	3	65.000%
130	FALLS CHURCH	3/18/2015	184	170	187	187	14	102	27	27	90.909%
139	ARLINGTON	3/2/2015	557	305	561	561	6	183	44	72	54.367%
162	LORTON	3/18/2015	487	445	491	491	17	304	33	91	90.631%
176	SPRINGFIELD	3/18/2015	1389	1235	1394	1394	72	731	160	272	88.594%
177	FAIRFAX	3/18/2015	974	937	979	979	58	563	119	197	95.710%
180	VIENNA	3/18/2015	793	672	798	798	22	441	83	126	84.211%
184	HERNDON	3/18/2015	239	223	242	242	2	129	39	53	92.149%
194 ***	ARLINGTON	3/10/2015	54	56	55	55	6	36	11	3	101.818%
225	FALLS CHURCH	12/31/2014	39	29	40	40	0	14	9	6	72.500%
270	McLEAN	3/11/2015	367	299	370	370	6	193	54	46	80.811%
1775	FORT BELVOIR	3/18/2015	76	59	78	78	0	34	14	11	75.641%
1976	ANNANDALE	3/10/2015	405	360	409	409	18	237	32	73	88.020%
1995 *	CENTREVILLE	3/17/2015	151	153	153	153	3	88	25	37	100.000%
<b>CDR: C. CREDITT(129)</b>			6847	6012	6901	6901	296	3598	786	1332	87.118%

**WESTERN REGION-- FIFTH DISTRICT-- (14 Posts)**

Post	Location	Last Transmittal	Prior Year Mbrs	Curr Year Mbrs	4/1/2015 100% Target Goal	Curr Year Goal	New Mbrs	Ren Mbrs	Paid Up For Life	On-line	Per Cent of Goal
------	----------	------------------	-----------------	----------------	---------------------------	----------------	----------	----------	------------------	---------	------------------



**WESTERN REGION-- FIFTH DISTRICT-- (14 Posts)**

Post	Location	Last Transmittal	Prior Year Mbrs	Curr Year Mbrs	4/1/2015 100% Target Goal	Curr Year Goal	New Mbrs	Ren Mbrs	Paid Up For Life	On-line	Per Cent of Goal
8	SOUTH BOSTON	3/10/2015	320	295	323	323	9	249	18	19	91.331%
32	FARMVILLE	3/2/2015	20	16	21	21	0	12	1	3	76.190%
40	BLACKSTONE	7/21/2014	4	3	16	16	0	0	3	0	18.750%
43	CHASE CITY	2/18/2015	131	116	133	133	0	103	7	6	87.218%
45 ***	CLARKSVILLE	3/17/2015	62	65	63	63	5	36	5	19	103.175%
50	CREWE	2/25/2015	68	64	69	69	4	42	3	15	92.754%
65 ***	LAWRENCEVILLE	2/4/2015	14	19	16	16	12	7	0	0	118.750%
79	SOUTH HILL	3/17/2015	468	448	472	472	15	372	12	49	94.915%
94 *	ALBERTA	11/19/2014	10	13	16	16	3	9	1	0	81.250%
99	HALIFAX	3/18/2015	187	179	190	190	32	133	7	7	94.211%
102	VICTORIA		1		16	16					
147 ***	KENBRIDGE	3/10/2015	42	45	43	43	0	29	11	5	104.651%
260	KEYSVILLE	3/4/2015	129	128	131	131	7	108	3	10	97.710%
342 *	VOLENS	11/19/2014	27	28	28	28	1	27	0	0	100.000%
<b>CDR: TOM HART(147)</b>			1483	1419	1537	1537	88	1127	71	133	92.323%

**WESTERN REGION-- SIXTH DISTRICT-- (13 Posts)**

Post	Location	Last Transmittal	Prior Year Mbrs	Curr Year Mbrs	4/1/2015 100% Target Goal	Curr Year Goal	New Mbrs	Ren Mbrs	Paid Up For Life	On-line	Per Cent of Goal
6	ROCKY MOUNT	3/10/2015	141	127	143	143	2	111	7	7	88.811%
11	BASSETT	3/10/2015	83	54	85	85	0	41	4	9	63.529%
29	DANVILLE	3/17/2015	211	171	214	214	2	155	6	8	79.907%
42 ***	MARTINSVILLE	3/10/2015	101	113	103	103	9	91	10	3	109.709%
47	CHATHAM	12/17/2014	25	24	26	26	3	17	0	4	92.308%
78	MARTINSVILLE	3/17/2015	195	189	198	198	2	171	7	9	95.455%
96	CALLAWAY	12/3/2014	15	15	16	16	0	14	0	1	93.750%
105	STUART	3/4/2015	84	74	86	86	4	58	6	6	86.047%
111	ROCKY MOUNT	3/10/2015	39	36	40	40	0	20	14	2	90.000%
127	FLOYD	2/18/2015	85	80	87	87	3	62	11	4	91.954%
232 ***	GRETNA	2/25/2015	75	77	76	76	6	65	3	3	101.316%
325	DANVILLE	3/4/2015	353	329	356	356	7	286	20	16	92.416%
1097	DANVILLE	3/10/2015	378	358	382	382	24	277	31	26	93.717%
<b>CDR: ROB PHELPS(325)</b>			1785	1647	1812	1812	62	1368	119	98	90.894%

**WESTERN REGION-- SEVENTH DISTRICT-- (9 Posts)**

Post	Location	Last Transmittal	Prior Year Mbrs	Curr Year Mbrs	4/1/2015 100% Target Goal	Curr Year Goal	New Mbrs	Ren Mbrs	Paid Up For Life	On-line	Per Cent of Goal
7	PULASKI	2/18/2015	150	133	152	152	5	104	13	11	87.500%
9	WYTHEVILLE	3/18/2015	157	141	159	159	7	84	42	8	88.679%
18 ***	MARION	3/10/2015	58	68	59	59	9	48	7	4	115.254%

**WESTERN REGION-- SEVENTH DISTRICT-- (9 Posts)**

Post	Location	Last Transmittal	Prior Year Mbrs	Curr Year Mbrs	4/1/2015 100% Target Goal	Curr Year Goal	New Mbrs	Ren Mbrs	Paid Up For Life	On-line	Per Cent of Goal
20	BLAND	12/23/2014	55	49	56	56	1	40	4	4	87.500%
58 ***	DUBLIN	3/17/2015	43	45	44	44	2	36	1	6	102.273%
68	NARROWS	3/18/2015	127	108	129	129	5	79	23	1	83.721%
229	RURAL RETREAT	3/18/2015	154	137	156	156	0	87	36	14	87.821%
245	GALAX	2/25/2015	174	167	176	176	10	133	11	13	94.886%
311	PEMBROKE	2/25/2015	59	57	60	60	2	50	4	1	95.000%
<b>CDR: ART TERRILL(68)</b>			977	905	991	991	41	661	141	62	91.322%

**WESTERN REGION-- EIGHTH DISTRICT-- (13 Posts)**

Post	Location	Last Transmittal	Prior Year Mbrs	Curr Year Mbrs	4/1/2015 100% Target Goal	Curr Year Goal	New Mbrs	Ren Mbrs	Paid Up For Life	On-line	Per Cent of Goal
12	ABINGDON	3/2/2015	116	111	118	118	4	90	10	7	94.068%
14	POCAHONTAS	3/18/2015	97	89	99	99	0	78	6	5	89.899%
51	BRISTOL	12/2/2014	8	3	16	16	0	0	0	3	18.750%
122	BLUEFIELD	3/4/2015	33	27	34	34	0	24	3	0	79.412%
133	TAZEWELL	2/25/2015	116	112	118	118	7	87	10	8	94.915%
135	DAMASCUS	3/10/2015	42	37	43	43	1	34	2	0	86.047%
164	GRUNDY	3/18/2015	473	405	477	477	0	305	88	12	84.906%
185	JONESVILLE	3/2/2015	52	50	53	53	0	36	9	5	94.340%
208	LEBANON	1/28/2015	89	83	91	91	0	68	11	4	91.209%
227	CLINTWOOD	2/11/2015	27	22	28	28	0	16	4	2	78.571%
243	NORTON	3/17/2015	109	94	111	111	3	75	10	6	84.685%
265	GATE CITY	3/18/2015	108	104	110	110	7	87	1	9	94.545%
2000	HAYSI		1		16	16					
<b>CDR: DENNIS GILBERT(208)</b>			1271	1137	1314	1314	22	900	154	61	86.530%

**WESTERN REGION-- NINTH DISTRICT-- (10 Posts)**

Post	Location	Last Transmittal	Prior Year Mbrs	Curr Year Mbrs	4/1/2015 100% Target Goal	Curr Year Goal	New Mbrs	Ren Mbrs	Paid Up For Life	On-line	Per Cent of Goal
3	ROANOKE	3/2/2015	409	343	413	413	5	249	53	36	83.051%
4	COVINGTON	2/18/2015	75	64	76	76	0	52	7	5	84.211%
19	SALEM	1/14/2015	11	10	16	16	0	8	2	0	62.500%
30	RADFORD	2/2/2015	40	39	41	41	4	22	7	6	95.122%
59 ***	CHRISTIANSBURG	3/18/2015	110	114	112	112	5	84	16	9	101.786%
80	VINTON	3/2/2015	104	96	106	106	0	75	13	8	90.566%
93	BUCHANAN	11/19/2014	63	58	64	64	2	44	7	5	90.625%
182	BLACKSBURG	2/25/2015	65	61	66	66	1	50	6	4	92.424%
240 ***	TROUTVILLE	3/4/2015	28	31	29	29	4	14	12	1	106.897%
248	ROANOKE	3/18/2015	114	102	116	116	2	70	19	11	87.931%
<b>CDR: GARLND LINKOUS(182)</b>			1019	918	1039	1039	23	668	142	85	88.354%

**WESTERN REGION-- TENTH DISTRICT-- (11 Posts)**

Post	Location	Last Transmittal	Prior Year Mbrs	Curr Year Mbrs	4/1/2015 100% Target Goal	Curr Year Goal	New Mbrs	Ren Mbrs	Paid Up For Life	On-line	Per Cent of Goal
16	LYNCHBURG	3/18/2015	1066	1002	1071	1071	107	747	43	105	93.557%
17 ***	LOVINGSTON	1/14/2015	47	50	48	48	4	39	5	2	104.167%
36	ALTAVISTA	2/18/2015	57	50	58	58	3	41	3	3	86.207%
52	BROOKNEAL	3/18/2015	47	45	48	48	1	41	1	2	93.750%
54	BEDFORD	3/10/2015	159	144	161	161	4	109	18	13	89.441%
62 ***	SMITH MTN LAKE	3/18/2015	31	33	32	32	1	16	5	11	103.125%
104	APPOMATTOX	3/18/2015	202	170	205	205	2	139	17	12	82.927%
134	DILLWYN	1/20/2015	39	36	40	40	3	31	0	2	90.000%
217	BIG ISLAND	2/23/2015	26	20	27	27	0	18	1	1	74.074%
269 ***	CUMBERLAND	3/18/2015	32	35	33	33	2	29	1	3	106.061%
274	MADISON HEIGHTS	3/18/2015	124	103	126	126	0	94	6	3	81.746%
<b>CDR: CHARLES PAYNE II(62)</b>			1830	1688	1849	1849	127	1304	100	157	91.293%

**\* POSTS EQUALING OR SURPASSING THEIR PRIOR YEAR MEMBERSHIP**

**\*\*\* POSTS EQUALING OR SURPASSING THEIR CURRENT YEAR GOAL**

**+ POSTS EQUALING OR SURPASSING THEIR TARGET GOAL**