

Dept of Virginia 2014-2015

25 Mar 2015

Finishing First in the Membership Stakes

And the fight continues among the stables. Cardwell's Corral did not appreciate being passed and has regained second while Brown's Bonanza continues to lead by an eighth but is looking over his shoulder.

The Trainers race stayed fairly steady with jockeys not moving too much. Cdr Linkous' 9th team makes a move up two places with 2% growth. 15th and 13th came in with right around 1% growth this week. Kudos to you and your membership teams .

15th's movement towards the front comes with assistance from Cdrs Schweigert and Funk of Post 22 and Post 53 both entering the Winner's Circle hitting 100%. The West's move back to second was assisted by Cdrs Fritz and Richardson of Posts 260 and 78 both hitting 100% also. We have many Posts right at that crossing point to 100%. After this week's breather, it will be nice to have many of them push past the mark for the 1 April goal.

If your post has not had an opportunity to recruit new members to date, please get in touch with the District or Dept membership team to discuss how we might assist you. Without new members, you cannot keep your programs running to assist vets and your community.

Remember, you must put **Action to your Intentions**

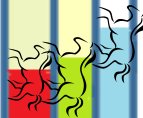
Lewis Field,
Department Track Announcer

North - AB Brown 91.6%

West - Robert Cardwell -90.9%

East - Al Steward -90.6%


90%




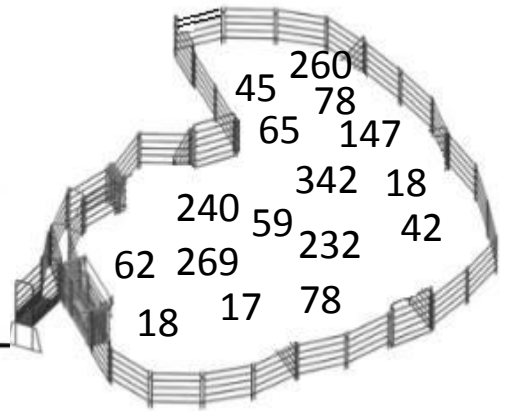
Trainers

Stable Owners

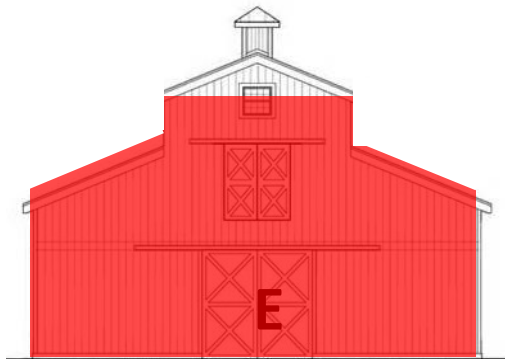
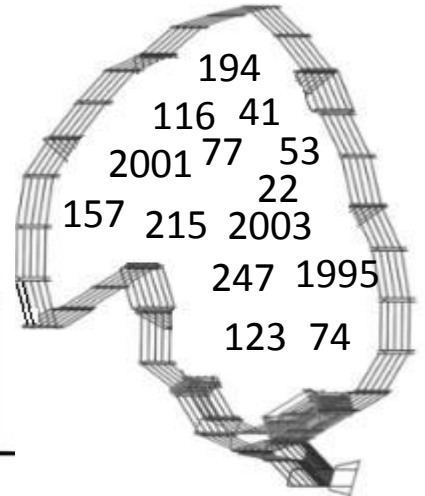
100% Jockeys



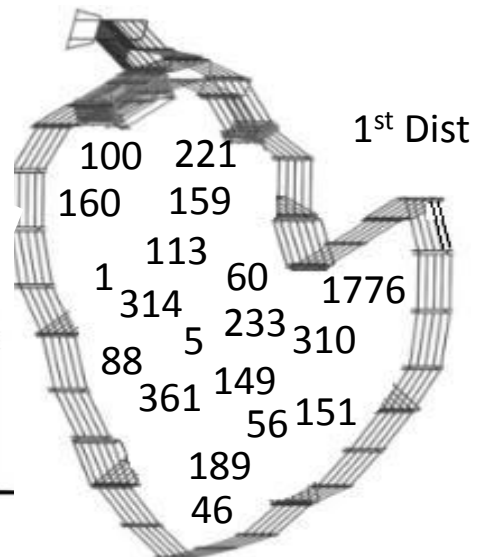
Cardwell's Corral



Brown's Bonanza



Steward's Stables



THE AMERICAN LEGION
DEPARTMENT OF VIRGINIA
REGION AND DISTRICT STANDINGS
AS OF 3/25/2015

Regional Standings

Region	Stand-ings	Prior Year Mbrs	Curr Year Mbrs	Curr Year Goal	New Mbrs	Ren Mbrs	Paid Up For Life	Online	Per Cent of Goal
NORTHERN	1	16286	15075	16453	871	9582	1859	2763	91.625%
WESTERN	2	8365	7764	8542	374	6067	727	596	90.892%
EASTERN	3	12686	11654	12868	800	7886	1188	1780	90.566%

District Standings

District		Prior Year Mbrs	Curr Year Mbrs	Curr Year Goal	New Mbrs	Ren Mbrs	Paid Up For Life	Online	Per Cent of Goal
FIRST	1	625	647	640	70	433	64	80	101.094%
THIRTEENTH	2	1927	1925	1950	185	1199	259	282	98.718%
FIFTEENTH	3	2139	2103	2161	103	1655	164	181	97.316%
FOURTH	4	1642	1553	1667	140	1133	124	156	93.161%
FIFTH	5	1483	1424	1537	91	1129	71	133	92.648%
SIXTEENTH	6	4293	4015	4334	247	2364	514	890	92.640%
FOURTEENTH	7	1080	1018	1107	39	765	136	78	91.960%
SEVENTH	8	977	909	991	42	664	141	62	91.726%
TENTH	9	1830	1696	1849	129	1310	100	157	91.725%
SIXTH	10	1785	1658	1812	63	1378	119	98	91.501%
ELEVENTH	11	3103	2871	3144	147	1978	317	429	91.317%
NINTH	12	1019	940	1039	27	686	142	85	90.472%
SECOND	13	2736	2503	2773	194	1662	171	476	90.263%
TWELFTH	14	1691	1547	1721	81	1035	166	265	89.890%
SEVENTEENTH	15	6847	6014	6901	297	3599	786	1332	87.147%
THIRD	16	2889	2533	2923	168	1645	346	374	86.658%
EIGHTH	17	1271	1137	1314	22	900	154	61	86.530%
TRADITIONAL:		37337	34493	37863	2045	23535	3774	5139	91.099%
POST 141:		7963	8042	9236	112	5674	489	1767	87.072%
CYBERPOST 1919:		0	0	1	0	0	0		0.000%
SUBTOTAL:		45300	42535	47100	2157	29209	4263	6906	90.308%
NEW DMS:			0	0					
OVERALL TOTAL			42535	47100					

YEAR TO DATE TOTALS AND SUMMARY

CURRENT YEAR GOAL:	47100
MEMBERSHIP AS OF 3/25/2015 :	42535
REMAINDER TO MEET GOAL:	4565

EASTERN REGION-- FIRST DISTRICT-- (4 Posts)

Post	Location	Last Transmittal	Prior Year Mbrs	Curr Year Mbrs	4/1/2015 100% Target Goal	Curr Year Goal	New Mbrs	Ren Mbrs	Paid Up For Life	On-line	Per Cent of Goal
56 ***	NORTHAMPTON	3/18/2015	231	235	234	234	29	150	16	40	100.427%
100 ***	PARKSLEY	3/4/2015	15	21	16	16	4	15	2	0	131.250%
101 *	ONANCOCK	2/4/2015	15	17	23	23	2	3	11	1	73.913%
159 ***	CHINCOTEAGUE	3/17/2015	364	374	367	367	35	265	35	39	101.907%
CDR: RALPH ORZO(56)			625	647	640	640	70	433	64	80	101.094%

EASTERN REGION-- SECOND DISTRICT-- (14 Posts)

Post	Location	Last Transmittal	Prior Year Mbrs	Curr Year Mbrs	4/1/2015 100% Target Goal	Curr Year Goal	New Mbrs	Ren Mbrs	Paid Up For Life	On-line	Per Cent of Goal
5 ***	NORFOLK	3/18/2015	190	194	193	193	15	161	3	15	100.518%
35	NORFOLK	3/25/2015	91	84	93	93	5	49	5	25	90.323%
37	PORTSMOUTH	12/17/2014	9	8	16	16	0	7	0	1	50.000%
60 ***	NORFOLK	3/25/2015	47	56	48	48	12	29	3	12	116.667%
81	VIRGINIA BEACH	12/17/2014	13	13	16	16	2	9	2	0	81.250%
110	VIRGINIA BEACH	3/17/2015	342	301	345	345	6	187	41	67	87.246%
113 ***	PRINCESS ANNE	9/9/2014	49	52	50	50	3	43	4	2	104.000%
118	NORFOLK	3/2/2015	27	23	28	28	0	16	4	3	82.143%
190	PORTSMOUTH	3/18/2015	299	229	302	302	11	177	6	35	75.828%
204	NORFOLK	3/10/2015	53	46	54	54	0	42	1	3	85.185%
280	CHESAPEAKE	3/17/2015	431	390	435	435	14	234	28	114	89.655%
310 ***	CHURCHLAND	3/18/2015	74	82	75	75	2	55	7	18	109.333%
327	NORFOLK	3/18/2015	1023	999	1028	1028	122	632	66	179	97.179%
1992	VIRGINIA BEACH	12/9/2014	88	26	90	90	2	21	1	2	28.889%
CDR: ROD. DRUMMOND(5)			2736	2503	2773	2773	194	1662	171	476	90.263%

EASTERN REGION-- THIRD DISTRICT-- (17 Posts)

Post	Location	Last Transmittal	Prior Year Mbrs	Curr Year Mbrs	4/1/2015 100% Target Goal	Curr Year Goal	New Mbrs	Ren Mbrs	Paid Up For Life	On-line	Per Cent of Goal
25	NEWPORT NEWS	3/18/2015	332	301	335	335	17	214	31	39	89.851%
31	HAMPTON	3/17/2015	85	76	87	87	4	45	15	12	87.356%
39	WILLIAMSBURG	3/4/2015	102	101	104	104	5	68	9	19	97.115%
48	HAMPTON	3/17/2015	114	102	116	116	2	46	34	20	87.931%
61	CHARLES CITY	2/25/2015	42	37	43	43	3	32	1	1	86.047%
67	HAMPTON	3/18/2015	164	145	166	166	8	101	25	11	87.349%
75	GLOUCESTER	3/10/2015	193	172	196	196	9	94	33	36	87.755%
83	MATHEWS	3/18/2015	183	173	186	186	4	136	17	16	93.011%
165	YORKTOWN	11/4/2014	22	20	23	23	1	12	6	1	86.957%
172	WEST POINT	3/18/2015	34	33	35	35	5	24	1	3	94.286%
255	NEWPORT NEWS	3/10/2015	97	93	99	99	2	68	5	18	93.939%
273	POQUOSON	3/10/2015	122	109	124	124	3	63	29	14	87.903%

EASTERN REGION-- THIRD DISTRICT-- (17 Posts)

Post	Location	Last Transmittal	Prior Year Mbrs	Curr Year Mbrs	4/1/2015 100% Target Goal	Curr Year Goal	New Mbrs	Ren Mbrs	Paid Up For Life	On-line	Per Cent of Goal
314 ***	AYLETT	1/20/2015	23	30	24	24	5	8	15	2	125.000%
368	NEWPORT NEWS	3/25/2015	1218	995	1223	1223	95	646	107	147	81.357%
1776 ***	WILLIAMSBURG	3/2/2015	94	98	96	96	5	62	6	25	102.083%
1991	TABB	1/1/2015	27	24	28	28	0	15	3	6	85.714%
1997	HAMPTON	2/18/2015	37	24	38	38	0	11	9	4	63.158%
CDR: FLOYD BROWN(31)			2889	2533	2923	2923	168	1645	346	374	86.658%

EASTERN REGION-- FOURTH DISTRICT-- (14 Posts)

Post	Location	Last Transmittal	Prior Year Mbrs	Curr Year Mbrs	4/1/2015 100% Target Goal	Curr Year Goal	New Mbrs	Ren Mbrs	Paid Up For Life	On-line	Per Cent of Goal
2	PETERSBURG	3/17/2015	408	386	412	412	52	252	26	56	93.689%
46 *	EMPORIA	2/11/2015	55	56	56	56	5	47	3	1	100.000%
49	SMITHFIELD	2/25/2015	182	155	185	185	5	107	19	24	83.784%
57	SUFFOLK	3/25/2015	101	92	103	103	3	77	4	8	89.320%
73	FRANKLIN	3/17/2015	119	105	121	121	2	87	11	5	86.777%
88 ***	SUFFOLK	2/25/2015	72	76	73	73	16	47	4	9	104.110%
120	DISPUTANTA	3/17/2015	153	148	155	155	13	94	19	22	95.484%
146	HOPEWELL	3/25/2015	347	323	350	350	18	250	32	23	92.286%
149 ***	DINWIDDIE	2/11/2015	26	30	27	27	3	25	1	1	111.111%
151 ***	EMPORIA	12/18/2014	76	83	78	78	12	71	0	0	106.410%
160 *	SURRY	1/20/2015	35	36	36	36	2	27	2	5	100.000%
191	WAVERLY	3/18/2015	29	25	30	30	5	19	1	0	83.333%
264	JARRATT	12/23/2014	19	19	20	20	1	14	2	2	95.000%
276	BOYKINS	3/10/2015	20	19	21	21	3	16	0	0	90.476%
CDR: JAMES ROVINSKI(120)			1642	1553	1667	1667	140	1133	124	156	93.161%

EASTERN REGION-- ELEVENTH DISTRICT-- (20 Posts)

Post	Location	Last Transmittal	Prior Year Mbrs	Curr Year Mbrs	4/1/2015 100% Target Goal	Curr Year Goal	New Mbrs	Ren Mbrs	Paid Up For Life	On-line	Per Cent of Goal
1 ***	RICHMOND	3/18/2015	92	107	94	94	15	64	15	13	113.830%
38	RICHMOND	1/28/2015	22	18	23	23	0	16	1	1	78.261%
84	RICHMOND	2/18/2015	139	124	141	141	4	80	25	15	87.943%
87	AMELIA	2/18/2015	85	65	87	87	2	42	17	4	74.713%
91	CHESTERFIELD	1/20/2015	12	12	16	16	0	5	3	4	75.000%
108	RICHMOND	2/18/2015	43	33	44	44	0	25	4	4	75.000%
125	RICHMOND	3/18/2015	146	128	148	148	3	106	5	14	86.486%
136	ETTRICK	3/10/2015	30	26	31	31	0	26	0	0	83.871%
137	RICHMOND	3/25/2015	203	179	206	206	9	124	22	24	86.893%
144	HIGHLAND SPRINGS	3/11/2015	222	206	225	225	19	142	18	27	91.556%
186	MIDLOTHIAN	3/18/2015	352	328	355	355	20	213	25	70	92.394%

EASTERN REGION-- ELEVENTH DISTRICT-- (20 Posts)

Post	Location	Last Transmittal	Prior Year Mbrs	Curr Year Mbrs	4/1/2015 100% Target Goal	Curr Year Goal	New Mbrs	Ren Mbrs	Paid Up For Life	On-line	Per Cent of Goal
189 ***	RICHMOND	2/18/2015	31	38	32	32	8	18	10	2	118.750%
201	POWHATAN	3/17/2015	101	97	103	103	0	58	16	23	94.175%
210	RICHMOND	3/25/2015	29	20	30	30	1	14	2	3	66.667%
233 *	RICHMOND	3/18/2015	57	58	58	58	3	43	5	7	100.000%
242	SANDSTON	2/25/2015	93	77	95	95	2	63	10	2	81.053%
244	GLEN ALLEN	3/10/2015	143	136	145	145	3	112	8	13	93.793%
284	COLONIAL HEIGHTS	3/18/2015	1123	1040	1128	1128	47	689	124	180	92.199%
354	RICHMOND	2/18/2015	126	120	128	128	10	93	2	15	93.750%
361 ***	RICHMOND	2/18/2015	54	59	55	55	1	45	5	8	107.273%
CDR: CHUCK TALLEY(144)			3103	2871	3144	3144	147	1978	317	429	91.317%

EASTERN REGION-- TWELFTH DISTRICT-- (13 Posts)

Post	Location	Last Transmittal	Prior Year Mbrs	Curr Year Mbrs	4/1/2015 100% Target Goal	Curr Year Goal	New Mbrs	Ren Mbrs	Paid Up For Life	On-line	Per Cent of Goal
55	FREDERICKSBURG	3/18/2015	161	149	163	163	6	112	17	14	91.411%
64	TAPPAHANNOCK	3/25/2015	57	56	58	58	1	46	3	6	96.552%
82	SALUDA	2/18/2015	29	27	30	30	5	8	7	7	90.000%
86	KILMARNOCK	3/4/2015	122	112	124	124	5	79	13	15	90.323%
89	KING GEORGE	3/17/2015	212	187	215	215	11	94	28	54	86.977%
117	REEDVILLE	3/17/2015	198	154	201	201	4	119	12	19	76.617%
148	COLONIAL BEACH	3/25/2015	243	228	246	246	18	157	15	38	92.683%
221 *	CAROLINE COUNTY	3/18/2015	60	61	61	61	8	38	8	7	100.000%
241	STORMONT	10/15/2014	9	9	16	16	0	8	0	1	56.250%
252	MONTROSS	1/14/2015	62	59	63	63	0	37	10	12	93.651%
320	SPOTSYLVANIA	3/17/2015	464	435	468	468	19	280	50	86	92.949%
329	DAHLGREN	10/29/2014	43	39	44	44	0	39	0	0	88.636%
401	WARSAW	3/18/2015	31	31	32	32	4	18	3	6	96.875%
CDR: RON CURLINGS(221)			1691	1547	1721	1721	81	1035	166	265	89.890%

NORTHERN REGION-- THIRTEENTH DISTRICT-- (10 Posts)

Post	Location	Last Transmittal	Prior Year Mbrs	Curr Year Mbrs	4/1/2015 100% Target Goal	Curr Year Goal	New Mbrs	Ren Mbrs	Paid Up For Life	On-line	Per Cent of Goal
74 ***	CHARLOTTESVILLE	3/18/2015	722	734	727	727	67	431	135	101	100.963%
90	BEAVERDAM	3/18/2015	35	33	36	36	2	22	4	5	91.667%
116 ***	LOUISA	3/17/2015	91	104	93	93	11	59	12	22	111.828%
128	STANARDSVILLE	3/4/2015	87	87	89	89	9	65	3	10	97.753%
156	ORANGE	3/25/2015	207	180	210	210	9	134	18	19	85.714%
157 *	MADISON	3/4/2015	139	141	141	141	22	70	20	29	100.000%
175	MECHANICSVILLE	3/25/2015	314	307	317	317	28	207	23	49	96.845%
206	ASHLAND	1/14/2015	43	35	44	44	1	30	3	1	79.545%

NORTHERN REGION-- THIRTEENTH DISTRICT-- (10 Posts)

Post	Location	Last Transmittal	Prior Year Mbrs	Curr Year Mbrs	4/1/2015 100% Target Goal	Curr Year Goal	New Mbrs	Ren Mbrs	Paid Up For Life	On-line	Per Cent of Goal
215 ***	GOOCHLAND	3/25/2015	138	142	140	140	14	84	22	22	101.429%
2003 ***	FLUVANNA COUNTY	3/25/2015	151	162	153	153	22	97	19	24	105.882%
CDR: JOE DUDLEY(2003)			1927	1925	1950	1950	185	1199	259	282	98.718%

NORTHERN REGION-- FOURTEENTH DISTRICT-- (11 Posts)

Post	Location	Last Transmittal	Prior Year Mbrs	Curr Year Mbrs	4/1/2015 100% Target Goal	Curr Year Goal	New Mbrs	Ren Mbrs	Paid Up For Life	On-line	Per Cent of Goal
13	STAUNTON	3/25/2015	181	167	184	184	5	128	20	14	90.761%
27	DAYTON	2/25/2015	249	235	252	252	5	176	34	20	93.254%
76	HARRISONBURG	3/18/2015	47	45	48	48	0	37	5	3	93.750%
92	BATH COUNTY	2/11/2015	19	17	20	20	0	13	3	1	85.000%
126	BUENA VISTA	3/25/2015	99	94	101	101	1	80	9	4	93.069%
155	HIGHLAND	2/25/2015	8	6	16	16	0	5	1	0	37.500%
188	HARRISONBURG	3/18/2015	227	214	230	230	19	169	12	14	93.043%
222	ELKTON	9/17/2014	19	18	20	20	0	17	0	1	90.000%
278	PLAINS DISTRICT	11/12/2014	21	21	22	22	1	9	11	0	95.455%
291	LEXINGTON	2/18/2015	21	18	22	22	0	16	0	2	81.818%
340	EAST AUGUSTA COU	3/25/2015	189	183	192	192	8	115	41	19	95.313%
CDR: EDDIE HUMES(188)			1080	1018	1107	1107	39	765	136	78	91.960%

NORTHERN REGION-- FIFTEENTH DISTRICT-- (7 Posts)

Post	Location	Last Transmittal	Prior Year Mbrs	Curr Year Mbrs	4/1/2015 100% Target Goal	Curr Year Goal	New Mbrs	Ren Mbrs	Paid Up For Life	On-line	Per Cent of Goal
21	WINCHESTER	3/25/2015	501	464	505	505	12	383	31	38	91.881%
22 *	LURAY	3/25/2015	77	79	79	79	5	55	16	3	100.000%
41 *	BERRYVILLE	3/10/2015	175	177	177	177	6	137	8	26	100.000%
53 ***	FRONT ROYAL	3/25/2015	406	412	410	410	12	328	41	31	100.488%
77 ***	STRASBURG	3/18/2015	310	345	313	313	54	247	18	26	110.224%
166	NEW MARKET	3/4/2015	178	165	181	181	5	120	25	15	91.160%
199	WOODSTOCK	3/18/2015	492	461	496	496	9	385	25	42	92.944%
CDR: F. HILLYARD(77)			2139	2103	2161	2161	103	1655	164	181	97.316%

NORTHERN REGION-- SIXTEENTH DISTRICT-- (16 Posts)

Post	Location	Last Transmittal	Prior Year Mbrs	Curr Year Mbrs	4/1/2015 100% Target Goal	Curr Year Goal	New Mbrs	Ren Mbrs	Paid Up For Life	On-line	Per Cent of Goal
10	MANASSAS	3/18/2015	786	747	791	791	71	402	86	188	94.437%
28	DUMFRIES	3/17/2015	347	304	350	350	21	185	40	58	86.857%
34	LEESBURG	3/18/2015	87	75	89	89	1	45	16	13	84.270%
72	WARRENTON	3/17/2015	485	459	489	489	22	298	47	92	93.865%

NORTHERN REGION-- SIXTEENTH DISTRICT-- (16 Posts)

Post	Location	Last Transmittal	Prior Year Mbrs	Curr Year Mbrs	4/1/2015 100% Target Goal	Curr Year Goal	New Mbrs	Ren Mbrs	Paid Up For Life	On-line	Per Cent of Goal
114	MANASSAS	3/2/2015	77	64	79	79	0	43	11	10	81.013%
150	STERLING PARK	2/18/2015	106	102	108	108	1	63	12	26	94.444%
158	MANASSAS	3/25/2015	35	26	36	36	0	14	7	5	72.222%
247 ***	REMINGTON	3/18/2015	57	69	58	58	17	30	15	7	118.966%
290	STAFFORD	3/25/2015	654	653	659	659	40	392	70	151	99.090%
293	PURCELLVILLE	3/17/2015	234	199	237	237	5	135	16	43	83.966%
295	MIDDLEBURG	3/4/2015	32	31	33	33	3	24	1	3	93.939%
330	CULPEPER	3/2/2015	217	189	220	220	7	129	28	25	85.909%
360	WARRENTON	3/25/2015	29	29	30	30	1	20	7	1	96.667%
364	WOODBIDGE	3/25/2015	953	878	958	958	46	512	137	183	91.649%
1799	HAYMARKET	3/2/2015	132	116	134	134	3	49	10	54	86.567%
2001 ***	ASHBURN	3/10/2015	62	74	63	63	9	23	11	31	117.460%
CDR: ROBERT YOWELL(247)			4293	4015	4334	4334	247	2364	514	890	92.640%

NORTHERN REGION-- SEVENTEENTH DISTRICT-- (18 Posts)

Post	Location	Last Transmittal	Prior Year Mbrs	Curr Year Mbrs	4/1/2015 100% Target Goal	Curr Year Goal	New Mbrs	Ren Mbrs	Paid Up For Life	On-line	Per Cent of Goal
24	ALEXANDRIA	3/17/2015	742	716	747	747	43	313	89	271	95.850%
44	ARLINGTON	2/23/2015	96	80	98	98	4	46	15	15	81.633%
85	ARLINGTON	3/17/2015	199	187	202	202	15	127	18	27	92.574%
123 ***	GREENSPRING	3/10/2015	56	60	57	57	10	37	11	2	105.263%
129	ALEXANDRIA	3/10/2015	39	26	40	40	0	20	3	3	65.000%
130	FALLS CHURCH	3/18/2015	184	170	187	187	14	102	27	27	90.909%
139	ARLINGTON	3/2/2015	557	305	561	561	6	183	44	72	54.367%
162	LORTON	3/18/2015	487	445	491	491	17	304	33	91	90.631%
176	SPRINGFIELD	3/18/2015	1389	1235	1394	1394	72	731	160	272	88.594%
177	FAIRFAX	3/18/2015	974	937	979	979	58	563	119	197	95.710%
180	VIENNA	3/18/2015	793	672	798	798	22	441	83	126	84.211%
184	HERNDON	3/18/2015	239	223	242	242	2	129	39	53	92.149%
194 ***	ARLINGTON	3/10/2015	54	56	55	55	6	36	11	3	101.818%
225	FALLS CHURCH	12/31/2014	39	29	40	40	0	14	9	6	72.500%
270	McLEAN	3/11/2015	367	299	370	370	6	193	54	46	80.811%
1775	FORT BELVOIR	3/18/2015	76	59	78	78	0	34	14	11	75.641%
1976	ANNANDALE	3/10/2015	405	360	409	409	18	237	32	73	88.020%
1995 ***	CENTREVILLE	3/25/2015	151	155	153	153	4	89	25	37	101.307%
CDR: C. CREDITT(129)			6847	6014	6901	6901	297	3599	786	1332	87.147%

WESTERN REGION-- FIFTH DISTRICT-- (14 Posts)

Post	Location	Last Transmittal	Prior Year Mbrs	Curr Year Mbrs	4/1/2015 100% Target Goal	Curr Year Goal	New Mbrs	Ren Mbrs	Paid Up For Life	On-line	Per Cent of Goal
------	----------	------------------	-----------------	----------------	---------------------------	----------------	----------	----------	------------------	---------	------------------

WESTERN REGION-- FIFTH DISTRICT-- (14 Posts)

Post	Location	Last Transmittal	Prior Year Mbrs	Curr Year Mbrs	4/1/2015 100% Target Goal	Curr Year Goal	New Mbrs	Ren Mbrs	Paid Up For Life	On-line	Per Cent of Goal
8	SOUTH BOSTON	3/10/2015	320	295	323	323	9	249	18	19	91.331%
32	FARMVILLE	3/2/2015	20	16	21	21	0	12	1	3	76.190%
40	BLACKSTONE	7/21/2014	4	3	16	16	0	0	3	0	18.750%
43	CHASE CITY	3/25/2015	131	118	133	133	0	105	7	6	88.722%
45 ***	CLARKSVILLE	3/17/2015	62	65	63	63	5	36	5	19	103.175%
50	CREWE	2/25/2015	68	64	69	69	4	42	3	15	92.754%
65 ***	LAWRENCEVILLE	2/4/2015	14	19	16	16	12	7	0	0	118.750%
79	SOUTH HILL	3/17/2015	468	448	472	472	15	372	12	49	94.915%
94 *	ALBERTA	11/19/2014	10	13	16	16	3	9	1	0	81.250%
99	HALIFAX	3/18/2015	187	179	190	190	32	133	7	7	94.211%
102	VICTORIA		1		16	16					
147 ***	KENBRIDGE	3/10/2015	42	45	43	43	0	29	11	5	104.651%
260 *	KEYSVILLE	3/25/2015	129	131	131	131	10	108	3	10	100.000%
342 *	VOLENS	11/19/2014	27	28	28	28	1	27	0	0	100.000%
CDR: TOM HART(147)			1483	1424	1537	1537	91	1129	71	133	92.648%

WESTERN REGION-- SIXTH DISTRICT-- (13 Posts)

Post	Location	Last Transmittal	Prior Year Mbrs	Curr Year Mbrs	4/1/2015 100% Target Goal	Curr Year Goal	New Mbrs	Ren Mbrs	Paid Up For Life	On-line	Per Cent of Goal
6	ROCKY MOUNT	3/10/2015	141	127	143	143	2	111	7	7	88.811%
11	BASSETT	3/10/2015	83	54	85	85	0	41	4	9	63.529%
29	DANVILLE	3/25/2015	211	173	214	214	2	157	6	8	80.841%
42 ***	MARTINSVILLE	3/10/2015	101	113	103	103	9	91	10	3	109.709%
47	CHATHAM	12/17/2014	25	24	26	26	3	17	0	4	92.308%
78 *	MARTINSVILLE	3/25/2015	195	198	198	198	3	179	7	9	100.000%
96	CALLAWAY	12/3/2014	15	15	16	16	0	14	0	1	93.750%
105	STUART	3/4/2015	84	74	86	86	4	58	6	6	86.047%
111	ROCKY MOUNT	3/10/2015	39	36	40	40	0	20	14	2	90.000%
127	FLOYD	2/18/2015	85	80	87	87	3	62	11	4	91.954%
232 ***	GRETNA	2/25/2015	75	77	76	76	6	65	3	3	101.316%
325	DANVILLE	3/4/2015	353	329	356	356	7	286	20	16	92.416%
1097	DANVILLE	3/10/2015	378	358	382	382	24	277	31	26	93.717%
CDR: ROB PHELPS(325)			1785	1658	1812	1812	63	1378	119	98	91.501%

WESTERN REGION-- SEVENTH DISTRICT-- (9 Posts)

Post	Location	Last Transmittal	Prior Year Mbrs	Curr Year Mbrs	4/1/2015 100% Target Goal	Curr Year Goal	New Mbrs	Ren Mbrs	Paid Up For Life	On-line	Per Cent of Goal
7	PULASKI	3/25/2015	150	137	152	152	6	107	13	11	90.132%
9	WYTHEVILLE	3/18/2015	157	141	159	159	7	84	42	8	88.679%
18 ***	MARION	3/10/2015	58	68	59	59	9	48	7	4	115.254%

WESTERN REGION-- SEVENTH DISTRICT-- (9 Posts)

Post	Location	Last Transmittal	Prior Year Mbrs	Curr Year Mbrs	4/1/2015 100% Target Goal	Curr Year Goal	New Mbrs	Ren Mbrs	Paid Up For Life	On-line	Per Cent of Goal
20	BLAND	12/23/2014	55	49	56	56	1	40	4	4	87.500%
58 ***	DUBLIN	3/17/2015	43	45	44	44	2	36	1	6	102.273%
68	NARROWS	3/18/2015	127	108	129	129	5	79	23	1	83.721%
229	RURAL RETREAT	3/18/2015	154	137	156	156	0	87	36	14	87.821%
245	GALAX	2/25/2015	174	167	176	176	10	133	11	13	94.886%
311	PEMBROKE	2/25/2015	59	57	60	60	2	50	4	1	95.000%
CDR: ART TERRILL(68)			977	909	991	991	42	664	141	62	91.726%

WESTERN REGION-- EIGHTH DISTRICT-- (13 Posts)

Post	Location	Last Transmittal	Prior Year Mbrs	Curr Year Mbrs	4/1/2015 100% Target Goal	Curr Year Goal	New Mbrs	Ren Mbrs	Paid Up For Life	On-line	Per Cent of Goal
12	ABINGDON	3/2/2015	116	111	118	118	4	90	10	7	94.068%
14	POCAHONTAS	3/18/2015	97	89	99	99	0	78	6	5	89.899%
51	BRISTOL	12/2/2014	8	3	16	16	0	0	0	3	18.750%
122	BLUEFIELD	3/4/2015	33	27	34	34	0	24	3	0	79.412%
133	TAZEWELL	2/25/2015	116	112	118	118	7	87	10	8	94.915%
135	DAMASCUS	3/10/2015	42	37	43	43	1	34	2	0	86.047%
164	GRUNDY	3/18/2015	473	405	477	477	0	305	88	12	84.906%
185	JONESVILLE	3/2/2015	52	50	53	53	0	36	9	5	94.340%
208	LEBANON	1/28/2015	89	83	91	91	0	68	11	4	91.209%
227	CLINTWOOD	2/11/2015	27	22	28	28	0	16	4	2	78.571%
243	NORTON	3/17/2015	109	94	111	111	3	75	10	6	84.685%
265	GATE CITY	3/18/2015	108	104	110	110	7	87	1	9	94.545%
2000	HAYSI		1		16	16					
CDR: DENNIS GILBERT(208)			1271	1137	1314	1314	22	900	154	61	86.530%

WESTERN REGION-- NINTH DISTRICT-- (10 Posts)

Post	Location	Last Transmittal	Prior Year Mbrs	Curr Year Mbrs	4/1/2015 100% Target Goal	Curr Year Goal	New Mbrs	Ren Mbrs	Paid Up For Life	On-line	Per Cent of Goal
3	ROANOKE	3/25/2015	409	365	413	413	9	267	53	36	88.378%
4	COVINGTON	2/18/2015	75	64	76	76	0	52	7	5	84.211%
19	SALEM	1/14/2015	11	10	16	16	0	8	2	0	62.500%
30	RADFORD	2/2/2015	40	39	41	41	4	22	7	6	95.122%
59 ***	CHRISTIANSBURG	3/18/2015	110	114	112	112	5	84	16	9	101.786%
80	VINTON	3/2/2015	104	96	106	106	0	75	13	8	90.566%
93	BUCHANAN	11/19/2014	63	58	64	64	2	44	7	5	90.625%
182	BLACKSBURG	2/25/2015	65	61	66	66	1	50	6	4	92.424%
240 ***	TROUTVILLE	3/4/2015	28	31	29	29	4	14	12	1	106.897%
248	ROANOKE	3/18/2015	114	102	116	116	2	70	19	11	87.931%
CDR: GARLND LINKOUS(182)			1019	940	1039	1039	27	686	142	85	90.472%

WESTERN REGION-- TENTH DISTRICT-- (11 Posts)

Post	Location	Last Transmittal	Prior Year Mbrs	Curr Year Mbrs	4/1/2015 100% Target Goal	Curr Year Goal	New Mbrs	Ren Mbrs	Paid Up For Life	On-line	Per Cent of Goal
16	LYNCHBURG	3/25/2015	1066	1009	1071	1071	109	752	43	105	94.211%
17 ***	LOVINGSTON	1/14/2015	47	50	48	48	4	39	5	2	104.167%
36	ALTAVISTA	2/18/2015	57	50	58	58	3	41	3	3	86.207%
52	BROOKNEAL	3/18/2015	47	45	48	48	1	41	1	2	93.750%
54	BEDFORD	3/10/2015	159	144	161	161	4	109	18	13	89.441%
62 ***	SMITH MTN LAKE	3/18/2015	31	33	32	32	1	16	5	11	103.125%
104	APPOMATTOX	3/25/2015	202	171	205	205	2	140	17	12	83.415%
134	DILLWYN	1/20/2015	39	36	40	40	3	31	0	2	90.000%
217	BIG ISLAND	2/23/2015	26	20	27	27	0	18	1	1	74.074%
269 ***	CUMBERLAND	3/18/2015	32	35	33	33	2	29	1	3	106.061%
274	MADISON HEIGHTS	3/18/2015	124	103	126	126	0	94	6	3	81.746%
CDR: CHARLES PAYNE II(62)			1830	1696	1849	1849	129	1310	100	157	91.725%

*** POSTS EQUALING OR SURPASSING THEIR PRIOR YEAR MEMBERSHIP**

***** POSTS EQUALING OR SURPASSING THEIR CURRENT YEAR GOAL**

+ POSTS EQUALING OR SURPASSING THEIR TARGET GOAL