

# Dept of Virginia 2014-2015

25 Mar 2015

## Finishing First in the Membership Stakes

The East and the West continue to bash on each other in a virtual tie but Brown's Bonanza moves a little more forward leading by 1%. Getting closer and closer to that 100% - gotta go get the bins to watch this.

Orzo's 1<sup>st</sup> still leads the trainers but Dudley's 13<sup>th</sup> is sneaking back up hoping no one see them until it's too late. Some of the larger trainers made some good moves with Yowell's 16th jumping two places and Credit's 17<sup>th</sup> gaining almost a percent. Drummond's 2<sup>nd</sup> led the gains this week at 1.8% Outstanding efforts, let's get all the posts back in the game and I bet the cloud of dust will be great.

Excellent moves in the jockey arena with five posts entering the winner's circle. Congrats and thanks for the efforts from Cdrs Scott Post 327, Glosser Post 401, Warren Post 128, Cox Post 290, Washington Post 360. Your efforts are appreciated – keep going as there are more pax around that have not had the chance to join this outstanding organization.

There are many more people to talk with on joining , to check with on renewing , and to share our programs. If you need help with ideas, just ask

Remember, you must put **Action to your Intentions**

Lewis Field,  
Department Track Announcer


North - AB Brown 92.3%

West - Robert Cardwell -91.32%

East - Al Steward -91.33%

95%


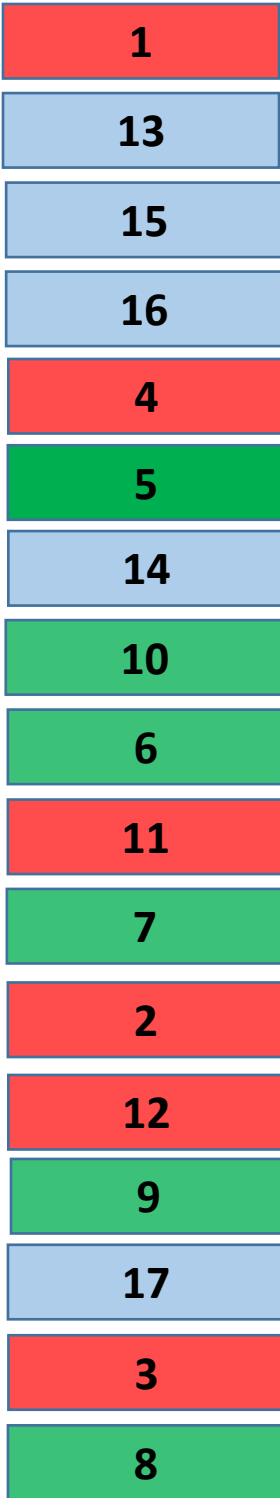
90%




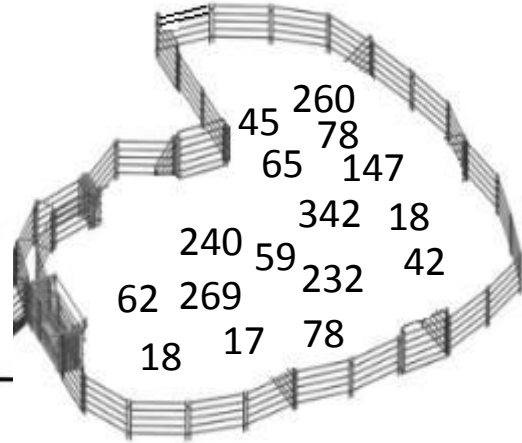
# Trainers

# Stable Owners

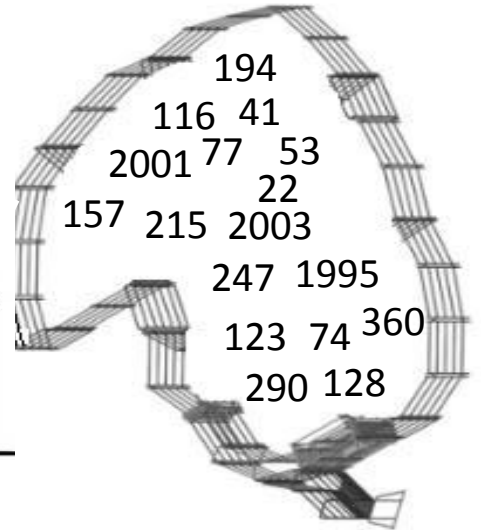
# 100% Jockeys



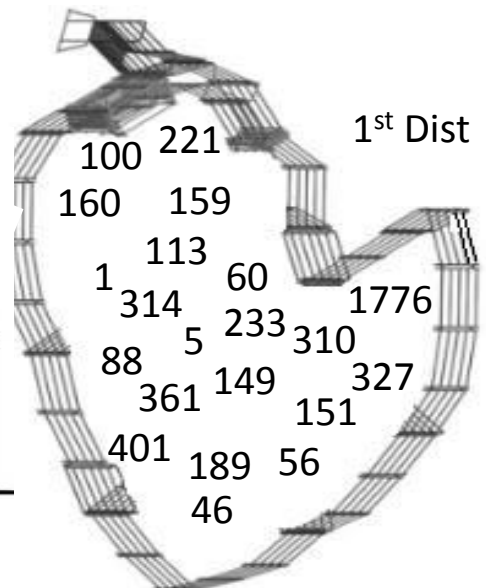
Cardwell's Corral



Brown's Bonanza



Steward's Stables



**THE AMERICAN LEGION**  
**DEPARTMENT OF VIRGINIA**  
**REGION AND DISTRICT STANDINGS**  
AS OF 4/1/2015

**Regional Standings**

<b>Region</b>	<b>Stand-ings</b>	<b>Prior Year Mbrs</b>	<b>Curr Year Mbrs</b>	<b>Curr Year Goal</b>	<b>New Mbrs</b>	<b>Ren Mbrs</b>	<b>Paid Up For Life</b>	<b>Online</b>	<b>Per Cent of Goal</b>
NORTHERN	1	16286	15187	16453	889	9611	1859	2828	92.305%
EASTERN	2	12686	11753	12868	825	7929	1188	1811	91.335%
WESTERN	3	8365	7801	8542	382	6090	727	602	91.325%

**District Standings**

<b>District</b>		<b>Prior Year Mbrs</b>	<b>Curr Year Mbrs</b>	<b>Curr Year Goal</b>	<b>New Mbrs</b>	<b>Ren Mbrs</b>	<b>Paid Up For Life</b>	<b>Online</b>	<b>Per Cent of Goal</b>
FIRST	1	625	648	640	70	433	64	81	101.250%
THIRTEENTH	2	1927	1934	1950	185	1203	259	287	99.179%
FIFTEENTH	3	2139	2109	2161	104	1655	164	186	97.594%
SIXTEENTH	4	4293	4053	4334	250	2370	514	919	93.516%
FOURTH	5	1642	1557	1667	140	1133	124	160	93.401%
FIFTH	6	1483	1426	1537	91	1129	71	135	92.778%
FOURTEENTH	7	1080	1024	1107	40	770	136	78	92.502%
TENTH	8	1830	1710	1849	132	1319	100	159	92.482%
SIXTH	9	1785	1671	1812	66	1388	119	98	92.219%
ELEVENTH	10	3103	2897	3144	151	1990	317	439	92.144%
SEVENTH	11	977	913	991	43	667	141	62	92.129%
SECOND	12	2736	2553	2773	212	1684	171	486	92.066%
TWELFTH	13	1691	1559	1721	82	1043	166	268	90.587%
NINTH	14	1019	941	1039	28	686	142	85	90.568%
SEVENTEENTH	15	6847	6067	6901	310	3613	786	1358	87.915%
THIRD	16	2889	2539	2923	170	1646	346	377	86.863%
EIGHTH	17	1271	1140	1314	22	901	154	63	86.758%
<b>TRADITIONAL:</b>		37337	34741	37863	2096	23630	3774	5241	91.754%
<b>POST 141:</b>		7963	8105	9236	112	5692	489	1812	87.754%
<b>CYBERPOST 1919:</b>		0	0	1	0	0	0		0.000%
<b>SUBTOTAL:</b>		45300	42846	47100	2208	29322	4263	7053	90.968%
<b>NEW DMS:</b>			0	0					
<b>OVERALL TOTAL</b>			42846	47100					

**YEAR TO DATE TOTALS AND SUMMARY**

<b>CURRENT YEAR GOAL:</b>	47100
<b>MEMBERSHIP AS OF 4/1/2015 :</b>	42846
<b>REMAINDER TO MEET GOAL:</b>	4254

**EASTERN REGION-- FIRST DISTRICT-- (4 Posts)**

Post	Location	Last Transmittal	Prior Year Mbrs	Curr Year Mbrs	4/1/2015 100% Target Goal	Curr Year Goal	New Mbrs	Ren Mbrs	Paid Up For Life	On-line	Per Cent of Goal
56 ***	NORTHAMPTON	3/18/2015	231	235	234	234	29	150	16	40	100.427%
100 ***	PARKSLEY	3/4/2015	15	21	16	16	4	15	2	0	131.250%
101 *	ONANCOCK	2/4/2015	15	17	23	23	2	3	11	1	73.913%
159 ***	CHINCOTEAGUE	4/1/2015	364	375	367	367	35	265	35	40	102.180%
<b>CDR: RALPH ORZO(56)</b>			625	648	640	640	70	433	64	81	101.250%

**EASTERN REGION-- SECOND DISTRICT-- (14 Posts)**

Post	Location	Last Transmittal	Prior Year Mbrs	Curr Year Mbrs	4/1/2015 100% Target Goal	Curr Year Goal	New Mbrs	Ren Mbrs	Paid Up For Life	On-line	Per Cent of Goal
5 ***	NORFOLK	3/18/2015	190	194	193	193	15	161	3	15	100.518%
35	NORFOLK	4/1/2015	91	89	93	93	8	50	5	26	95.699%
37	PORTSMOUTH	12/17/2014	9	8	16	16	0	7	0	1	50.000%
60 ***	NORFOLK	4/1/2015	47	57	48	48	12	29	3	13	118.750%
81	VIRGINIA BEACH	12/17/2014	13	13	16	16	2	9	2	0	81.250%
110	VIRGINIA BEACH	4/1/2015	342	302	345	345	6	187	41	68	87.536%
113 ***	PRINCESS ANNE	9/9/2014	49	52	50	50	3	43	4	2	104.000%
118	NORFOLK	3/2/2015	27	23	28	28	0	16	4	3	82.143%
190	PORTSMOUTH	4/1/2015	299	238	302	302	11	186	6	35	78.808%
204	NORFOLK	3/30/2015	53	47	54	54	1	42	1	3	87.037%
280	CHESAPEAKE	4/1/2015	431	391	435	435	14	234	28	115	89.885%
310 ***	CHURCHLAND	3/18/2015	74	82	75	75	2	55	7	18	109.333%
327 ***	NORFOLK	4/1/2015	1023	1031	1028	1028	136	644	66	185	100.292%
1992	VIRGINIA BEACH	12/9/2014	88	26	90	90	2	21	1	2	28.889%
<b>CDR: ROD. DRUMMOND(5)</b>			2736	2553	2773	2773	212	1684	171	486	92.066%

**EASTERN REGION-- THIRD DISTRICT-- (17 Posts)**

Post	Location	Last Transmittal	Prior Year Mbrs	Curr Year Mbrs	4/1/2015 100% Target Goal	Curr Year Goal	New Mbrs	Ren Mbrs	Paid Up For Life	On-line	Per Cent of Goal
25	NEWPORT NEWS	3/18/2015	332	301	335	335	17	214	31	39	89.851%
31	HAMPTON	3/17/2015	85	76	87	87	4	45	15	12	87.356%
39	WILLIAMSBURG	4/1/2015	102	102	104	104	5	69	9	19	98.077%
48	HAMPTON	3/17/2015	114	102	116	116	2	46	34	20	87.931%
61	CHARLES CITY	2/25/2015	42	37	43	43	3	32	1	1	86.047%
67	HAMPTON	3/18/2015	164	145	166	166	8	101	25	11	87.349%
75	GLOUCESTER	3/10/2015	193	172	196	196	9	94	33	36	87.755%
83	MATHEWS	3/18/2015	183	173	186	186	4	136	17	16	93.011%
165	YORKTOWN	11/4/2014	22	20	23	23	1	12	6	1	86.957%
172	WEST POINT	3/18/2015	34	33	35	35	5	24	1	3	94.286%
255	NEWPORT NEWS	3/10/2015	97	93	99	99	2	68	5	18	93.939%
273	POQUOSON	4/1/2015	122	110	124	124	3	63	29	15	88.710%

**EASTERN REGION-- THIRD DISTRICT-- (17 Posts)**

Post	Location	Last Transmittal	Prior Year Mbrs	Curr Year Mbrs	4/1/2015 100% Target Goal	Curr Year Goal	New Mbrs	Ren Mbrs	Paid Up For Life	On-line	Per Cent of Goal
314 ***	AYLETT	3/30/2015	23	32	24	24	7	8	15	2	133.333%
368	NEWPORT NEWS	4/1/2015	1218	997	1223	1223	95	646	107	149	81.521%
1776 ***	WILLIAMSBURG	3/2/2015	94	98	96	96	5	62	6	25	102.083%
1991	TABB	1/1/2015	27	24	28	28	0	15	3	6	85.714%
1997	HAMPTON	2/18/2015	37	24	38	38	0	11	9	4	63.158%
<b>CDR: FLOYD BROWN(31)</b>			2889	2539	2923	2923	170	1646	346	377	86.863%

**EASTERN REGION-- FOURTH DISTRICT-- (14 Posts)**

Post	Location	Last Transmittal	Prior Year Mbrs	Curr Year Mbrs	4/1/2015 100% Target Goal	Curr Year Goal	New Mbrs	Ren Mbrs	Paid Up For Life	On-line	Per Cent of Goal
2	PETERSBURG	4/1/2015	408	389	412	412	52	252	26	59	94.417%
46 *	EMPORIA	2/11/2015	55	56	56	56	5	47	3	1	100.000%
49	SMITHFIELD	2/25/2015	182	155	185	185	5	107	19	24	83.784%
57	SUFFOLK	3/25/2015	101	92	103	103	3	77	4	8	89.320%
73	FRANKLIN	3/17/2015	119	105	121	121	2	87	11	5	86.777%
88 ***	SUFFOLK	2/25/2015	72	76	73	73	16	47	4	9	104.110%
120	DISPUTANTA	3/17/2015	153	148	155	155	13	94	19	22	95.484%
146	HOPEWELL	4/1/2015	347	324	350	350	18	250	32	24	92.571%
149 ***	DINWIDDIE	2/11/2015	26	30	27	27	3	25	1	1	111.111%
151 ***	EMPORIA	12/18/2014	76	83	78	78	12	71	0	0	106.410%
160 *	SURRY	1/20/2015	35	36	36	36	2	27	2	5	100.000%
191	WAVERLY	3/18/2015	29	25	30	30	5	19	1	0	83.333%
264	JARRATT	12/23/2014	19	19	20	20	1	14	2	2	95.000%
276	BOYKINS	3/10/2015	20	19	21	21	3	16	0	0	90.476%
<b>CDR: JAMES ROVINSKI(120)</b>			1642	1557	1667	1667	140	1133	124	160	93.401%

**EASTERN REGION-- ELEVENTH DISTRICT-- (20 Posts)**

Post	Location	Last Transmittal	Prior Year Mbrs	Curr Year Mbrs	4/1/2015 100% Target Goal	Curr Year Goal	New Mbrs	Ren Mbrs	Paid Up For Life	On-line	Per Cent of Goal
1 ***	RICHMOND	3/18/2015	92	107	94	94	15	64	15	13	113.830%
38	RICHMOND	4/1/2015	22	19	23	23	0	17	1	1	82.609%
84	RICHMOND	4/1/2015	139	125	141	141	4	80	25	16	88.652%
87	AMELIA	2/18/2015	85	65	87	87	2	42	17	4	74.713%
91	CHESTERFIELD	1/20/2015	12	12	16	16	0	5	3	4	75.000%
108	RICHMOND	2/18/2015	43	33	44	44	0	25	4	4	75.000%
125	RICHMOND	4/1/2015	146	131	148	148	4	107	5	15	88.514%
136	ETTRICK	4/1/2015	30	27	31	31	0	26	0	1	87.097%
137	RICHMOND	3/25/2015	203	179	206	206	9	124	22	24	86.893%
144	HIGHLAND SPRINGS	3/30/2015	222	214	225	225	22	147	18	27	95.111%
186	MIDLOTHIAN	4/1/2015	352	329	355	355	20	213	25	71	92.676%

**EASTERN REGION-- ELEVENTH DISTRICT-- (20 Posts)**

Post	Location	Last Transmittal	Prior Year Mbrs	Curr Year Mbrs	4/1/2015 100% Target Goal	Curr Year Goal	New Mbrs	Ren Mbrs	Paid Up For Life	On-line	Per Cent of Goal
189 ***	RICHMOND	2/18/2015	31	38	32	32	8	18	10	2	118.750%
201	POWHATAN	3/17/2015	101	97	103	103	0	58	16	23	94.175%
210	RICHMOND	3/25/2015	29	20	30	30	1	14	2	3	66.667%
233 *	RICHMOND	3/18/2015	57	58	58	58	3	43	5	7	100.000%
242	SANDSTON	4/1/2015	93	79	95	95	2	64	10	3	83.158%
244	GLEN ALLEN	3/10/2015	143	136	145	145	3	112	8	13	93.793%
284	COLONIAL HEIGHTS	4/1/2015	1123	1044	1128	1128	47	689	124	184	92.553%
354	RICHMOND	4/1/2015	126	125	128	128	10	97	2	16	97.656%
361 ***	RICHMOND	2/18/2015	54	59	55	55	1	45	5	8	107.273%
<b>CDR: CHUCK TALLEY(144)</b>			3103	2897	3144	3144	151	1990	317	439	92.144%

**EASTERN REGION-- TWELFTH DISTRICT-- (13 Posts)**

Post	Location	Last Transmittal	Prior Year Mbrs	Curr Year Mbrs	4/1/2015 100% Target Goal	Curr Year Goal	New Mbrs	Ren Mbrs	Paid Up For Life	On-line	Per Cent of Goal
55	FREDERICKSBURG	3/18/2015	161	149	163	163	6	112	17	14	91.411%
64	TAPPAHANNOCK	3/25/2015	57	56	58	58	1	46	3	6	96.552%
82	SALUDA	2/18/2015	29	27	30	30	5	8	7	7	90.000%
86	KILMARNOCK	3/4/2015	122	112	124	124	5	79	13	15	90.323%
89	KING GEORGE	4/1/2015	212	195	215	215	12	101	28	54	90.698%
117	REEDVILLE	3/17/2015	198	154	201	201	4	119	12	19	76.617%
148	COLONIAL BEACH	4/1/2015	243	229	246	246	18	157	15	39	93.089%
221 *	CAROLINE COUNTY	3/18/2015	60	61	61	61	8	38	8	7	100.000%
241	STORMONT	10/15/2014	9	9	16	16	0	8	0	1	56.250%
252	MONTROSS	1/14/2015	62	59	63	63	0	37	10	12	93.651%
320	SPOTSYLVANIA	4/1/2015	464	436	468	468	19	280	50	87	93.162%
329	DAHLGREN	3/30/2015	43	40	44	44	0	40	0	0	90.909%
401 *	WARSAW	4/1/2015	31	32	32	32	4	18	3	7	100.000%
<b>CDR: RON CURLINGS(221)</b>			1691	1559	1721	1721	82	1043	166	268	90.587%

**NORTHERN REGION-- THIRTEENTH DISTRICT-- (10 Posts)**

Post	Location	Last Transmittal	Prior Year Mbrs	Curr Year Mbrs	4/1/2015 100% Target Goal	Curr Year Goal	New Mbrs	Ren Mbrs	Paid Up For Life	On-line	Per Cent of Goal
74 ***	CHARLOTTESVILLE	4/1/2015	722	737	727	727	67	433	135	102	101.376%
90	BEAVERDAM	3/18/2015	35	33	36	36	2	22	4	5	91.667%
116 ***	LOUISA	3/17/2015	91	104	93	93	11	59	12	22	111.828%
128 *	STANARDSVILLE	4/1/2015	87	89	89	89	9	66	3	11	100.000%
156	ORANGE	4/1/2015	207	181	210	210	9	134	18	20	86.190%
157 ***	MADISON	4/1/2015	139	142	141	141	22	70	20	30	100.709%
175	MECHANICSVILLE	4/1/2015	314	308	317	317	28	208	23	49	97.161%
206	ASHLAND	1/14/2015	43	35	44	44	1	30	3	1	79.545%

**NORTHERN REGION-- THIRTEENTH DISTRICT-- (10 Posts)**

Post	Location	Last Transmittal	Prior Year Mbrs	Curr Year Mbrs	4/1/2015 100% Target Goal	Curr Year Goal	New Mbrs	Ren Mbrs	Paid Up For Life	On-line	Per Cent of Goal
215 ***	GOOCHLAND	4/1/2015	138	143	140	140	14	84	22	23	102.143%
2003 ***	FLUVANNA COUNTY	3/25/2015	151	162	153	153	22	97	19	24	105.882%
<b>CDR: JOE DUDLEY(2003)</b>			1927	1934	1950	1950	185	1203	259	287	99.179%

**NORTHERN REGION-- FOURTEENTH DISTRICT-- (11 Posts)**

Post	Location	Last Transmittal	Prior Year Mbrs	Curr Year Mbrs	4/1/2015 100% Target Goal	Curr Year Goal	New Mbrs	Ren Mbrs	Paid Up For Life	On-line	Per Cent of Goal
13	STAUNTON	3/25/2015	181	167	184	184	5	128	20	14	90.761%
27	DAYTON	3/30/2015	249	237	252	252	5	178	34	20	94.048%
76	HARRISONBURG	3/30/2015	47	46	48	48	1	37	5	3	95.833%
92	BATH COUNTY	2/11/2015	19	17	20	20	0	13	3	1	85.000%
126	BUENA VISTA	4/1/2015	99	96	101	101	1	82	9	4	95.050%
155	HIGHLAND	2/25/2015	8	6	16	16	0	5	1	0	37.500%
188	HARRISONBURG	3/18/2015	227	214	230	230	19	169	12	14	93.043%
222	ELKTON	9/17/2014	19	18	20	20	0	17	0	1	90.000%
278	PLAINS DISTRICT	11/12/2014	21	21	22	22	1	9	11	0	95.455%
291	LEXINGTON	2/18/2015	21	18	22	22	0	16	0	2	81.818%
340	EAST AUGUSTA COU	3/30/2015	189	184	192	192	8	116	41	19	95.833%
<b>CDR: EDDIE HUMES(188)</b>			1080	1024	1107	1107	40	770	136	78	92.502%

**NORTHERN REGION-- FIFTEENTH DISTRICT-- (7 Posts)**

Post	Location	Last Transmittal	Prior Year Mbrs	Curr Year Mbrs	4/1/2015 100% Target Goal	Curr Year Goal	New Mbrs	Ren Mbrs	Paid Up For Life	On-line	Per Cent of Goal
21	WINCHESTER	4/1/2015	501	467	505	505	13	384	31	39	92.475%
22 *	LURAY	3/25/2015	77	79	79	79	5	55	16	3	100.000%
41 ***	BERRYVILLE	4/1/2015	175	178	177	177	6	138	8	26	100.565%
53 ***	FRONT ROYAL	4/1/2015	406	413	410	410	12	326	41	34	100.732%
77 ***	STRASBURG	3/18/2015	310	345	313	313	54	247	18	26	110.224%
166	NEW MARKET	3/4/2015	178	165	181	181	5	120	25	15	91.160%
199	WOODSTOCK	4/1/2015	492	462	496	496	9	385	25	43	93.145%
<b>CDR: F. HILLYARD(77)</b>			2139	2109	2161	2161	104	1655	164	186	97.594%

**NORTHERN REGION-- SIXTEENTH DISTRICT-- (16 Posts)**

Post	Location	Last Transmittal	Prior Year Mbrs	Curr Year Mbrs	4/1/2015 100% Target Goal	Curr Year Goal	New Mbrs	Ren Mbrs	Paid Up For Life	On-line	Per Cent of Goal
10	MANASSAS	4/1/2015	786	752	791	791	71	402	86	193	95.070%
28	DUMFRIES	4/1/2015	347	307	350	350	21	185	40	61	87.714%
34	LEESBURG	3/18/2015	87	75	89	89	1	45	16	13	84.270%
72	WARRENTON	3/30/2015	485	461	489	489	22	300	47	92	94.274%

**NORTHERN REGION-- SIXTEENTH DISTRICT-- (16 Posts)**

Post	Location	Last Transmittal	Prior Year Mbrs	Curr Year Mbrs	4/1/2015 100% Target Goal	Curr Year Goal	New Mbrs	Ren Mbrs	Paid Up For Life	On-line	Per Cent of Goal
114	MANASSAS	4/1/2015	77	65	79	79	0	43	11	11	82.278%
150	STERLING PARK	2/18/2015	106	102	108	108	1	63	12	26	94.444%
158	MANASSAS	3/25/2015	35	26	36	36	0	14	7	5	72.222%
247 ***	REMINGTON	4/1/2015	57	71	58	58	17	31	15	8	122.414%
290 *	STAFFORD	4/1/2015	654	659	659	659	43	394	70	152	100.000%
293	PURCELLVILLE	4/1/2015	234	200	237	237	5	135	16	44	84.388%
295	MIDDLEBURG	3/4/2015	32	31	33	33	3	24	1	3	93.939%
330	CULPEPER	4/1/2015	217	191	220	220	7	130	28	26	86.818%
360 *	WARRENTON	3/30/2015	29	30	30	30	1	21	7	1	100.000%
364	WOODBIDGE	4/1/2015	953	890	958	958	46	511	137	196	92.902%
1799	HAYMARKET	4/1/2015	132	118	134	134	3	49	10	56	88.060%
2001 ***	ASHBURN	4/1/2015	62	75	63	63	9	23	11	32	119.048%
<b>CDR: ROBERT YOWELL(247)</b>			4293	4053	4334	4334	250	2370	514	919	93.516%

**NORTHERN REGION-- SEVENTEENTH DISTRICT-- (18 Posts)**

Post	Location	Last Transmittal	Prior Year Mbrs	Curr Year Mbrs	4/1/2015 100% Target Goal	Curr Year Goal	New Mbrs	Ren Mbrs	Paid Up For Life	On-line	Per Cent of Goal
24	ALEXANDRIA	4/1/2015	742	721	747	747	44	314	89	274	96.519%
44	ARLINGTON	4/1/2015	96	81	98	98	4	46	15	16	82.653%
85	ARLINGTON	3/17/2015	199	187	202	202	15	127	18	27	92.574%
123 ***	GREENSPRING	3/10/2015	56	60	57	57	10	37	11	2	105.263%
129	ALEXANDRIA	3/10/2015	39	26	40	40	0	20	3	3	65.000%
130	FALLS CHURCH	4/1/2015	184	172	187	187	14	102	27	29	91.979%
139	ARLINGTON	4/1/2015	557	308	561	561	6	183	44	75	54.902%
162	LORTON	4/1/2015	487	448	491	491	20	304	33	91	91.242%
176	SPRINGFIELD	4/1/2015	1389	1249	1394	1394	72	738	160	279	89.598%
177	FAIRFAX	4/1/2015	974	943	979	979	58	564	119	202	96.323%
180	VIENNA	4/1/2015	793	678	798	798	25	443	83	127	84.962%
184	HERNDON	3/18/2015	239	223	242	242	2	129	39	53	92.149%
194 ***	ARLINGTON	3/10/2015	54	56	55	55	6	36	11	3	101.818%
225	FALLS CHURCH	12/31/2014	39	29	40	40	0	14	9	6	72.500%
270	McLEAN	4/1/2015	367	300	370	370	6	193	54	47	81.081%
1775	FORT BELVOIR	4/1/2015	76	60	78	78	0	34	14	12	76.923%
1976	ANNANDALE	4/1/2015	405	371	409	409	24	240	32	75	90.709%
1995 ***	CENTREVILLE	3/25/2015	151	155	153	153	4	89	25	37	101.307%
<b>CDR: C. CREDITT(129)</b>			6847	6067	6901	6901	310	3613	786	1358	87.915%

**WESTERN REGION-- FIFTH DISTRICT-- (14 Posts)**

Post	Location	Last Transmittal	Prior Year Mbrs	Curr Year Mbrs	4/1/2015 100% Target Goal	Curr Year Goal	New Mbrs	Ren Mbrs	Paid Up For Life	On-line	Per Cent of Goal
------	----------	------------------	-----------------	----------------	---------------------------	----------------	----------	----------	------------------	---------	------------------



**WESTERN REGION-- FIFTH DISTRICT-- (14 Posts)**

Post	Location	Last Transmittal	Prior Year Mbrs	Curr Year Mbrs	4/1/2015 100% Target Goal	Curr Year Goal	New Mbrs	Ren Mbrs	Paid Up For Life	On-line	Per Cent of Goal
8	SOUTH BOSTON	4/1/2015	320	296	323	323	9	249	18	20	91.641%
32	FARMVILLE	3/2/2015	20	16	21	21	0	12	1	3	76.190%
40	BLACKSTONE	7/21/2014	4	3	16	16	0	0	3	0	18.750%
43	CHASE CITY	3/25/2015	131	118	133	133	0	105	7	6	88.722%
45 ***	CLARKSVILLE	3/17/2015	62	65	63	63	5	36	5	19	103.175%
50	CREWE	2/25/2015	68	64	69	69	4	42	3	15	92.754%
65 ***	LAWRENCEVILLE	2/4/2015	14	19	16	16	12	7	0	0	118.750%
79	SOUTH HILL	3/17/2015	468	448	472	472	15	372	12	49	94.915%
94 *	ALBERTA	11/19/2014	10	13	16	16	3	9	1	0	81.250%
99	HALIFAX	4/1/2015	187	180	190	190	32	133	7	8	94.737%
102	VICTORIA		1		16	16					
147 ***	KENBRIDGE	3/10/2015	42	45	43	43	0	29	11	5	104.651%
260 *	KEYSVILLE	3/25/2015	129	131	131	131	10	108	3	10	100.000%
342 *	VOLENS	11/19/2014	27	28	28	28	1	27	0	0	100.000%
<b>CDR: TOM HART(147)</b>			1483	1426	1537	1537	91	1129	71	135	92.778%

**WESTERN REGION-- SIXTH DISTRICT-- (13 Posts)**

Post	Location	Last Transmittal	Prior Year Mbrs	Curr Year Mbrs	4/1/2015 100% Target Goal	Curr Year Goal	New Mbrs	Ren Mbrs	Paid Up For Life	On-line	Per Cent of Goal
6	ROCKY MOUNT	3/10/2015	141	127	143	143	2	111	7	7	88.811%
11	BASSETT	3/10/2015	83	54	85	85	0	41	4	9	63.529%
29	DANVILLE	3/25/2015	211	173	214	214	2	157	6	8	80.841%
42 ***	MARTINSVILLE	3/10/2015	101	113	103	103	9	91	10	3	109.709%
47	CHATHAM	12/17/2014	25	24	26	26	3	17	0	4	92.308%
78 *	MARTINSVILLE	3/25/2015	195	198	198	198	3	179	7	9	100.000%
96	CALLAWAY	12/3/2014	15	15	16	16	0	14	0	1	93.750%
105	STUART	3/4/2015	84	74	86	86	4	58	6	6	86.047%
111	ROCKY MOUNT	3/10/2015	39	36	40	40	0	20	14	2	90.000%
127	FLOYD	2/18/2015	85	80	87	87	3	62	11	4	91.954%
232 ***	GRETNA	2/25/2015	75	77	76	76	6	65	3	3	101.316%
325	DANVILLE	3/30/2015	353	332	356	356	8	288	20	16	93.258%
1097	DANVILLE	4/1/2015	378	368	382	382	26	285	31	26	96.335%
<b>CDR: ROB PHELPS(325)</b>			1785	1671	1812	1812	66	1388	119	98	92.219%

**WESTERN REGION-- SEVENTH DISTRICT-- (9 Posts)**

Post	Location	Last Transmittal	Prior Year Mbrs	Curr Year Mbrs	4/1/2015 100% Target Goal	Curr Year Goal	New Mbrs	Ren Mbrs	Paid Up For Life	On-line	Per Cent of Goal
7	PULASKI	3/25/2015	150	137	152	152	6	107	13	11	90.132%
9	WYTHEVILLE	4/1/2015	157	143	159	159	8	85	42	8	89.937%
18 ***	MARION	3/10/2015	58	68	59	59	9	48	7	4	115.254%

**WESTERN REGION-- SEVENTH DISTRICT-- (9 Posts)**

Post	Location	Last Transmittal	Prior Year Mbrs	Curr Year Mbrs	4/1/2015 100% Target Goal	Curr Year Goal	New Mbrs	Ren Mbrs	Paid Up For Life	On-line	Per Cent of Goal
20	BLAND	12/23/2014	55	49	56	56	1	40	4	4	87.500%
58 ***	DUBLIN	3/17/2015	43	45	44	44	2	36	1	6	102.273%
68	NARROWS	3/18/2015	127	108	129	129	5	79	23	1	83.721%
229	RURAL RETREAT	3/18/2015	154	137	156	156	0	87	36	14	87.821%
245	GALAX	2/25/2015	174	167	176	176	10	133	11	13	94.886%
311	PEMBROKE	4/1/2015	59	59	60	60	2	52	4	1	98.333%
<b>CDR: ART TERRILL(68)</b>			977	913	991	991	43	667	141	62	92.129%

**WESTERN REGION-- EIGHTH DISTRICT-- (13 Posts)**

Post	Location	Last Transmittal	Prior Year Mbrs	Curr Year Mbrs	4/1/2015 100% Target Goal	Curr Year Goal	New Mbrs	Ren Mbrs	Paid Up For Life	On-line	Per Cent of Goal
12	ABINGDON	3/2/2015	116	111	118	118	4	90	10	7	94.068%
14	POCAHONTAS	3/18/2015	97	89	99	99	0	78	6	5	89.899%
51	BRISTOL	12/2/2014	8	3	16	16	0	0	0	3	18.750%
122	BLUEFIELD	3/4/2015	33	27	34	34	0	24	3	0	79.412%
133	TAZEWELL	4/1/2015	116	113	118	118	7	88	10	8	95.763%
135	DAMASCUS	3/10/2015	42	37	43	43	1	34	2	0	86.047%
164	GRUNDY	4/1/2015	473	406	477	477	0	305	88	13	85.115%
185	JONESVILLE	3/2/2015	52	50	53	53	0	36	9	5	94.340%
208	LEBANON	4/1/2015	89	84	91	91	0	68	11	5	92.308%
227	CLINTWOOD	2/11/2015	27	22	28	28	0	16	4	2	78.571%
243	NORTON	3/17/2015	109	94	111	111	3	75	10	6	84.685%
265	GATE CITY	3/18/2015	108	104	110	110	7	87	1	9	94.545%
2000	HAYSI		1		16	16					
<b>CDR: DENNIS GILBERT(208)</b>			1271	1140	1314	1314	22	901	154	63	86.758%

**WESTERN REGION-- NINTH DISTRICT-- (10 Posts)**

Post	Location	Last Transmittal	Prior Year Mbrs	Curr Year Mbrs	4/1/2015 100% Target Goal	Curr Year Goal	New Mbrs	Ren Mbrs	Paid Up For Life	On-line	Per Cent of Goal
3	ROANOKE	3/25/2015	409	365	413	413	9	267	53	36	88.378%
4	COVINGTON	2/18/2015	75	64	76	76	0	52	7	5	84.211%
19	SALEM	1/14/2015	11	10	16	16	0	8	2	0	62.500%
30	RADFORD	2/2/2015	40	39	41	41	4	22	7	6	95.122%
59 ***	CHRISTIANSBURG	3/18/2015	110	114	112	112	5	84	16	9	101.786%
80	VINTON	3/2/2015	104	96	106	106	0	75	13	8	90.566%
93	BUCHANAN	11/19/2014	63	58	64	64	2	44	7	5	90.625%
182	BLACKSBURG	2/25/2015	65	61	66	66	1	50	6	4	92.424%
240 ***	TROUTVILLE	3/30/2015	28	32	29	29	5	14	12	1	110.345%
248	ROANOKE	3/18/2015	114	102	116	116	2	70	19	11	87.931%
<b>CDR: GARLND LINKOUS(182)</b>			1019	941	1039	1039	28	686	142	85	90.568%

**WESTERN REGION-- TENTH DISTRICT-- (11 Posts)**

Post	Location	Last Transmittal	Prior Year Mbrs	Curr Year Mbrs	4/1/2015 100% Target Goal	Curr Year Goal	New Mbrs	Ren Mbrs	Paid Up For Life	On-line	Per Cent of Goal
16	LYNCHBURG	4/1/2015	1066	1019	1071	1071	111	759	43	106	95.145%
17 ***	LOVINGSTON	1/14/2015	47	50	48	48	4	39	5	2	104.167%
36	ALTAVISTA	2/18/2015	57	50	58	58	3	41	3	3	86.207%
52	BROOKNEAL	3/18/2015	47	45	48	48	1	41	1	2	93.750%
54	BEDFORD	4/1/2015	159	145	161	161	4	110	18	13	90.062%
62 ***	SMITH MTN LAKE	3/18/2015	31	33	32	32	1	16	5	11	103.125%
104	APPOMATTOX	4/1/2015	202	174	205	205	3	141	17	13	84.878%
134	DILLWYN	1/20/2015	39	36	40	40	3	31	0	2	90.000%
217	BIG ISLAND	2/23/2015	26	20	27	27	0	18	1	1	74.074%
269 ***	CUMBERLAND	3/18/2015	32	35	33	33	2	29	1	3	106.061%
274	MADISON HEIGHTS	3/18/2015	124	103	126	126	0	94	6	3	81.746%
<b>CDR: CHARLES PAYNE II(62)</b>			1830	1710	1849	1849	132	1319	100	159	92.482%

**\* POSTS EQUALING OR SURPASSING THEIR PRIOR YEAR MEMBERSHIP**

**\*\*\* POSTS EQUALING OR SURPASSING THEIR CURRENT YEAR GOAL**

**+ POSTS EQUALING OR SURPASSING THEIR TARGET GOAL**