

# Dept of Virginia 2014-2015

27 May 2015

## Finishing First in the Membership Stakes

Appears we hit an operational pause this week on the track. Steward's Stable continues to move forward gaining another three tenths towards the 100% goal.

Trainer Drummond's crew in the 2<sup>nd</sup> showed the way in the trainers battle with a half percent gain. Not surprisingly, four of the seven Districts that moved this week came out of the East. Thanks to the teams in the 13<sup>th</sup>, 16<sup>th</sup>, 11<sup>th</sup>, 12<sup>th</sup> 3<sup>rd</sup>, and 8<sup>th</sup> in addition to the 2<sup>nd</sup> for getting memberships in this week.

Jockey Hardy and crew in Post 67 pushed through to the Winner's Circle this week.

We still have time to get to our goals as a Department and for more districts to hit 100% . Look at the numbers – 34, 59 for example are not that far away. Take a look and ask for whatever assistance you need and let's **Persevere** to finish off this race well and bring us back to where we know we should be. It is in your hands. I look forward to seeing the pause end and **Actions Put to Your Intentions**


Lewis Field,  
Department Track Announcer

North - AB Brown 94.3%

West - Robert Cardwell – 92.9%

East - Al Steward – 94.9%


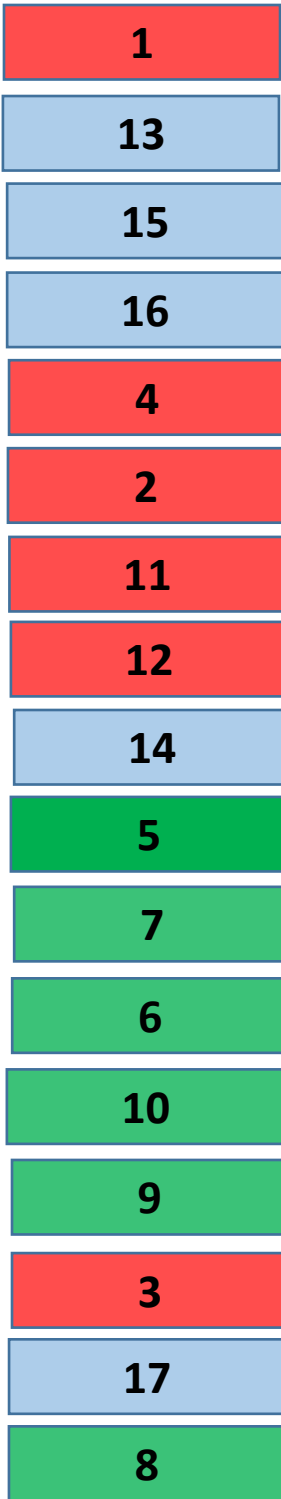
95%




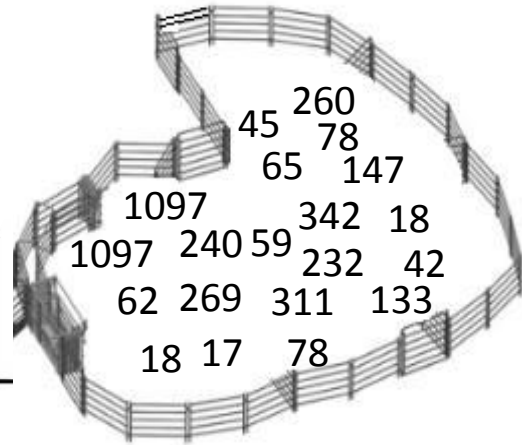
# Trainers

# Stable Owners


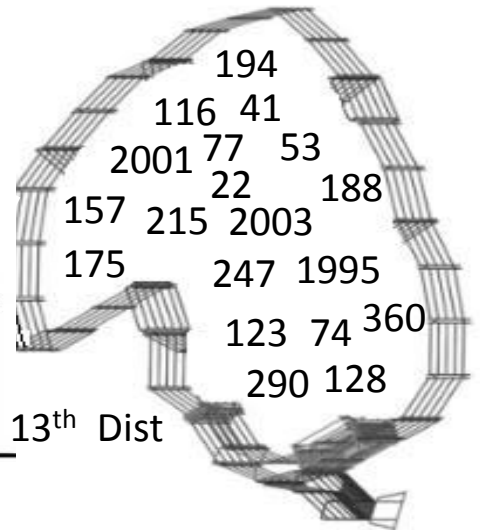
# 100% Jockeys



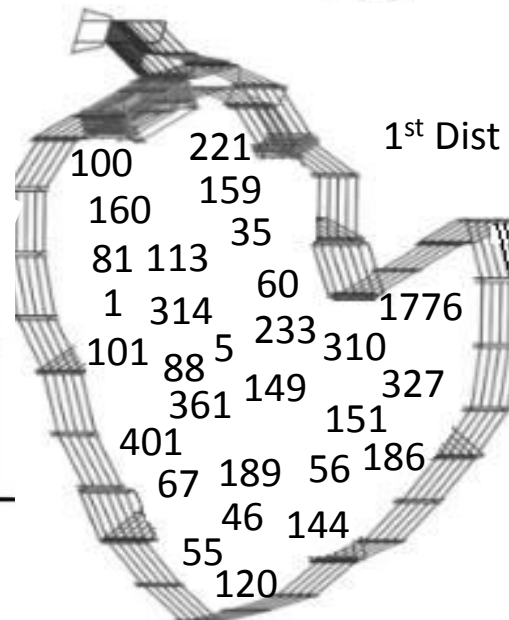
Cardwell's Corral



Brown's Bonanza



Steward's Stables



**THE AMERICAN LEGION**  
**DEPARTMENT OF VIRGINIA**  
**REGION AND DISTRICT STANDINGS**  
**AS OF 5/27/2015**

**Regional Standings**

<b>Region</b>	<b>Stand-ings</b>	<b>Prior Year Mbrs</b>	<b>Curr Year Mbrs</b>	<b>Curr Year Goal</b>	<b>New Mbrs</b>	<b>Ren Mbrs</b>	<b>Paid Up For Life</b>	<b>Online</b>	<b>Per Cent of Goal</b>
EASTERN	1	12686	12214	12868	976	8176	1190	1872	94.918%
NORTHERN	2	16286	15512	16453	987	9778	1867	2880	94.281%
WESTERN	3	8365	7940	8542	422	6177	727	614	92.952%

**District Standings**

<b>District</b>		<b>Prior Year Mbrs</b>	<b>Curr Year Mbrs</b>	<b>Curr Year Goal</b>	<b>New Mbrs</b>	<b>Ren Mbrs</b>	<b>Paid Up For Life</b>	<b>Online</b>	<b>Per Cent of Goal</b>
FIRST	1	625	657	640	70	435	64	88	102.656%
THIRTEENTH	2	1927	1965	1950	192	1221	260	292	100.769%
FIFTEENTH	3	2139	2127	2161	114	1662	164	187	98.427%
SIXTEENTH	4	4293	4188	4334	289	2437	517	945	96.631%
FOURTH	5	1642	1608	1667	158	1156	124	170	96.461%
SECOND	6	2736	2668	2773	273	1726	171	498	96.213%
ELEVENTH	7	3103	2996	3144	181	2052	317	446	95.293%
TWELFTH	8	1691	1639	1721	100	1095	167	277	95.235%
FOURTEENTH	9	1080	1051	1107	47	789	136	79	94.941%
FIFTH	10	1483	1449	1537	101	1141	71	136	94.275%
SEVENTH	11	977	933	991	48	680	141	64	94.147%
SIXTH	12	1785	1705	1812	73	1413	119	100	94.095%
TENTH	13	1830	1737	1849	139	1337	100	161	93.943%
NINTH	14	1019	960	1039	35	695	142	88	92.397%
THIRD	15	2889	2646	2923	194	1712	347	393	90.523%
SEVENTEENTH	16	6847	6181	6901	345	3669	790	1377	89.567%
EIGHTH	17	1271	1156	1314	26	911	154	65	87.976%
<b>TRADITIONAL:</b>		37337	35666	37863	2385	24131	3784	5366	94.198%
<b>POST 141:</b>		7963	8346	9236	144	5824	490	1888	90.364%
<b>CYBERPOST 1919:</b>		0	0	1	0	0	0		0.000%
<b>SUBTOTAL:</b>		45300	44012	47100	2529	29955	4274	7254	93.444%
<b>NEW DMS:</b>			0	0					
<b>OVERALL TOTAL</b>			44012	47100					

**YEAR TO DATE TOTALS AND SUMMARY**

<b>CURRENT YEAR GOAL:</b>	47100
<b>MEMBERSHIP AS OF 5/27/2015 :</b>	44012
<b>REMAINDER TO MEET GOAL:</b>	3088

**EASTERN REGION-- FIRST DISTRICT-- (4 Posts)**

Post	Location	Last Transmittal	Prior Year Mbrs	Curr Year Mbrs	6/3/2015 110% Target Goal	Curr Year Goal	New Mbrs	Ren Mbrs	Paid Up For Life	On-line	Per Cent of Goal
56 ***	NORTHAMPTON	5/20/2015	231	237	257	234	29	150	16	42	101.282%
100 ***	PARKSLEY	3/4/2015	15	21	18	16	4	15	2	0	131.250%
101 *	ONANCOCK	5/20/2015	15	23	25	23	2	4	11	6	100.000%
159 ***	CHINCOTEAGUE	4/15/2015	364	376	404	367	35	266	35	40	102.452%
<b>CDR: RALPH ORZO(56)</b>			625	657	704	640	70	435	64	88	102.656%

**EASTERN REGION-- SECOND DISTRICT-- (14 Posts)**

Post	Location	Last Transmittal	Prior Year Mbrs	Curr Year Mbrs	6/3/2015 110% Target Goal	Curr Year Goal	New Mbrs	Ren Mbrs	Paid Up For Life	On-line	Per Cent of Goal
5 *	NORFOLK	4/14/2015	190	193	212	193	15	160	3	15	100.000%
35 ***	NORFOLK	5/7/2015	91	96	102	93	16	49	5	26	103.226%
37	PORTSMOUTH	12/17/2014	9	8	18	16	0	7	0	1	50.000%
60 ***	NORFOLK	5/20/2015	47	59	53	48	14	29	3	13	122.917%
81 ***	VIRGINIA BEACH	4/22/2015	13	17	18	16	5	10	2	0	106.250%
110	VIRGINIA BEACH	5/6/2015	342	316	380	345	8	199	41	68	91.594%
113 ***	PRINCESS ANNE	9/9/2014	49	52	55	50	3	43	4	2	104.000%
118	NORFOLK	3/2/2015	27	23	31	28	0	16	4	3	82.143%
190	PORTSMOUTH	5/6/2015	299	255	332	302	14	200	6	35	84.437%
204	NORFOLK	3/30/2015	53	47	59	54	0	43	1	3	87.037%
280	CHESAPEAKE	5/20/2015	431	415	479	435	22	246	28	119	95.402%
310 ***	CHURCHLAND	4/22/2015	74	85	83	75	2	57	7	19	113.333%
327 ***	NORFOLK	5/27/2015	1023	1076	1131	1028	172	646	66	192	104.669%
1992	VIRGINIA BEACH	12/9/2014	88	26	99	90	2	21	1	2	28.889%
<b>CDR: ROD. DRUMMOND(5)</b>			2736	2668	3050	2773	273	1726	171	498	96.213%

**EASTERN REGION-- THIRD DISTRICT-- (17 Posts)**

Post	Location	Last Transmittal	Prior Year Mbrs	Curr Year Mbrs	6/3/2015 110% Target Goal	Curr Year Goal	New Mbrs	Ren Mbrs	Paid Up For Life	On-line	Per Cent of Goal
25	NEWPORT NEWS	5/20/2015	332	308	369	335	20	217	31	40	91.940%
31	HAMPTON	4/16/2015	85	77	96	87	4	45	15	13	88.506%
39 *	WILLIAMSBURG	5/6/2015	102	103	114	104	6	69	9	19	99.038%
48	HAMPTON	4/8/2015	114	104	128	116	2	48	34	20	89.655%
61	CHARLES CITY	2/25/2015	42	37	47	43	3	32	1	1	86.047%
67 ***	HAMPTON	5/27/2015	164	167	183	166	13	118	25	11	100.602%
75	GLOUCESTER	5/6/2015	193	182	216	196	12	100	33	37	92.857%
83	MATHEWS	4/29/2015	183	177	205	186	5	139	17	16	95.161%
165	YORKTOWN	11/4/2014	22	20	25	23	1	12	6	1	86.957%
172	WEST POINT	3/18/2015	34	33	39	35	5	24	1	3	94.286%
255	NEWPORT NEWS	4/22/2015	97	95	109	99	3	69	5	18	95.960%
273	POQUOSON	5/20/2015	122	116	136	124	3	67	29	17	93.548%

**EASTERN REGION-- THIRD DISTRICT-- (17 Posts)**

Post	Location	Last Transmittal	Prior Year Mbrs	Curr Year Mbrs	6/3/2015 110% Target Goal	Curr Year Goal	New Mbrs	Ren Mbrs	Paid Up For Life	On-line	Per Cent of Goal
314 ***	AYLETT	5/20/2015	23	34	26	24	9	8	15	2	141.667%
368	NEWPORT NEWS	5/20/2015	1218	1046	1345	1223	103	676	108	159	85.527%
1776 ***	WILLIAMSBURG	3/2/2015	94	98	106	96	5	62	6	25	102.083%
1991	TABB	1/1/2015	27	24	31	28	0	15	3	6	85.714%
1997	HAMPTON	4/16/2015	37	25	42	38	0	11	9	5	65.789%
<b>CDR: FLOYD BROWN(31)</b>			2889	2646	3215	2923	194	1712	347	393	90.523%

**EASTERN REGION-- FOURTH DISTRICT-- (14 Posts)**

Post	Location	Last Transmittal	Prior Year Mbrs	Curr Year Mbrs	6/3/2015 110% Target Goal	Curr Year Goal	New Mbrs	Ren Mbrs	Paid Up For Life	On-line	Per Cent of Goal
2 *	PETERSBURG	5/20/2015	408	410	453	412	63	259	26	62	99.515%
46 *	EMPORIA	2/11/2015	55	56	62	56	5	47	3	1	100.000%
49	SMITHFIELD	4/29/2015	182	157	204	185	6	107	19	25	84.865%
57	SUFFOLK	4/22/2015	101	93	113	103	3	78	4	8	90.291%
73	FRANKLIN	5/1/2015	119	110	133	121	2	91	11	6	90.909%
88 ***	SUFFOLK	5/13/2015	72	77	80	73	16	48	4	9	105.479%
120 ***	DISPUTANTA	4/29/2015	153	157	171	155	15	99	19	24	101.290%
146	HOPEWELL	4/29/2015	347	335	385	350	22	254	32	27	95.714%
149 ***	DINWIDDIE	2/11/2015	26	30	30	27	3	25	1	1	111.111%
151 ***	EMPORIA	12/18/2014	76	83	86	78	12	71	0	0	106.410%
160 *	SURRY	1/20/2015	35	36	40	36	2	27	2	5	100.000%
191	WAVERLY	5/20/2015	29	26	33	30	5	20	1	0	86.667%
264	JARRATT	12/23/2014	19	19	22	20	1	14	2	2	95.000%
276	BOYKINS	3/10/2015	20	19	23	21	3	16	0	0	90.476%
<b>CDR: JAMES ROVINSKI(120)</b>			1642	1608	1834	1667	158	1156	124	170	96.461%

**EASTERN REGION-- ELEVENTH DISTRICT-- (20 Posts)**

Post	Location	Last Transmittal	Prior Year Mbrs	Curr Year Mbrs	6/3/2015 110% Target Goal	Curr Year Goal	New Mbrs	Ren Mbrs	Paid Up For Life	On-line	Per Cent of Goal
1 ***	RICHMOND	4/8/2015	92	108	103	94	16	64	15	13	114.894%
38	RICHMOND	4/1/2015	22	19	25	23	0	17	1	1	82.609%
84	RICHMOND	5/6/2015	139	132	155	141	4	87	25	16	93.617%
87	AMELIA	4/29/2015	85	71	96	87	4	46	17	4	81.609%
91	CHESTERFIELD	1/20/2015	12	12	18	16	0	5	3	4	75.000%
108	RICHMOND	4/16/2015	43	34	48	44	0	25	4	5	77.273%
125	RICHMOND	4/8/2015	146	132	163	148	4	108	5	15	89.189%
136	ETTRICK	4/1/2015	30	27	34	31	0	26	0	1	87.097%
137	RICHMOND	5/27/2015	203	186	227	206	9	131	22	24	90.291%
144 ***	HIGHLAND SPRINGS	5/6/2015	222	228	248	225	30	152	18	28	101.333%
186 ***	MIDLOTHIAN	5/13/2015	352	357	391	355	29	232	25	71	100.563%

**EASTERN REGION-- ELEVENTH DISTRICT-- (20 Posts)**

Post	Location	Last Transmittal	Prior Year Mbrs	Curr Year Mbrs	6/3/2015 110% Target Goal	Curr Year Goal	New Mbrs	Ren Mbrs	Paid Up For Life	On-line	Per Cent of Goal
189 ***	RICHMOND	2/18/2015	31	38	35	32	8	18	10	2	118.750%
201	POWHATAN	3/17/2015	101	97	113	103	0	58	16	23	94.175%
210	RICHMOND	5/27/2015	29	26	33	30	1	20	2	3	86.667%
233 ***	RICHMOND	4/22/2015	57	59	64	58	4	43	5	7	101.724%
242	SANDSTON	5/20/2015	93	81	105	95	2	66	10	3	85.263%
244	GLEN ALLEN	5/1/2015	143	139	160	145	3	114	8	14	95.862%
284	COLONIAL HEIGHTS	5/20/2015	1123	1065	1241	1128	56	697	124	188	94.415%
354	RICHMOND	4/1/2015	126	125	141	128	10	97	2	16	97.656%
361 ***	RICHMOND	5/13/2015	54	60	61	55	1	46	5	8	109.091%
<b>CDR: CHUCK TALLEY(144)</b>			3103	2996	3458	3144	181	2052	317	446	95.293%

**EASTERN REGION-- TWELFTH DISTRICT-- (13 Posts)**

Post	Location	Last Transmittal	Prior Year Mbrs	Curr Year Mbrs	6/3/2015 110% Target Goal	Curr Year Goal	New Mbrs	Ren Mbrs	Paid Up For Life	On-line	Per Cent of Goal
55 ***	FREDERICKSBURG	5/20/2015	161	165	179	163	8	126	17	14	101.227%
64	TAPPAHANNOCK	5/6/2015	57	56	64	58	1	46	3	6	96.552%
82	SALUDA	2/18/2015	29	27	33	30	5	8	7	7	90.000%
86	KILMARNOCK	5/27/2015	122	118	136	124	7	83	13	15	95.161%
89	KING GEORGE	5/20/2015	212	202	237	215	13	106	28	55	93.953%
117	REEDVILLE	4/16/2015	198	169	221	201	4	132	12	21	84.080%
148	COLONIAL BEACH	5/13/2015	243	236	271	246	19	162	15	40	95.935%
221 ***	CAROLINE COUNTY	5/20/2015	60	64	67	61	8	38	8	10	104.918%
241	STORMONT	10/15/2014	9	9	18	16	0	8	0	1	56.250%
252	MONTROSS	4/8/2015	62	60	69	63	0	38	10	12	95.238%
320	SPOTSYLVANIA	5/20/2015	464	457	515	468	28	289	51	89	97.650%
329	DAHLGREN	4/22/2015	43	42	48	44	2	40	0	0	95.455%
401 ***	WARSAW	5/27/2015	31	34	35	32	5	19	3	7	106.250%
<b>CDR: RON CURLINGS(221)</b>			1691	1639	1893	1721	100	1095	167	277	95.235%

**NORTHERN REGION-- THIRTEENTH DISTRICT-- (10 Posts)**

Post	Location	Last Transmittal	Prior Year Mbrs	Curr Year Mbrs	6/3/2015 110% Target Goal	Curr Year Goal	New Mbrs	Ren Mbrs	Paid Up For Life	On-line	Per Cent of Goal
74 ***	CHARLOTTESVILLE	5/27/2015	722	751	800	727	70	441	136	104	103.301%
90	BEAVERDAM	3/18/2015	35	33	40	36	2	22	4	5	91.667%
116 ***	LOUISA	3/17/2015	91	104	102	93	11	59	12	22	111.828%
128 *	STANARDSVILLE	4/1/2015	87	89	98	89	9	66	3	11	100.000%
156	ORANGE	4/8/2015	207	182	231	210	10	134	18	20	86.667%
157 ***	MADISON	5/6/2015	139	144	155	141	22	71	20	31	102.128%
175 *	MECHANICSVILLE	4/29/2015	314	317	349	317	30	215	23	49	100.000%
206	ASHLAND	1/14/2015	43	35	48	44	1	30	3	1	79.545%

**NORTHERN REGION-- THIRTEENTH DISTRICT-- (10 Posts)**

Post	Location	Last Transmittal	Prior Year Mbrs	Curr Year Mbrs	6/3/2015 110% Target Goal	Curr Year Goal	New Mbrs	Ren Mbrs	Paid Up For Life	On-line	Per Cent of Goal
215 ***	GOOCHLAND	4/29/2015	138	144	154	140	14	85	22	23	102.857%
2003 ***	FLUVANNA COUNTY	5/1/2015	151	166	168	153	23	98	19	26	108.497%
<b>CDR: JOE DUDLEY(2003)</b>			1927	1965	2145	1950	192	1221	260	292	100.769%

**NORTHERN REGION-- FOURTEENTH DISTRICT-- (11 Posts)**

Post	Location	Last Transmittal	Prior Year Mbrs	Curr Year Mbrs	6/3/2015 110% Target Goal	Curr Year Goal	New Mbrs	Ren Mbrs	Paid Up For Life	On-line	Per Cent of Goal
13	STAUNTON	4/22/2015	181	169	202	184	5	129	20	15	91.848%
27	DAYTON	4/29/2015	249	238	277	252	5	179	34	20	94.444%
76	HARRISONBURG	3/30/2015	47	46	53	48	1	37	5	3	95.833%
92	BATH COUNTY	2/11/2015	19	17	22	20	0	13	3	1	85.000%
126	BUENA VISTA	4/1/2015	99	96	111	101	1	82	9	4	95.050%
155	HIGHLAND	5/20/2015	8	7	18	16	0	6	1	0	43.750%
188 *	HARRISONBURG	5/20/2015	227	230	253	230	22	182	12	14	100.000%
222	ELKTON	9/17/2014	19	18	22	20	0	17	0	1	90.000%
278	PLAINS DISTRICT	11/12/2014	21	21	24	22	1	9	11	0	95.455%
291	LEXINGTON	2/18/2015	21	18	24	22	0	16	0	2	81.818%
340 *	EAST AUGUSTA COU	5/20/2015	189	191	211	192	12	119	41	19	99.479%
<b>CDR: EDDIE HUMES(188)</b>			1080	1051	1218	1107	47	789	136	79	94.941%

**NORTHERN REGION-- FIFTEENTH DISTRICT-- (7 Posts)**

Post	Location	Last Transmittal	Prior Year Mbrs	Curr Year Mbrs	6/3/2015 110% Target Goal	Curr Year Goal	New Mbrs	Ren Mbrs	Paid Up For Life	On-line	Per Cent of Goal
21	WINCHESTER	5/13/2015	501	475	556	505	15	389	31	40	94.059%
22 *	LURAY	3/25/2015	77	79	87	79	5	55	16	3	100.000%
41 ***	BERRYVILLE	4/22/2015	175	179	195	177	7	138	8	26	101.130%
53 ***	FRONT ROYAL	4/15/2015	406	411	451	410	14	322	41	34	100.244%
77 ***	STRASBURG	5/20/2015	310	349	344	313	56	249	18	26	111.502%
166	NEW MARKET	5/6/2015	178	168	199	181	6	122	25	15	92.818%
199	WOODSTOCK	5/6/2015	492	466	546	496	11	387	25	43	93.952%
<b>CDR: F. HILLYARD(77)</b>			2139	2127	2377	2161	114	1662	164	187	98.427%

**NORTHERN REGION-- SIXTEENTH DISTRICT-- (16 Posts)**

Post	Location	Last Transmittal	Prior Year Mbrs	Curr Year Mbrs	6/3/2015 110% Target Goal	Curr Year Goal	New Mbrs	Ren Mbrs	Paid Up For Life	On-line	Per Cent of Goal
10 *	MANASSAS	5/27/2015	786	790	870	791	91	413	87	199	99.874%
28	DUMFRIES	5/6/2015	347	325	385	350	25	197	40	63	92.857%
34	LEESBURG	4/16/2015	87	76	98	89	1	45	16	14	85.393%
72	WARRENTON	5/1/2015	485	468	538	489	23	304	47	94	95.706%

**NORTHERN REGION-- SIXTEENTH DISTRICT-- (16 Posts)**

Post	Location	Last Transmittal	Prior Year Mbrs	Curr Year Mbrs	6/3/2015 110% Target Goal	Curr Year Goal	New Mbrs	Ren Mbrs	Paid Up For Life	On-line	Per Cent of Goal
114	MANASSAS	4/8/2015	77	67	87	79	0	45	11	11	84.810%
150	STERLING PARK	5/20/2015	106	105	119	108	1	65	12	27	97.222%
158	MANASSAS	3/25/2015	35	26	40	36	0	14	7	5	72.222%
247 ***	REMINGTON	4/1/2015	57	71	64	58	17	31	15	8	122.414%
290 ***	STAFFORD	5/20/2015	654	674	725	659	49	399	70	156	102.276%
293	PURCELLVILLE	5/1/2015	234	204	261	237	5	137	16	46	86.076%
295	MIDDLEBURG	5/1/2015	32	32	36	33	3	24	1	4	96.970%
330	CULPEPER	4/29/2015	217	197	242	220	9	134	28	26	89.545%
360 ***	WARRENTON	4/22/2015	29	31	33	30	2	21	7	1	103.333%
364	WOODBIDGE	5/20/2015	953	923	1054	958	51	532	139	201	96.347%
1799	HAYMARKET	5/20/2015	132	124	147	134	3	53	10	58	92.537%
2001 ***	ASHBURN	4/1/2015	62	75	69	63	9	23	11	32	119.048%
<b>CDR: ROBERT YOWELL(247)</b>			4293	4188	4767	4334	289	2437	517	945	96.631%

**NORTHERN REGION-- SEVENTEENTH DISTRICT-- (18 Posts)**

Post	Location	Last Transmittal	Prior Year Mbrs	Curr Year Mbrs	6/3/2015 110% Target Goal	Curr Year Goal	New Mbrs	Ren Mbrs	Paid Up For Life	On-line	Per Cent of Goal
24	ALEXANDRIA	5/1/2015	742	733	822	747	52	315	90	276	98.126%
44	ARLINGTON	4/16/2015	96	83	108	98	4	46	15	18	84.694%
85	ARLINGTON	5/7/2015	199	193	222	202	17	130	18	28	95.545%
123 ***	GREENSPRING	3/10/2015	56	60	63	57	10	37	11	2	105.263%
129	ALEXANDRIA	3/10/2015	39	26	44	40	0	20	3	3	65.000%
130	FALLS CHURCH	4/16/2015	184	173	206	187	14	102	27	30	92.513%
139	ARLINGTON	4/16/2015	557	310	617	561	6	183	44	77	55.258%
162	LORTON	4/29/2015	487	452	540	491	23	305	33	91	92.057%
176	SPRINGFIELD	5/20/2015	1389	1283	1533	1394	77	763	161	282	92.037%
177	FAIRFAX	5/20/2015	974	961	1077	979	68	569	120	204	98.161%
180	VIENNA	5/20/2015	793	691	878	798	28	451	83	129	86.591%
184	HERNDON	5/20/2015	239	228	266	242	3	133	39	53	94.215%
194 ***	ARLINGTON	3/10/2015	54	56	61	55	6	36	11	3	101.818%
225	FALLS CHURCH	4/8/2015	39	30	44	40	0	15	9	6	75.000%
270	McLEAN	5/20/2015	367	305	407	370	6	196	55	48	82.432%
1775	FORT BELVOIR	4/16/2015	76	61	86	78	0	34	14	13	78.205%
1976	ANNANDALE	5/20/2015	405	378	450	409	27	243	32	76	92.421%
1995 ***	CENTREVILLE	5/6/2015	151	158	168	153	4	91	25	38	103.268%
<b>CDR: C. CREDITT(129)</b>			6847	6181	7591	6901	345	3669	790	1377	89.567%

**WESTERN REGION-- FIFTH DISTRICT-- (14 Posts)**

Post	Location	Last Transmittal	Prior Year Mbrs	Curr Year Mbrs	6/3/2015 110% Target Goal	Curr Year Goal	New Mbrs	Ren Mbrs	Paid Up For Life	On-line	Per Cent of Goal
------	----------	------------------	-----------------	----------------	---------------------------	----------------	----------	----------	------------------	---------	------------------



**WESTERN REGION-- FIFTH DISTRICT-- (14 Posts)**

Post	Location	Last Transmittal	Prior Year Mbrs	Curr Year Mbrs	6/3/2015 110% Target Goal	Curr Year Goal	New Mbrs	Ren Mbrs	Paid Up For Life	On-line	Per Cent of Goal
8	SOUTH BOSTON	5/20/2015	320	299	355	323	9	251	18	21	92.570%
32	FARMVILLE	3/2/2015	20	16	23	21	0	12	1	3	76.190%
40	BLACKSTONE	7/21/2014	4	3	18	16	0	0	3	0	18.750%
43	CHASE CITY	3/25/2015	131	118	146	133	0	105	7	6	88.722%
45 ***	CLARKSVILLE	3/17/2015	62	65	69	63	5	36	5	19	103.175%
50	CREWE	5/20/2015	68	65	76	69	4	43	3	15	94.203%
65 ***	LAWRENCEVILLE	4/15/2015	14	21	18	16	12	9	0	0	131.250%
79	SOUTH HILL	5/13/2015	468	463	519	472	23	379	12	49	98.093%
94 *	ALBERTA	11/19/2014	10	13	18	16	3	9	1	0	81.250%
99	HALIFAX	5/13/2015	187	182	209	190	34	133	7	8	95.789%
102	VICTORIA		1		18	16					
147 ***	KENBRIDGE	3/10/2015	42	45	47	43	0	29	11	5	104.651%
260 *	KEYSVILLE	3/25/2015	129	131	144	131	10	108	3	10	100.000%
342 *	VOLENS	11/19/2014	27	28	31	28	1	27	0	0	100.000%
<b>CDR: TOM HART(147)</b>			1483	1449	1691	1537	101	1141	71	136	94.275%

**WESTERN REGION-- SIXTH DISTRICT-- (13 Posts)**

Post	Location	Last Transmittal	Prior Year Mbrs	Curr Year Mbrs	6/3/2015 110% Target Goal	Curr Year Goal	New Mbrs	Ren Mbrs	Paid Up For Life	On-line	Per Cent of Goal
6	ROCKY MOUNT	3/10/2015	141	127	157	143	2	111	7	7	88.811%
11	BASSETT	4/8/2015	83	56	94	85	0	43	4	9	65.882%
29	DANVILLE	5/20/2015	211	176	235	214	3	158	6	9	82.243%
42 ***	MARTINSVILLE	5/13/2015	101	115	113	103	9	93	10	3	111.650%
47	CHATHAM	4/22/2015	25	25	29	26	4	17	0	4	96.154%
78 ***	MARTINSVILLE	5/13/2015	195	199	218	198	3	180	7	9	100.505%
96	CALLAWAY	12/3/2014	15	15	18	16	0	14	0	1	93.750%
105	STUART	5/20/2015	84	75	95	86	4	59	6	6	87.209%
111	ROCKY MOUNT	3/10/2015	39	36	44	40	0	20	14	2	90.000%
127	FLOYD	5/20/2015	85	82	96	87	3	63	11	5	94.253%
232 ***	GRETNA	2/25/2015	75	77	84	76	6	65	3	3	101.316%
325	DANVILLE	4/8/2015	353	334	392	356	8	290	20	16	93.820%
1097 ***	DANVILLE	5/20/2015	378	388	420	382	31	300	31	26	101.571%
<b>CDR: ROB PHELPS(325)</b>			1785	1705	1993	1812	73	1413	119	100	94.095%

**WESTERN REGION-- SEVENTH DISTRICT-- (9 Posts)**

Post	Location	Last Transmittal	Prior Year Mbrs	Curr Year Mbrs	6/3/2015 110% Target Goal	Curr Year Goal	New Mbrs	Ren Mbrs	Paid Up For Life	On-line	Per Cent of Goal
7	PULASKI	5/6/2015	150	140	167	152	7	109	13	11	92.105%
9	WYTHEVILLE	5/20/2015	157	147	175	159	10	86	42	9	92.453%
18 ***	MARION	3/10/2015	58	68	65	59	9	48	7	4	115.254%

**WESTERN REGION-- SEVENTH DISTRICT-- (9 Posts)**

Post	Location	Last Transmittal	Prior Year Mbrs	Curr Year Mbrs	6/3/2015 110% Target Goal	Curr Year Goal	New Mbrs	Ren Mbrs	Paid Up For Life	On-line	Per Cent of Goal
20	BLAND	12/23/2014	55	49	62	56	1	40	4	4	87.500%
58 ***	DUBLIN	3/17/2015	43	45	48	44	2	36	1	6	102.273%
68	NARROWS	4/29/2015	127	110	142	129	5	81	23	1	85.271%
229	RURAL RETREAT	4/15/2015	154	142	172	156	0	92	36	14	91.026%
245	GALAX	5/20/2015	174	172	194	176	11	136	11	14	97.727%
311 *	PEMBROKE	5/20/2015	59	60	66	60	3	52	4	1	100.000%
<b>CDR: ART TERRILL(68)</b>			977	933	1090	991	48	680	141	64	94.147%

**WESTERN REGION-- EIGHTH DISTRICT-- (13 Posts)**

Post	Location	Last Transmittal	Prior Year Mbrs	Curr Year Mbrs	6/3/2015 110% Target Goal	Curr Year Goal	New Mbrs	Ren Mbrs	Paid Up For Life	On-line	Per Cent of Goal
12	ABINGDON	3/2/2015	116	111	130	118	4	90	10	7	94.068%
14	POCAHONTAS	5/13/2015	97	90	109	99	0	79	6	5	90.909%
51	BRISTOL	12/2/2014	8	3	18	16	0	0	0	3	18.750%
122	BLUEFIELD	5/1/2015	33	28	37	34	0	24	3	1	82.353%
133 ***	TAZEWELL	5/20/2015	116	119	130	118	9	91	10	9	100.847%
135	DAMASCUS	5/27/2015	42	38	47	43	2	34	2	0	88.372%
164	GRUNDY	5/27/2015	473	410	525	477	0	309	88	13	85.954%
185	JONESVILLE	5/6/2015	52	51	58	53	1	36	9	5	96.226%
208	LEBANON	4/1/2015	89	84	100	91	0	68	11	5	92.308%
227	CLINTWOOD	2/11/2015	27	22	31	28	0	16	4	2	78.571%
243	NORTON	3/17/2015	109	94	122	111	3	75	10	6	84.685%
265	GATE CITY	5/27/2015	108	106	121	110	7	89	1	9	96.364%
2000	HAYSI		1		18	16					
<b>CDR: DENNIS GILBERT(208)</b>			1271	1156	1445	1314	26	911	154	65	87.976%

**WESTERN REGION-- NINTH DISTRICT-- (10 Posts)**

Post	Location	Last Transmittal	Prior Year Mbrs	Curr Year Mbrs	6/3/2015 110% Target Goal	Curr Year Goal	New Mbrs	Ren Mbrs	Paid Up For Life	On-line	Per Cent of Goal
3	ROANOKE	5/20/2015	409	377	454	413	10	275	53	39	91.283%
4	COVINGTON	4/8/2015	75	65	84	76	0	53	7	5	85.526%
19	SALEM	1/14/2015	11	10	18	16	0	8	2	0	62.500%
30	RADFORD	2/2/2015	40	39	45	41	4	22	7	6	95.122%
59 ***	CHRISTIANSBURG	4/14/2015	110	113	123	112	5	83	16	9	100.893%
80	VINTON	4/22/2015	104	97	117	106	0	76	13	8	91.509%
93	BUCHANAN	4/8/2015	63	60	70	64	4	44	7	5	93.750%
182	BLACKSBURG	2/25/2015	65	61	73	66	1	50	6	4	92.424%
240 ***	TROUTVILLE	5/20/2015	28	36	32	29	9	14	12	1	124.138%
248	ROANOKE	3/18/2015	114	102	128	116	2	70	19	11	87.931%
<b>CDR: GARLND LINKOUS(182)</b>			1019	960	1143	1039	35	695	142	88	92.397%

**WESTERN REGION-- TENTH DISTRICT-- (11 Posts)**

Post	Location	Last Transmittal	Prior Year Mbrs	Curr Year Mbrs	6/3/2015 110% Target Goal	Curr Year Goal	New Mbrs	Ren Mbrs	Paid Up For Life	On-line	Per Cent of Goal
16	LYNCHBURG	5/20/2015	1066	1041	1178	1071	115	776	43	107	97.199%
17 ***	LOVINGSTON	1/14/2015	47	50	53	48	4	39	5	2	104.167%
36	ALTAVISTA	4/16/2015	57	51	64	58	3	41	3	4	87.931%
52	BROOKNEAL	3/18/2015	47	45	53	48	1	41	1	2	93.750%
54	BEDFORD	4/22/2015	159	146	177	161	5	110	18	13	90.683%
62 ***	SMITH MTN LAKE	3/18/2015	31	33	35	32	1	16	5	11	103.125%
104	APPOMATTOX	4/1/2015	202	174	226	205	3	141	17	13	84.878%
134	DILLWYN	1/20/2015	39	36	44	40	3	31	0	2	90.000%
217	BIG ISLAND	2/23/2015	26	20	30	27	0	18	1	1	74.074%
269 ***	CUMBERLAND	3/18/2015	32	35	36	33	2	29	1	3	106.061%
274	MADISON HEIGHTS	4/29/2015	124	106	139	126	2	95	6	3	84.127%
<b>CDR: CHARLES PAYNE II(62)</b>			1830	1737	2034	1849	139	1337	100	161	93.943%

**\* POSTS EQUALING OR SURPASSING THEIR PRIOR YEAR MEMBERSHIP**

**\*\*\* POSTS EQUALING OR SURPASSING THEIR CURRENT YEAR GOAL**

**+ POSTS EQUALING OR SURPASSING THEIR TARGET GOAL**