

Dept of Virginia 2014-2015

24 Jun 2015

Finishing First in the Membership Stakes

Short on activity this week at the track but know we are aiming for a big push next week. Steward's Stable pulled a little further ahead. Be really nice to see the stables hit a 100%

The trainer race saw a little movement. Cdr Terrill and the 7th team moved up 2 places while Cdr Rovinski's 4th moved up 1 with a .6% gain.

Bright spot in the Jockey race was Cdr Hubbes' team at Post 146 entering the Winner's Circle.

Keep pushing on renewals. I know we have several more out there that have reconsidered and just need that last nudge.

If your Post has not recruited someone this season, start planning how that will change next season. We must bring in new folks to continue our programs in the future as well as train the next group of program managers.


Lewis Field,
Department Track Announcer

North - AB Brown 95.6%

West - Robert Cardwell - 93.4%

East - Al Steward - 95.7%



95%



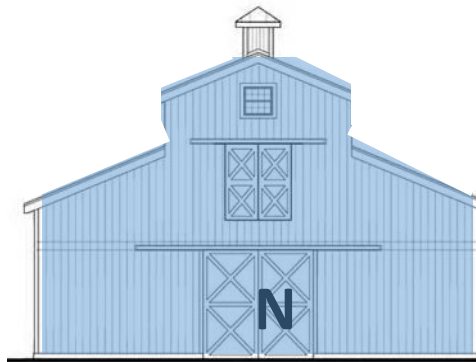
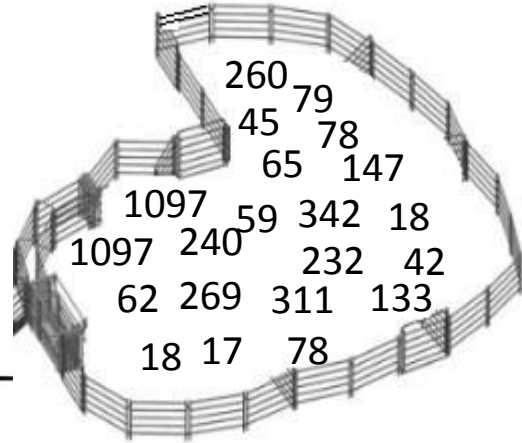
Trainers

Stable Owners

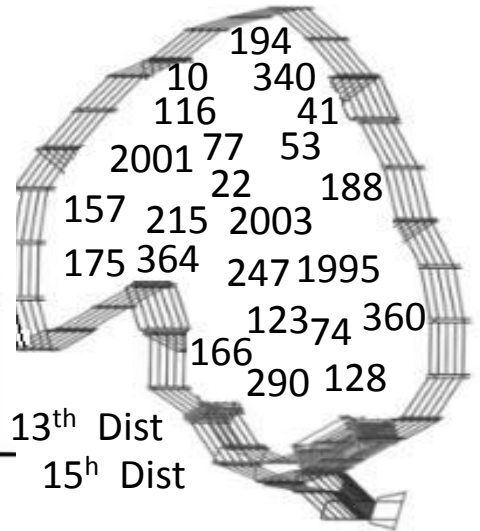
100% Jockeys



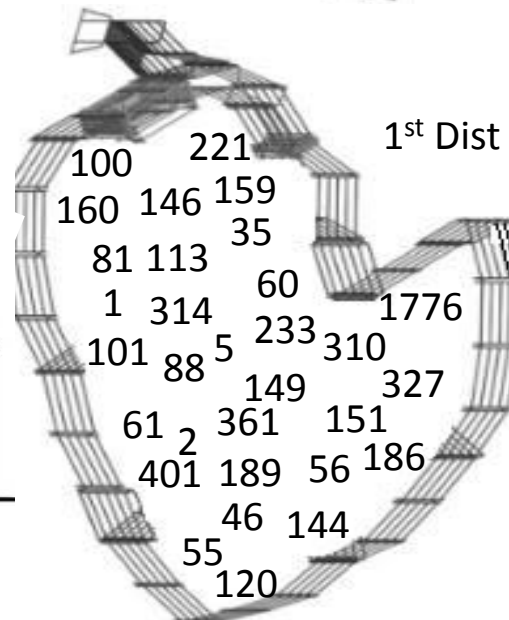
Cardwell's Corral



Brown's Bonanza



Steward's Stables



THE AMERICAN LEGION
DEPARTMENT OF VIRGINIA
REGION AND DISTRICT STANDINGS
AS OF 6/24/2015

Regional Standings

Region	Stand-ings	Prior Year Mbrs	Curr Year Mbrs	Curr Year Goal	New Mbrs	Ren Mbrs	Paid Up For Life	Online	Per Cent of Goal
EASTERN	1	12686	12335	12868	1007	8252	1191	1885	95.858%
NORTHERN	2	16286	15739	16453	1044	9920	1869	2906	95.660%
WESTERN	3	8365	7974	8542	426	6204	728	616	93.351%

District Standings

District		Prior Year Mbrs	Curr Year Mbrs	Curr Year Goal	New Mbrs	Ren Mbrs	Paid Up For Life	Online	Per Cent of Goal
FIRST	1	625	658	640	70	435	64	89	102.813%
THIRTEENTH	2	1927	1991	1950	192	1247	260	292	102.103%
FIFTEENTH	3	2139	2164	2161	128	1683	165	188	100.139%
FOURTH	4	1642	1638	1667	162	1180	124	172	98.260%
SIXTEENTH	5	4293	4250	4334	311	2468	517	954	98.062%
SECOND	6	2736	2699	2773	290	1737	171	501	97.331%
TWELFTH	7	1691	1653	1721	102	1105	167	279	96.049%
ELEVENTH	8	3103	3014	3144	184	2061	318	451	95.865%
FOURTEENTH	9	1080	1056	1107	48	793	136	79	95.393%
SEVENTH	10	977	943	991	48	690	141	64	95.156%
FIFTH	11	1483	1459	1537	103	1149	71	136	94.925%
SIXTH	12	1785	1717	1812	75	1421	120	101	94.757%
TENTH	13	1830	1734	1849	139	1333	100	162	93.780%
NINTH	14	1019	963	1039	35	698	142	88	92.685%
THIRD	15	2889	2673	2923	199	1734	347	393	91.447%
SEVENTEENTH	16	6847	6278	6901	365	3729	791	1393	90.972%
EIGHTH	17	1271	1158	1314	26	913	154	65	88.128%
TRADITIONAL:		37337	36048	37863	2477	24376	3788	5407	95.206%
POST 141:		7963	8428	9236	144	5890	493	1901	91.252%
CYBERPOST 1919:		0	0	1	0	0	0		0.000%
SUBTOTAL:		45300	44476	47100	2621	30266	4281	7308	94.429%
NEW DMS:			0	0					
OVERALL TOTAL			44476	47100					

YEAR TO DATE TOTALS AND SUMMARY

CURRENT YEAR GOAL:	47100
MEMBERSHIP AS OF 6/24/2015 :	44476
REMAINDER TO MEET GOAL:	2624

EASTERN REGION-- FIRST DISTRICT-- (4 Posts)

Post	Location	Last Transmittal	Prior Year Mbrs	Curr Year Mbrs	6/3/2015 110% Target Goal	Curr Year Goal	New Mbrs	Ren Mbrs	Paid Up For Life	On-line	Per Cent of Goal
56 ***	NORTHAMPTON	5/20/2015	231	237	257	234	29	150	16	42	101.282%
100 ***	PARKSLEY	3/4/2015	15	21	18	16	4	15	2	0	131.250%
101 *	ONANCOCK	5/20/2015	15	23	25	23	2	4	11	6	100.000%
159 ***	CHINCOTEAGUE	6/16/2015	364	377	404	367	35	266	35	41	102.725%
CDR: RALPH ORZO(56)			625	658	704	640	70	435	64	89	102.813%

EASTERN REGION-- SECOND DISTRICT-- (14 Posts)

Post	Location	Last Transmittal	Prior Year Mbrs	Curr Year Mbrs	6/3/2015 110% Target Goal	Curr Year Goal	New Mbrs	Ren Mbrs	Paid Up For Life	On-line	Per Cent of Goal
5 *	NORFOLK	4/14/2015	190	193	212	193	15	160	3	15	100.000%
35 ***	NORFOLK	6/3/2015	91	97	102	93	17	49	5	26	104.301%
37	PORTSMOUTH	12/17/2014	9	8	18	16	0	7	0	1	50.000%
60 ***	NORFOLK	6/16/2015	47	60	53	48	14	29	3	14	125.000%
81 ***	VIRGINIA BEACH	6/17/2015	13	18	18	16	6	10	2	0	112.500%
110	VIRGINIA BEACH	5/6/2015	342	316	380	345	8	199	41	68	91.594%
113 ***	PRINCESS ANNE	9/9/2014	49	52	55	50	3	43	4	2	104.000%
118	NORFOLK	3/2/2015	27	23	31	28	0	16	4	3	82.143%
190	PORTSMOUTH	6/24/2015	299	260	332	302	16	202	6	36	86.093%
204	NORFOLK	3/30/2015	53	47	59	54	0	43	1	3	87.037%
280	CHESAPEAKE	6/3/2015	431	419	479	435	25	247	28	119	96.322%
310 ***	CHURCHLAND	6/3/2015	74	87	83	75	2	59	7	19	116.000%
327 ***	NORFOLK	6/17/2015	1023	1093	1131	1028	182	652	66	193	106.323%
1992	VIRGINIA BEACH	12/9/2014	88	26	99	90	2	21	1	2	28.889%
CDR: ROD. DRUMMOND(5)			2736	2699	3050	2773	290	1737	171	501	97.331%

EASTERN REGION-- THIRD DISTRICT-- (17 Posts)

Post	Location	Last Transmittal	Prior Year Mbrs	Curr Year Mbrs	6/3/2015 110% Target Goal	Curr Year Goal	New Mbrs	Ren Mbrs	Paid Up For Life	On-line	Per Cent of Goal
25	NEWPORT NEWS	6/10/2015	332	313	369	335	22	220	31	40	93.433%
31	HAMPTON	4/16/2015	85	77	96	87	4	45	15	13	88.506%
39 *	WILLIAMSBURG	5/6/2015	102	103	114	104	6	69	9	19	99.038%
48	HAMPTON	6/10/2015	114	105	128	116	2	49	34	20	90.517%
61 *	CHARLES CITY	6/17/2015	42	43	47	43	4	37	1	1	100.000%
67 ***	HAMPTON	5/27/2015	164	167	183	166	13	118	25	11	100.602%
75	GLOUCESTER	6/17/2015	193	185	216	196	14	101	33	37	94.388%
83	MATHEWS	4/29/2015	183	177	205	186	5	139	17	16	95.161%
165	YORKTOWN	11/4/2014	22	20	25	23	1	12	6	1	86.957%
172	WEST POINT	3/18/2015	34	33	39	35	5	24	1	3	94.286%
255 *	NEWPORT NEWS	6/24/2015	97	98	109	99	3	72	5	18	98.990%
273	POQUOSON	6/10/2015	122	119	136	124	3	70	29	17	95.968%

EASTERN REGION-- THIRD DISTRICT-- (17 Posts)

Post	Location	Last Transmittal	Prior Year Mbrs	Curr Year Mbrs	6/3/2015 110% Target Goal	Curr Year Goal	New Mbrs	Ren Mbrs	Paid Up For Life	On-line	Per Cent of Goal
314 ***	AYLETT	5/20/2015	23	34	26	24	9	8	15	2	141.667%
368	NEWPORT NEWS	6/17/2015	1218	1051	1345	1223	103	681	108	159	85.936%
1776 ***	WILLIAMSBURG	3/2/2015	94	98	106	96	5	62	6	25	102.083%
1991	TABB	1/1/2015	27	24	31	28	0	15	3	6	85.714%
1997	HAMPTON	6/10/2015	37	26	42	38	0	12	9	5	68.421%
CDR: FLOYD BROWN(31)			2889	2673	3215	2923	199	1734	347	393	91.447%

EASTERN REGION-- FOURTH DISTRICT-- (14 Posts)

Post	Location	Last Transmittal	Prior Year Mbrs	Curr Year Mbrs	6/3/2015 110% Target Goal	Curr Year Goal	New Mbrs	Ren Mbrs	Paid Up For Life	On-line	Per Cent of Goal
2 ***	PETERSBURG	6/17/2015	408	421	453	412	66	266	26	63	102.184%
46 *	EMPORIA	2/11/2015	55	56	62	56	5	47	3	1	100.000%
49	SMITHFIELD	6/3/2015	182	159	204	185	6	109	19	25	85.946%
57	SUFFOLK	4/22/2015	101	93	113	103	3	78	4	8	90.291%
73	FRANKLIN	5/1/2015	119	110	133	121	2	91	11	6	90.909%
88 ***	SUFFOLK	6/1/2015	72	78	80	73	16	48	4	10	106.849%
120 ***	DISPUTANTA	4/29/2015	153	157	171	155	15	99	19	24	101.290%
146 *	HOPEWELL	6/24/2015	347	350	385	350	23	268	32	27	100.000%
149 ***	DINWIDDIE	2/11/2015	26	30	30	27	3	25	1	1	111.111%
151 ***	EMPORIA	12/18/2014	76	83	86	78	12	71	0	0	106.410%
160 *	SURRY	1/20/2015	35	36	40	36	2	27	2	5	100.000%
191	WAVERLY	6/10/2015	29	27	33	30	5	21	1	0	90.000%
264	JARRATT	12/23/2014	19	19	22	20	1	14	2	2	95.000%
276	BOYKINS	3/10/2015	20	19	23	21	3	16	0	0	90.476%
CDR: JAMES ROVINSKI(120)			1642	1638	1834	1667	162	1180	124	172	98.260%

EASTERN REGION-- ELEVENTH DISTRICT-- (20 Posts)

Post	Location	Last Transmittal	Prior Year Mbrs	Curr Year Mbrs	6/3/2015 110% Target Goal	Curr Year Goal	New Mbrs	Ren Mbrs	Paid Up For Life	On-line	Per Cent of Goal
1 ***	RICHMOND	4/8/2015	92	108	103	94	16	64	15	13	114.894%
38	RICHMOND	4/1/2015	22	19	25	23	0	17	1	1	82.609%
84	RICHMOND	5/6/2015	139	132	155	141	4	87	25	16	93.617%
87	AMELIA	6/1/2015	85	72	96	87	4	46	17	5	82.759%
91	CHESTERFIELD	1/20/2015	12	12	18	16	0	5	3	4	75.000%
108	RICHMOND	4/16/2015	43	34	48	44	0	25	4	5	77.273%
125	RICHMOND	4/8/2015	146	132	163	148	4	108	5	15	89.189%
136	ETTRICK	4/1/2015	30	27	34	31	0	26	0	1	87.097%
137	RICHMOND	6/24/2015	203	189	227	206	9	134	22	24	91.748%
144 ***	HIGHLAND SPRINGS	6/1/2015	222	229	248	225	30	152	18	29	101.778%
186 ***	MIDLOTHIAN	5/13/2015	352	357	391	355	29	232	25	71	100.563%

EASTERN REGION-- ELEVENTH DISTRICT-- (20 Posts)

Post	Location	Last Transmittal	Prior Year Mbrs	Curr Year Mbrs	6/3/2015 110% Target Goal	Curr Year Goal	New Mbrs	Ren Mbrs	Paid Up For Life	On-line	Per Cent of Goal
189 ***	RICHMOND	2/18/2015	31	38	35	32	8	18	10	2	118.750%
201	POWHATAN	3/17/2015	101	97	113	103	0	58	16	23	94.175%
210	RICHMOND	5/27/2015	29	26	33	30	1	20	2	3	86.667%
233 ***	RICHMOND	4/22/2015	57	59	64	58	4	43	5	7	101.724%
242	SANDSTON	5/20/2015	93	81	105	95	2	66	10	3	85.263%
244	GLEN ALLEN	5/1/2015	143	139	160	145	3	114	8	14	95.862%
284	COLONIAL HEIGHTS	6/16/2015	1123	1077	1241	1128	59	703	125	190	95.479%
354	RICHMOND	6/1/2015	126	126	141	128	10	97	2	17	98.438%
361 ***	RICHMOND	5/13/2015	54	60	61	55	1	46	5	8	109.091%
CDR: CHUCK TALLEY(144)			3103	3014	3458	3144	184	2061	318	451	95.865%

EASTERN REGION-- TWELFTH DISTRICT-- (13 Posts)

Post	Location	Last Transmittal	Prior Year Mbrs	Curr Year Mbrs	6/3/2015 110% Target Goal	Curr Year Goal	New Mbrs	Ren Mbrs	Paid Up For Life	On-line	Per Cent of Goal
55 ***	FREDERICKSBURG	5/20/2015	161	165	179	163	8	126	17	14	101.227%
64	TAPPAHANNOCK	6/3/2015	57	57	64	58	1	47	3	6	98.276%
82	SALUDA	2/18/2015	29	27	33	30	5	8	7	7	90.000%
86	KILMARNOCK	5/27/2015	122	118	136	124	7	83	13	15	95.161%
89	KING GEORGE	6/24/2015	212	204	237	215	13	108	28	55	94.884%
117	REEDVILLE	4/16/2015	198	169	221	201	4	132	12	21	84.080%
148	COLONIAL BEACH	6/10/2015	243	240	271	246	20	165	15	40	97.561%
221 ***	CAROLINE COUNTY	6/3/2015	60	68	67	61	9	41	8	10	111.475%
241	STORMONT	10/15/2014	9	9	18	16	0	8	0	1	56.250%
252	MONTROSS	4/8/2015	62	60	69	63	0	38	10	12	95.238%
320	SPOTSYLVANIA	6/17/2015	464	460	515	468	28	290	51	91	98.291%
329	DAHLGREN	4/22/2015	43	42	48	44	2	40	0	0	95.455%
401 ***	WARSAW	5/27/2015	31	34	35	32	5	19	3	7	106.250%
CDR: RON CURLINGS(221)			1691	1653	1893	1721	102	1105	167	279	96.049%

NORTHERN REGION-- THIRTEENTH DISTRICT-- (10 Posts)

Post	Location	Last Transmittal	Prior Year Mbrs	Curr Year Mbrs	6/3/2015 110% Target Goal	Curr Year Goal	New Mbrs	Ren Mbrs	Paid Up For Life	On-line	Per Cent of Goal
74 ***	CHARLOTTESVILLE	5/27/2015	722	751	800	727	70	441	136	104	103.301%
90	BEAVERDAM	3/18/2015	35	33	40	36	2	22	4	5	91.667%
116 ***	LOUISA	3/17/2015	91	104	102	93	11	59	12	22	111.828%
128 *	STANARDSVILLE	4/1/2015	87	89	98	89	9	66	3	11	100.000%
156	ORANGE	6/17/2015	207	185	231	210	10	137	18	20	88.095%
157 ***	MADISON	5/6/2015	139	144	155	141	22	71	20	31	102.128%
175 ***	MECHANICSVILLE	6/3/2015	314	338	349	317	30	236	23	49	106.625%
206	ASHLAND	1/14/2015	43	35	48	44	1	30	3	1	79.545%

NORTHERN REGION-- THIRTEENTH DISTRICT-- (10 Posts)

Post	Location	Last Transmittal	Prior Year Mbrs	Curr Year Mbrs	6/3/2015 110% Target Goal	Curr Year Goal	New Mbrs	Ren Mbrs	Paid Up For Life	On-line	Per Cent of Goal
215 ***	GOOCHLAND	6/10/2015	138	145	154	140	14	86	22	23	103.571%
2003 ***	FLUVANNA COUNTY	6/17/2015	151	167	168	153	23	99	19	26	109.150%
CDR: JOE DUDLEY(2003)			1927	1991	2145	1950	192	1247	260	292	102.103%

NORTHERN REGION-- FOURTEENTH DISTRICT-- (11 Posts)

Post	Location	Last Transmittal	Prior Year Mbrs	Curr Year Mbrs	6/3/2015 110% Target Goal	Curr Year Goal	New Mbrs	Ren Mbrs	Paid Up For Life	On-line	Per Cent of Goal
13	STAUNTON	6/24/2015	181	173	202	184	5	133	20	15	94.022%
27	DAYTON	4/29/2015	249	238	277	252	5	179	34	20	94.444%
76	HARRISONBURG	3/30/2015	47	46	53	48	1	37	5	3	95.833%
92	BATH COUNTY	2/11/2015	19	17	22	20	0	13	3	1	85.000%
126	BUENA VISTA	4/1/2015	99	96	111	101	1	82	9	4	95.050%
155	HIGHLAND	5/20/2015	8	7	18	16	0	6	1	0	43.750%
188 *	HARRISONBURG	5/20/2015	227	230	253	230	22	182	12	14	100.000%
222	ELKTON	9/17/2014	19	18	22	20	0	17	0	1	90.000%
278	PLAINS DISTRICT	11/12/2014	21	21	24	22	1	9	11	0	95.455%
291	LEXINGTON	2/18/2015	21	18	24	22	0	16	0	2	81.818%
340 *	EAST AUGUSTA COU	6/3/2015	189	192	211	192	13	119	41	19	100.000%
CDR: EDDIE HUMES(188)			1080	1056	1218	1107	48	793	136	79	95.393%

NORTHERN REGION-- FIFTEENTH DISTRICT-- (7 Posts)

Post	Location	Last Transmittal	Prior Year Mbrs	Curr Year Mbrs	6/3/2015 110% Target Goal	Curr Year Goal	New Mbrs	Ren Mbrs	Paid Up For Life	On-line	Per Cent of Goal
21	WINCHESTER	6/3/2015	501	477	556	505	15	391	31	40	94.455%
22 *	LURAY	3/25/2015	77	79	87	79	5	55	16	3	100.000%
41 ***	BERRYVILLE	6/16/2015	175	180	195	177	7	138	8	27	101.695%
53 ***	FRONT ROYAL	6/17/2015	406	423	451	410	23	325	41	34	103.171%
77 ***	STRASBURG	6/17/2015	310	351	344	313	56	250	19	26	112.141%
166 *	NEW MARKET	6/17/2015	178	181	199	181	10	131	25	15	100.000%
199	WOODSTOCK	6/17/2015	492	473	546	496	12	393	25	43	95.363%
CDR: F. HILLYARD(77)			2139	2164	2377	2161	128	1683	165	188	100.139%

NORTHERN REGION-- SIXTEENTH DISTRICT-- (16 Posts)

Post	Location	Last Transmittal	Prior Year Mbrs	Curr Year Mbrs	6/3/2015 110% Target Goal	Curr Year Goal	New Mbrs	Ren Mbrs	Paid Up For Life	On-line	Per Cent of Goal
10 ***	MANASSAS	6/10/2015	786	794	870	791	92	415	87	200	100.379%
28	DUMFRIES	5/6/2015	347	325	385	350	25	197	40	63	92.857%
34	LEESBURG	4/16/2015	87	76	98	89	1	45	16	14	85.393%
72	WARRENTON	6/3/2015	485	473	538	489	25	307	47	94	96.728%

NORTHERN REGION-- SIXTEENTH DISTRICT-- (16 Posts)

Post	Location	Last Transmittal	Prior Year Mbrs	Curr Year Mbrs	6/3/2015 110% Target Goal	Curr Year Goal	New Mbrs	Ren Mbrs	Paid Up For Life	On-line	Per Cent of Goal
114	MANASSAS	6/16/2015	77	70	87	79	0	47	11	12	88.608%
150	STERLING PARK	5/20/2015	106	105	119	108	1	65	12	27	97.222%
158	MANASSAS	3/25/2015	35	26	40	36	0	14	7	5	72.222%
247 ***	REMINGTON	6/17/2015	57	73	64	58	17	32	15	9	125.862%
290 ***	STAFFORD	6/24/2015	654	680	725	659	50	403	70	157	103.187%
293	PURCELLVILLE	6/1/2015	234	205	261	237	5	137	16	47	86.498%
295	MIDDLEBURG	5/1/2015	32	32	36	33	3	24	1	4	96.970%
330	CULPEPER	6/17/2015	217	199	242	220	9	136	28	26	90.455%
360 ***	WARRENTON	4/22/2015	29	31	33	30	2	21	7	1	103.333%
364 ***	WOODBIDGE	6/16/2015	953	961	1054	958	69	549	139	204	100.313%
1799	HAYMARKET	6/1/2015	132	125	147	134	3	53	10	59	93.284%
2001 ***	ASHBURN	4/1/2015	62	75	69	63	9	23	11	32	119.048%
CDR: ROBERT YOWELL(247)			4293	4250	4767	4334	311	2468	517	954	98.062%

NORTHERN REGION-- SEVENTEENTH DISTRICT-- (18 Posts)

Post	Location	Last Transmittal	Prior Year Mbrs	Curr Year Mbrs	6/3/2015 110% Target Goal	Curr Year Goal	New Mbrs	Ren Mbrs	Paid Up For Life	On-line	Per Cent of Goal
24	ALEXANDRIA	6/24/2015	742	737	822	747	52	317	91	277	98.661%
44	ARLINGTON	4/16/2015	96	83	108	98	4	46	15	18	84.694%
85	ARLINGTON	5/7/2015	199	193	222	202	17	130	18	28	95.545%
123 ***	GREENSPRING	3/10/2015	56	60	63	57	10	37	11	2	105.263%
129	ALEXANDRIA	3/10/2015	39	26	44	40	0	20	3	3	65.000%
130	FALLS CHURCH	6/10/2015	184	178	206	187	17	104	27	30	95.187%
139	ARLINGTON	6/3/2015	557	346	617	561	8	215	44	79	61.676%
162	LORTON	6/10/2015	487	459	540	491	29	305	33	92	93.483%
176	SPRINGFIELD	6/24/2015	1389	1291	1533	1394	77	770	161	283	92.611%
177 *	FAIRFAX	6/17/2015	974	975	1077	979	72	572	120	211	99.591%
180	VIENNA	6/16/2015	793	694	878	798	29	452	83	130	86.967%
184	HERNDON	6/17/2015	239	236	266	242	3	140	39	54	97.521%
194 ***	ARLINGTON	3/10/2015	54	56	61	55	6	36	11	3	101.818%
225	FALLS CHURCH	4/8/2015	39	30	44	40	0	15	9	6	75.000%
270	McLEAN	6/1/2015	367	306	407	370	6	196	55	49	82.703%
1775	FORT BELVOIR	4/16/2015	76	61	86	78	0	34	14	13	78.205%
1976	ANNANDALE	6/16/2015	405	389	450	409	31	249	32	77	95.110%
1995 ***	CENTREVILLE	5/6/2015	151	158	168	153	4	91	25	38	103.268%
CDR: C. CREDITT(129)			6847	6278	7591	6901	365	3729	791	1393	90.972%

WESTERN REGION-- FIFTH DISTRICT-- (14 Posts)

Post	Location	Last Transmittal	Prior Year Mbrs	Curr Year Mbrs	6/3/2015 110% Target Goal	Curr Year Goal	New Mbrs	Ren Mbrs	Paid Up For Life	On-line	Per Cent of Goal
------	----------	------------------	-----------------	----------------	---------------------------	----------------	----------	----------	------------------	---------	------------------

WESTERN REGION-- FIFTH DISTRICT-- (14 Posts)

Post	Location	Last Transmittal	Prior Year Mbrs	Curr Year Mbrs	6/3/2015 110% Target Goal	Curr Year Goal	New Mbrs	Ren Mbrs	Paid Up For Life	On-line	Per Cent of Goal
8	SOUTH BOSTON	6/17/2015	320	300	355	323	9	252	18	21	92.879%
32	FARMVILLE	3/2/2015	20	16	23	21	0	12	1	3	76.190%
40	BLACKSTONE	7/21/2014	4	3	18	16	0	0	3	0	18.750%
43	CHASE CITY	6/10/2015	131	119	146	133	0	106	7	6	89.474%
45 ***	CLARKSVILLE	3/17/2015	62	65	69	63	5	36	5	19	103.175%
50	CREWE	5/20/2015	68	65	76	69	4	43	3	15	94.203%
65 ***	LAWRENCEVILLE	4/15/2015	14	21	18	16	12	9	0	0	131.250%
79 *	SOUTH HILL	6/3/2015	468	472	519	472	25	386	12	49	100.000%
94 *	ALBERTA	11/19/2014	10	13	18	16	3	9	1	0	81.250%
99	HALIFAX	5/27/2015	187	181	209	190	34	132	7	8	95.263%
102	VICTORIA		1		18	16					
147 ***	KENBRIDGE	3/10/2015	42	45	47	43	0	29	11	5	104.651%
260 *	KEYSVILLE	3/25/2015	129	131	144	131	10	108	3	10	100.000%
342 *	VOLENS	11/19/2014	27	28	31	28	1	27	0	0	100.000%
CDR: TOM HART(147)			1483	1459	1691	1537	103	1149	71	136	94.925%

WESTERN REGION-- SIXTH DISTRICT-- (13 Posts)

Post	Location	Last Transmittal	Prior Year Mbrs	Curr Year Mbrs	6/3/2015 110% Target Goal	Curr Year Goal	New Mbrs	Ren Mbrs	Paid Up For Life	On-line	Per Cent of Goal
6	ROCKY MOUNT	6/10/2015	141	130	157	143	2	113	7	8	90.909%
11	BASSETT	6/10/2015	83	57	94	85	0	44	4	9	67.059%
29	DANVILLE	6/10/2015	211	178	235	214	3	160	6	9	83.178%
42 ***	MARTINSVILLE	5/13/2015	101	115	113	103	9	93	10	3	111.650%
47	CHATHAM	4/22/2015	25	25	29	26	4	17	0	4	96.154%
78 ***	MARTINSVILLE	5/13/2015	195	199	218	198	3	180	7	9	100.505%
96	CALLAWAY	12/3/2014	15	15	18	16	0	14	0	1	93.750%
105	STUART	6/16/2015	84	76	95	86	4	59	7	6	88.372%
111	ROCKY MOUNT	3/10/2015	39	36	44	40	0	20	14	2	90.000%
127	FLOYD	6/3/2015	85	84	96	87	5	63	11	5	96.552%
232 ***	GRETNA	2/25/2015	75	77	84	76	6	65	3	3	101.316%
325	DANVILLE	6/3/2015	353	336	392	356	8	292	20	16	94.382%
1097 ***	DANVILLE	6/3/2015	378	389	420	382	31	301	31	26	101.832%
CDR: ROB PHELPS(325)			1785	1717	1993	1812	75	1421	120	101	94.757%

WESTERN REGION-- SEVENTH DISTRICT-- (9 Posts)

Post	Location	Last Transmittal	Prior Year Mbrs	Curr Year Mbrs	6/3/2015 110% Target Goal	Curr Year Goal	New Mbrs	Ren Mbrs	Paid Up For Life	On-line	Per Cent of Goal
7	PULASKI	5/6/2015	150	140	167	152	7	109	13	11	92.105%
9	WYTHEVILLE	5/20/2015	157	147	175	159	10	86	42	9	92.453%
18 ***	MARION	3/10/2015	58	68	65	59	9	48	7	4	115.254%

WESTERN REGION-- SEVENTH DISTRICT-- (9 Posts)

Post	Location	Last Transmittal	Prior Year Mbrs	Curr Year Mbrs	6/3/2015 110% Target Goal	Curr Year Goal	New Mbrs	Ren Mbrs	Paid Up For Life	On-line	Per Cent of Goal
20	BLAND	12/23/2014	55	49	62	56	1	40	4	4	87.500%
58 ***	DUBLIN	3/17/2015	43	45	48	44	2	36	1	6	102.273%
68	NARROWS	6/10/2015	127	115	142	129	5	86	23	1	89.147%
229	RURAL RETREAT	6/24/2015	154	144	172	156	0	94	36	14	92.308%
245 *	GALAX	6/24/2015	174	175	194	176	11	139	11	14	99.432%
311 *	PEMBROKE	5/20/2015	59	60	66	60	3	52	4	1	100.000%
CDR: ART TERRILL(68)			977	943	1090	991	48	690	141	64	95.156%

WESTERN REGION-- EIGHTH DISTRICT-- (13 Posts)

Post	Location	Last Transmittal	Prior Year Mbrs	Curr Year Mbrs	6/3/2015 110% Target Goal	Curr Year Goal	New Mbrs	Ren Mbrs	Paid Up For Life	On-line	Per Cent of Goal
12	ABINGDON	3/2/2015	116	111	130	118	4	90	10	7	94.068%
14	POCAHONTAS	6/10/2015	97	91	109	99	0	80	6	5	91.919%
51	BRISTOL	12/2/2014	8	3	18	16	0	0	0	3	18.750%
122	BLUEFIELD	5/1/2015	33	28	37	34	0	24	3	1	82.353%
133 ***	TAZEWELL	5/20/2015	116	119	130	118	9	91	10	9	100.847%
135	DAMASCUS	5/27/2015	42	38	47	43	2	34	2	0	88.372%
164	GRUNDY	5/27/2015	473	410	525	477	0	309	88	13	85.954%
185	JONESVILLE	5/6/2015	52	51	58	53	1	36	9	5	96.226%
208	LEBANON	4/1/2015	89	84	100	91	0	68	11	5	92.308%
227	CLINTWOOD	2/11/2015	27	22	31	28	0	16	4	2	78.571%
243	NORTON	6/10/2015	109	95	122	111	3	76	10	6	85.586%
265	GATE CITY	5/27/2015	108	106	121	110	7	89	1	9	96.364%
2000	HAYSI		1		18	16					
CDR: DENNIS GILBERT(208)			1271	1158	1445	1314	26	913	154	65	88.128%

WESTERN REGION-- NINTH DISTRICT-- (10 Posts)

Post	Location	Last Transmittal	Prior Year Mbrs	Curr Year Mbrs	6/3/2015 110% Target Goal	Curr Year Goal	New Mbrs	Ren Mbrs	Paid Up For Life	On-line	Per Cent of Goal
3	ROANOKE	5/20/2015	409	377	454	413	10	275	53	39	91.283%
4	COVINGTON	4/8/2015	75	65	84	76	0	53	7	5	85.526%
19	SALEM	1/14/2015	11	10	18	16	0	8	2	0	62.500%
30	RADFORD	2/2/2015	40	39	45	41	4	22	7	6	95.122%
59 ***	CHRISTIANSBURG	6/10/2015	110	114	123	112	5	84	16	9	101.786%
80	VINTON	4/22/2015	104	97	117	106	0	76	13	8	91.509%
93	BUCHANAN	4/8/2015	63	60	70	64	4	44	7	5	93.750%
182	BLACKSBURG	2/25/2015	65	61	73	66	1	50	6	4	92.424%
240 ***	TROUTVILLE	5/20/2015	28	36	32	29	9	14	12	1	124.138%
248	ROANOKE	6/3/2015	114	104	128	116	2	72	19	11	89.655%
CDR: GARLND LINKOUS(182)			1019	963	1143	1039	35	698	142	88	92.685%

WESTERN REGION-- TENTH DISTRICT-- (11 Posts)

Post	Location	Last Transmittal	Prior Year Mbrs	Curr Year Mbrs	6/3/2015 110% Target Goal	Curr Year Goal	New Mbrs	Ren Mbrs	Paid Up For Life	On-line	Per Cent of Goal
16	LYNCHBURG	6/12/2015	1066	1038	1178	1071	115	772	43	108	96.919%
17 ***	LOVINGSTON	1/14/2015	47	50	53	48	4	39	5	2	104.167%
36	ALTAVISTA	4/16/2015	57	51	64	58	3	41	3	4	87.931%
52	BROOKNEAL	3/18/2015	47	45	53	48	1	41	1	2	93.750%
54	BEDFORD	4/22/2015	159	146	177	161	5	110	18	13	90.683%
62 ***	SMITH MTN LAKE	3/18/2015	31	33	35	32	1	16	5	11	103.125%
104	APPOMATTOX	4/1/2015	202	174	226	205	3	141	17	13	84.878%
134	DILLWYN	1/20/2015	39	36	44	40	3	31	0	2	90.000%
217	BIG ISLAND	2/23/2015	26	20	30	27	0	18	1	1	74.074%
269 ***	CUMBERLAND	3/18/2015	32	35	36	33	2	29	1	3	106.061%
274	MADISON HEIGHTS	4/29/2015	124	106	139	126	2	95	6	3	84.127%
CDR: CHARLES PAYNE II(62)			1830	1734	2034	1849	139	1333	100	162	93.780%

*** POSTS EQUALING OR SURPASSING THEIR PRIOR YEAR MEMBERSHIP**

***** POSTS EQUALING OR SURPASSING THEIR CURRENT YEAR GOAL**

+ POSTS EQUALING OR SURPASSING THEIR TARGET GOAL