

Dept of Virginia 2014-2015

1 Jul 2015

Finishing First in the Membership Stakes

We are still running nose to nose at the Stables race with Steward's Stables showing the way by an oomph.

The trainers were saving up some for next week's big push. Thanks to Cdr Rovinski and his team in the 4th for their leading gains once again this week.


The Jockey's Winner Circle gained two more Posts, both from the East. Congrats to Cdr Burden Post 255 and Cdr Hall Post 64 and their teams supporting them for hitting 100%

Let's keep preserving to get the final renewals in as we setup for a great next year. There are still many that have not renewed but may truly want to if asked again.

Make sure you've identified what is really important in life and keep that in mind.

Lewis Field,
Department Track Announcer


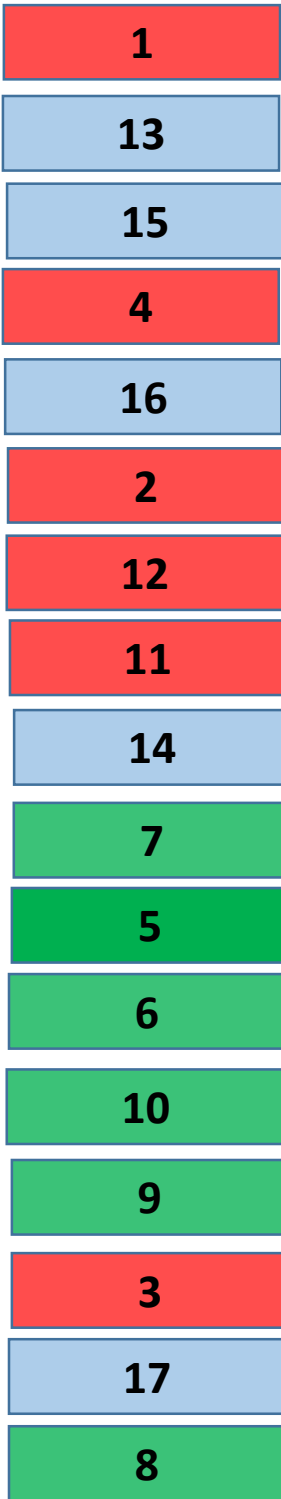
North - AB Brown 95.7%
West - Robert Cardwell - 93.4%
East - Al Steward - 95.9%




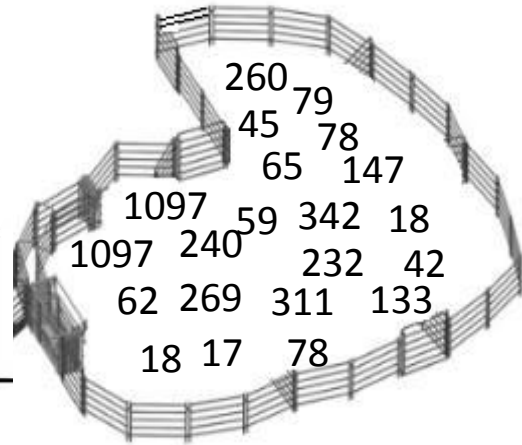
Trainers

Stable Owners


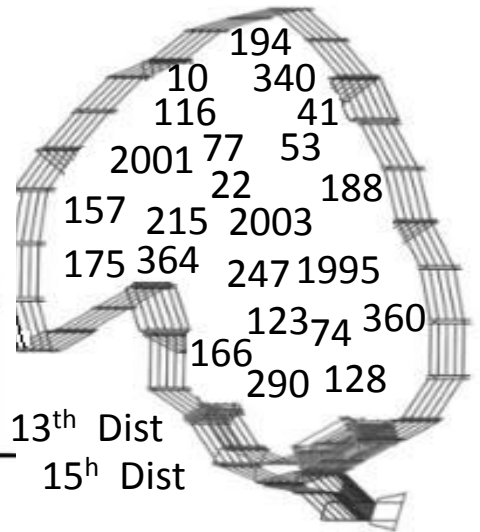
100% Jockeys



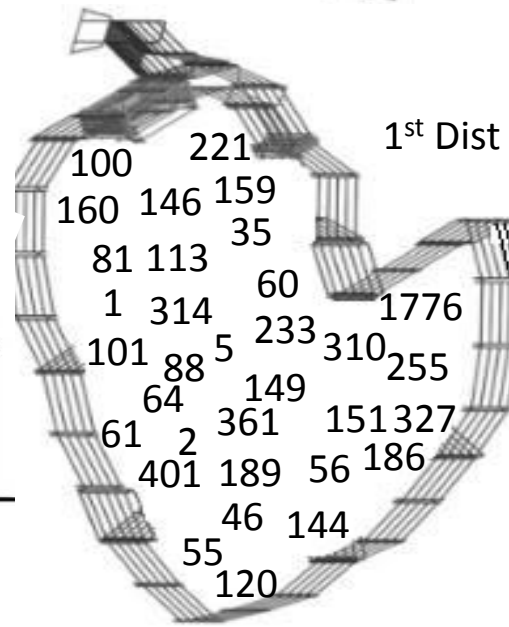
Cardwell's Corral



Brown's Bonanza



Steward's Stables



THE AMERICAN LEGION
DEPARTMENT OF VIRGINIA
REGION AND DISTRICT STANDINGS
AS OF 7/1/2015

Regional Standings

| Region | Stand-ings | Prior Year Mbrs | Curr Year Mbrs | Curr Year Goal | New Mbrs | Ren Mbrs | Paid Up For Life | Online | Per Cent of Goal |
|---------------|-------------------|------------------------|-----------------------|-----------------------|-----------------|-----------------|-------------------------|---------------|-------------------------|
| EASTERN | 1 | 12686 | 12344 | 12868 | 1009 | 8254 | 1191 | 1890 | 95.928% |
| NORTHERN | 2 | 16286 | 15749 | 16453 | 1046 | 9921 | 1869 | 2913 | 95.721% |
| WESTERN | 3 | 8365 | 7975 | 8542 | 427 | 6204 | 728 | 616 | 93.362% |

District Standings

| District | | Prior Year Mbrs | Curr Year Mbrs | Curr Year Goal | New Mbrs | Ren Mbrs | Paid Up For Life | Online | Per Cent of Goal |
|------------------------|----|------------------------|-----------------------|-----------------------|-----------------|-----------------|-------------------------|---------------|-------------------------|
| FIRST | 1 | 625 | 658 | 640 | 70 | 435 | 64 | 89 | 102.813% |
| THIRTEENTH | 2 | 1927 | 1992 | 1950 | 193 | 1246 | 260 | 293 | 102.154% |
| FIFTEENTH | 3 | 2139 | 2164 | 2161 | 128 | 1683 | 165 | 188 | 100.139% |
| FOURTH | 4 | 1642 | 1642 | 1667 | 164 | 1181 | 124 | 173 | 98.500% |
| SIXTEENTH | 5 | 4293 | 4254 | 4334 | 312 | 2469 | 517 | 956 | 98.154% |
| SECOND | 6 | 2736 | 2701 | 2773 | 290 | 1737 | 171 | 503 | 97.404% |
| TWELFTH | 7 | 1691 | 1654 | 1721 | 102 | 1105 | 167 | 280 | 96.107% |
| ELEVENTH | 8 | 3103 | 3013 | 3144 | 184 | 2060 | 318 | 451 | 95.833% |
| FOURTEENTH | 9 | 1080 | 1056 | 1107 | 48 | 793 | 136 | 79 | 95.393% |
| SEVENTH | 10 | 977 | 943 | 991 | 48 | 690 | 141 | 64 | 95.156% |
| FIFTH | 11 | 1483 | 1459 | 1537 | 103 | 1149 | 71 | 136 | 94.925% |
| SIXTH | 12 | 1785 | 1717 | 1812 | 75 | 1421 | 120 | 101 | 94.757% |
| TENTH | 13 | 1830 | 1735 | 1849 | 140 | 1333 | 100 | 162 | 93.835% |
| NINTH | 14 | 1019 | 963 | 1039 | 35 | 698 | 142 | 88 | 92.685% |
| THIRD | 15 | 2889 | 2676 | 2923 | 199 | 1736 | 347 | 394 | 91.550% |
| SEVENTEENTH | 16 | 6847 | 6283 | 6901 | 365 | 3730 | 791 | 1397 | 91.045% |
| EIGHTH | 17 | 1271 | 1158 | 1314 | 26 | 913 | 154 | 65 | 88.128% |
| TRADITIONAL: | | 37337 | 36068 | 37863 | 2482 | 24379 | 3788 | 5419 | 95.259% |
| POST 141: | | 7963 | 8439 | 9236 | 144 | 5901 | 493 | 1901 | 91.371% |
| CYBERPOST 1919: | | 0 | 0 | 1 | 0 | 0 | 0 | | 0.000% |
| SUBTOTAL: | | 45300 | 44507 | 47100 | 2626 | 30280 | 4281 | 7320 | 94.495% |
| NEW DMS: | | | 0 | 0 | | | | | |
| OVERALL TOTAL | | | 44507 | 47100 | | | | | |

YEAR TO DATE TOTALS AND SUMMARY

| | |
|------------------------------------|-------|
| CURRENT YEAR GOAL: | 47100 |
| MEMBERSHIP AS OF 7/1/2015 : | 44507 |
| REMAINDER TO MEET GOAL: | 2593 |

EASTERN REGION-- FIRST DISTRICT-- (4 Posts)

| Post | Location | Last Transmittal | Prior Year Mbrs | Curr Year Mbrs | 6/3/2015 110% Target Goal | Curr Year Goal | New Mbrs | Ren Mbrs | Paid Up For Life | On-line | Per Cent of Goal |
|----------------------------|--------------|------------------|-----------------|----------------|---------------------------|----------------|----------|----------|------------------|---------|------------------|
| 56 *** | NORTHAMPTON | 5/20/2015 | 231 | 237 | 257 | 234 | 29 | 150 | 16 | 42 | 101.282% |
| 100 *** | PARKSLEY | 3/4/2015 | 15 | 21 | 18 | 16 | 4 | 15 | 2 | 0 | 131.250% |
| 101 * | ONANCOCK | 5/20/2015 | 15 | 23 | 25 | 23 | 2 | 4 | 11 | 6 | 100.000% |
| 159 *** | CHINCOTEAGUE | 6/16/2015 | 364 | 377 | 404 | 367 | 35 | 266 | 35 | 41 | 102.725% |
| CDR: RALPH ORZO(56) | | | 625 | 658 | 704 | 640 | 70 | 435 | 64 | 89 | 102.813% |

EASTERN REGION-- SECOND DISTRICT-- (14 Posts)

| Post | Location | Last Transmittal | Prior Year Mbrs | Curr Year Mbrs | 6/3/2015 110% Target Goal | Curr Year Goal | New Mbrs | Ren Mbrs | Paid Up For Life | On-line | Per Cent of Goal |
|------------------------------|----------------|------------------|-----------------|----------------|---------------------------|----------------|----------|----------|------------------|---------|------------------|
| 5 * | NORFOLK | 4/14/2015 | 190 | 193 | 212 | 193 | 15 | 160 | 3 | 15 | 100.000% |
| 35 *** | NORFOLK | 6/3/2015 | 91 | 97 | 102 | 93 | 17 | 49 | 5 | 26 | 104.301% |
| 37 | PORTSMOUTH | 12/17/2014 | 9 | 8 | 18 | 16 | 0 | 7 | 0 | 1 | 50.000% |
| 60 *** | NORFOLK | 6/16/2015 | 47 | 60 | 53 | 48 | 14 | 29 | 3 | 14 | 125.000% |
| 81 *** | VIRGINIA BEACH | 6/17/2015 | 13 | 18 | 18 | 16 | 6 | 10 | 2 | 0 | 112.500% |
| 110 | VIRGINIA BEACH | 5/6/2015 | 342 | 316 | 380 | 345 | 8 | 199 | 41 | 68 | 91.594% |
| 113 *** | PRINCESS ANNE | 9/9/2014 | 49 | 52 | 55 | 50 | 3 | 43 | 4 | 2 | 104.000% |
| 118 | NORFOLK | 3/2/2015 | 27 | 23 | 31 | 28 | 0 | 16 | 4 | 3 | 82.143% |
| 190 | PORTSMOUTH | 7/1/2015 | 299 | 261 | 332 | 302 | 16 | 202 | 6 | 37 | 86.424% |
| 204 | NORFOLK | 3/30/2015 | 53 | 47 | 59 | 54 | 0 | 43 | 1 | 3 | 87.037% |
| 280 | CHESAPEAKE | 7/1/2015 | 431 | 420 | 479 | 435 | 25 | 247 | 28 | 120 | 96.552% |
| 310 *** | CHURCHLAND | 6/3/2015 | 74 | 87 | 83 | 75 | 2 | 59 | 7 | 19 | 116.000% |
| 327 *** | NORFOLK | 6/17/2015 | 1023 | 1093 | 1131 | 1028 | 182 | 652 | 66 | 193 | 106.323% |
| 1992 | VIRGINIA BEACH | 12/9/2014 | 88 | 26 | 99 | 90 | 2 | 21 | 1 | 2 | 28.889% |
| CDR: ROD. DRUMMOND(5) | | | 2736 | 2701 | 3050 | 2773 | 290 | 1737 | 171 | 503 | 97.404% |

EASTERN REGION-- THIRD DISTRICT-- (17 Posts)

| Post | Location | Last Transmittal | Prior Year Mbrs | Curr Year Mbrs | 6/3/2015 110% Target Goal | Curr Year Goal | New Mbrs | Ren Mbrs | Paid Up For Life | On-line | Per Cent of Goal |
|--------|--------------|------------------|-----------------|----------------|---------------------------|----------------|----------|----------|------------------|---------|------------------|
| 25 | NEWPORT NEWS | 6/10/2015 | 332 | 313 | 369 | 335 | 22 | 220 | 31 | 40 | 93.433% |
| 31 | HAMPTON | 4/16/2015 | 85 | 77 | 96 | 87 | 4 | 45 | 15 | 13 | 88.506% |
| 39 * | WILLIAMSBURG | 5/6/2015 | 102 | 103 | 114 | 104 | 6 | 69 | 9 | 19 | 99.038% |
| 48 | HAMPTON | 7/1/2015 | 114 | 106 | 128 | 116 | 2 | 50 | 34 | 20 | 91.379% |
| 61 * | CHARLES CITY | 6/17/2015 | 42 | 43 | 47 | 43 | 4 | 37 | 1 | 1 | 100.000% |
| 67 *** | HAMPTON | 5/27/2015 | 164 | 167 | 183 | 166 | 13 | 118 | 25 | 11 | 100.602% |
| 75 | GLOUCESTER | 7/1/2015 | 193 | 186 | 216 | 196 | 14 | 101 | 33 | 38 | 94.898% |
| 83 | MATHEWS | 4/29/2015 | 183 | 177 | 205 | 186 | 5 | 139 | 17 | 16 | 95.161% |
| 165 | YORKTOWN | 7/1/2015 | 22 | 21 | 25 | 23 | 1 | 13 | 6 | 1 | 91.304% |
| 172 | WEST POINT | 3/18/2015 | 34 | 33 | 39 | 35 | 5 | 24 | 1 | 3 | 94.286% |
| 255 * | NEWPORT NEWS | 7/1/2015 | 97 | 99 | 109 | 99 | 3 | 73 | 5 | 18 | 100.000% |
| 273 | POQUOSON | 6/25/2015 | 122 | 118 | 136 | 124 | 3 | 69 | 29 | 17 | 95.161% |

EASTERN REGION-- THIRD DISTRICT-- (17 Posts)

| Post | Location | Last Transmittal | Prior Year Mbrs | Curr Year Mbrs | 6/3/2015 110% Target Goal | Curr Year Goal | New Mbrs | Ren Mbrs | Paid Up For Life | On-line | Per Cent of Goal |
|-----------------------------|--------------|------------------|-----------------|----------------|---------------------------|----------------|----------|----------|------------------|---------|------------------|
| 314 *** | AYLETT | 5/20/2015 | 23 | 34 | 26 | 24 | 9 | 8 | 15 | 2 | 141.667% |
| 368 | NEWPORT NEWS | 6/17/2015 | 1218 | 1051 | 1345 | 1223 | 103 | 681 | 108 | 159 | 85.936% |
| 1776 *** | WILLIAMSBURG | 3/2/2015 | 94 | 98 | 106 | 96 | 5 | 62 | 6 | 25 | 102.083% |
| 1991 | TABB | 1/1/2015 | 27 | 24 | 31 | 28 | 0 | 15 | 3 | 6 | 85.714% |
| 1997 | HAMPTON | 6/10/2015 | 37 | 26 | 42 | 38 | 0 | 12 | 9 | 5 | 68.421% |
| CDR: FLOYD BROWN(31) | | | 2889 | 2676 | 3215 | 2923 | 199 | 1736 | 347 | 394 | 91.550% |

EASTERN REGION-- FOURTH DISTRICT-- (14 Posts)

| Post | Location | Last Transmittal | Prior Year Mbrs | Curr Year Mbrs | 6/3/2015 110% Target Goal | Curr Year Goal | New Mbrs | Ren Mbrs | Paid Up For Life | On-line | Per Cent of Goal |
|---------------------------------|------------|------------------|-----------------|----------------|---------------------------|----------------|----------|----------|------------------|---------|------------------|
| 2 *** | PETERSBURG | 7/1/2015 | 408 | 425 | 453 | 412 | 68 | 267 | 26 | 64 | 103.155% |
| 46 * | EMPORIA | 2/11/2015 | 55 | 56 | 62 | 56 | 5 | 47 | 3 | 1 | 100.000% |
| 49 | SMITHFIELD | 6/3/2015 | 182 | 159 | 204 | 185 | 6 | 109 | 19 | 25 | 85.946% |
| 57 | SUFFOLK | 4/22/2015 | 101 | 93 | 113 | 103 | 3 | 78 | 4 | 8 | 90.291% |
| 73 | FRANKLIN | 5/1/2015 | 119 | 110 | 133 | 121 | 2 | 91 | 11 | 6 | 90.909% |
| 88 *** | SUFFOLK | 6/1/2015 | 72 | 78 | 80 | 73 | 16 | 48 | 4 | 10 | 106.849% |
| 120 *** | DISPUTANTA | 4/29/2015 | 153 | 157 | 171 | 155 | 15 | 99 | 19 | 24 | 101.290% |
| 146 * | HOPEWELL | 6/24/2015 | 347 | 350 | 385 | 350 | 23 | 268 | 32 | 27 | 100.000% |
| 149 *** | DINWIDDIE | 2/11/2015 | 26 | 30 | 30 | 27 | 3 | 25 | 1 | 1 | 111.111% |
| 151 *** | EMPORIA | 12/18/2014 | 76 | 83 | 86 | 78 | 12 | 71 | 0 | 0 | 106.410% |
| 160 * | SURRY | 1/20/2015 | 35 | 36 | 40 | 36 | 2 | 27 | 2 | 5 | 100.000% |
| 191 | WAVERLY | 6/10/2015 | 29 | 27 | 33 | 30 | 5 | 21 | 1 | 0 | 90.000% |
| 264 | JARRATT | 12/23/2014 | 19 | 19 | 22 | 20 | 1 | 14 | 2 | 2 | 95.000% |
| 276 | BOYKINS | 3/10/2015 | 20 | 19 | 23 | 21 | 3 | 16 | 0 | 0 | 90.476% |
| CDR: JAMES ROVINSKI(120) | | | 1642 | 1642 | 1834 | 1667 | 164 | 1181 | 124 | 173 | 98.500% |

EASTERN REGION-- ELEVENTH DISTRICT-- (20 Posts)

| Post | Location | Last Transmittal | Prior Year Mbrs | Curr Year Mbrs | 6/3/2015 110% Target Goal | Curr Year Goal | New Mbrs | Ren Mbrs | Paid Up For Life | On-line | Per Cent of Goal |
|---------|------------------|------------------|-----------------|----------------|---------------------------|----------------|----------|----------|------------------|---------|------------------|
| 1 *** | RICHMOND | 4/8/2015 | 92 | 108 | 103 | 94 | 16 | 64 | 15 | 13 | 114.894% |
| 38 | RICHMOND | 4/1/2015 | 22 | 19 | 25 | 23 | 0 | 17 | 1 | 1 | 82.609% |
| 84 | RICHMOND | 5/6/2015 | 139 | 132 | 155 | 141 | 4 | 87 | 25 | 16 | 93.617% |
| 87 | AMELIA | 6/1/2015 | 85 | 72 | 96 | 87 | 4 | 46 | 17 | 5 | 82.759% |
| 91 | CHESTERFIELD | 1/20/2015 | 12 | 12 | 18 | 16 | 0 | 5 | 3 | 4 | 75.000% |
| 108 | RICHMOND | 4/16/2015 | 43 | 34 | 48 | 44 | 0 | 25 | 4 | 5 | 77.273% |
| 125 | RICHMOND | 4/8/2015 | 146 | 132 | 163 | 148 | 4 | 108 | 5 | 15 | 89.189% |
| 136 | ETTRICK | 4/1/2015 | 30 | 27 | 34 | 31 | 0 | 26 | 0 | 1 | 87.097% |
| 137 | RICHMOND | 6/24/2015 | 203 | 189 | 227 | 206 | 9 | 134 | 22 | 24 | 91.748% |
| 144 *** | HIGHLAND SPRINGS | 6/1/2015 | 222 | 229 | 248 | 225 | 30 | 152 | 18 | 29 | 101.778% |
| 186 *** | MIDLOTHIAN | 5/13/2015 | 352 | 357 | 391 | 355 | 29 | 232 | 25 | 71 | 100.563% |

EASTERN REGION-- ELEVENTH DISTRICT-- (20 Posts)

| Post | Location | Last Transmittal | Prior Year Mbrs | Curr Year Mbrs | 6/3/2015 110% Target Goal | Curr Year Goal | New Mbrs | Ren Mbrs | Paid Up For Life | On-line | Per Cent of Goal |
|-------------------------------|------------------|------------------|-----------------|----------------|---------------------------|----------------|----------|----------|------------------|---------|------------------|
| 189 *** | RICHMOND | 2/18/2015 | 31 | 38 | 35 | 32 | 8 | 18 | 10 | 2 | 118.750% |
| 201 | POWHATAN | 3/17/2015 | 101 | 97 | 113 | 103 | 0 | 58 | 16 | 23 | 94.175% |
| 210 | RICHMOND | 5/27/2015 | 29 | 26 | 33 | 30 | 1 | 20 | 2 | 3 | 86.667% |
| 233 *** | RICHMOND | 4/22/2015 | 57 | 59 | 64 | 58 | 4 | 43 | 5 | 7 | 101.724% |
| 242 | SANDSTON | 5/20/2015 | 93 | 81 | 105 | 95 | 2 | 66 | 10 | 3 | 85.263% |
| 244 | GLEN ALLEN | 5/1/2015 | 143 | 139 | 160 | 145 | 3 | 114 | 8 | 14 | 95.862% |
| 284 | COLONIAL HEIGHTS | 6/25/2015 | 1123 | 1076 | 1241 | 1128 | 59 | 702 | 125 | 190 | 95.390% |
| 354 | RICHMOND | 6/1/2015 | 126 | 126 | 141 | 128 | 10 | 97 | 2 | 17 | 98.438% |
| 361 *** | RICHMOND | 5/13/2015 | 54 | 60 | 61 | 55 | 1 | 46 | 5 | 8 | 109.091% |
| CDR: CHUCK TALLEY(144) | | | 3103 | 3013 | 3458 | 3144 | 184 | 2060 | 318 | 451 | 95.833% |

EASTERN REGION-- TWELFTH DISTRICT-- (13 Posts)

| Post | Location | Last Transmittal | Prior Year Mbrs | Curr Year Mbrs | 6/3/2015 110% Target Goal | Curr Year Goal | New Mbrs | Ren Mbrs | Paid Up For Life | On-line | Per Cent of Goal |
|-------------------------------|-----------------|------------------|-----------------|----------------|---------------------------|----------------|----------|----------|------------------|---------|------------------|
| 55 *** | FREDERICKSBURG | 5/20/2015 | 161 | 165 | 179 | 163 | 8 | 126 | 17 | 14 | 101.227% |
| 64 * | TAPPAHANNOCK | 7/1/2015 | 57 | 58 | 64 | 58 | 1 | 47 | 3 | 7 | 100.000% |
| 82 | SALUDA | 2/18/2015 | 29 | 27 | 33 | 30 | 5 | 8 | 7 | 7 | 90.000% |
| 86 | KILMARNOCK | 5/27/2015 | 122 | 118 | 136 | 124 | 7 | 83 | 13 | 15 | 95.161% |
| 89 | KING GEORGE | 6/24/2015 | 212 | 204 | 237 | 215 | 13 | 108 | 28 | 55 | 94.884% |
| 117 | REEDVILLE | 4/16/2015 | 198 | 169 | 221 | 201 | 4 | 132 | 12 | 21 | 84.080% |
| 148 | COLONIAL BEACH | 6/10/2015 | 243 | 240 | 271 | 246 | 20 | 165 | 15 | 40 | 97.561% |
| 221 *** | CAROLINE COUNTY | 6/3/2015 | 60 | 68 | 67 | 61 | 9 | 41 | 8 | 10 | 111.475% |
| 241 | STORMONT | 10/15/2014 | 9 | 9 | 18 | 16 | 0 | 8 | 0 | 1 | 56.250% |
| 252 | MONTROSS | 4/8/2015 | 62 | 60 | 69 | 63 | 0 | 38 | 10 | 12 | 95.238% |
| 320 | SPOTSYLVANIA | 6/17/2015 | 464 | 460 | 515 | 468 | 28 | 290 | 51 | 91 | 98.291% |
| 329 | DAHLGREN | 4/22/2015 | 43 | 42 | 48 | 44 | 2 | 40 | 0 | 0 | 95.455% |
| 401 *** | WARSAW | 5/27/2015 | 31 | 34 | 35 | 32 | 5 | 19 | 3 | 7 | 106.250% |
| CDR: RON CURLINGS(221) | | | 1691 | 1654 | 1893 | 1721 | 102 | 1105 | 167 | 280 | 96.107% |

NORTHERN REGION-- THIRTEENTH DISTRICT-- (10 Posts)

| Post | Location | Last Transmittal | Prior Year Mbrs | Curr Year Mbrs | 6/3/2015 110% Target Goal | Curr Year Goal | New Mbrs | Ren Mbrs | Paid Up For Life | On-line | Per Cent of Goal |
|---------|-----------------|------------------|-----------------|----------------|---------------------------|----------------|----------|----------|------------------|---------|------------------|
| 74 *** | CHARLOTTESVILLE | 5/27/2015 | 722 | 751 | 800 | 727 | 70 | 441 | 136 | 104 | 103.301% |
| 90 | BEAVERDAM | 3/18/2015 | 35 | 33 | 40 | 36 | 2 | 22 | 4 | 5 | 91.667% |
| 116 *** | LOUISA | 3/17/2015 | 91 | 104 | 102 | 93 | 11 | 59 | 12 | 22 | 111.828% |
| 128 * | STANARDSVILLE | 4/1/2015 | 87 | 89 | 98 | 89 | 9 | 66 | 3 | 11 | 100.000% |
| 156 | ORANGE | 6/17/2015 | 207 | 185 | 231 | 210 | 10 | 137 | 18 | 20 | 88.095% |
| 157 *** | MADISON | 7/1/2015 | 139 | 145 | 155 | 141 | 22 | 71 | 20 | 32 | 102.837% |
| 175 *** | MECHANICSVILLE | 7/1/2015 | 314 | 338 | 349 | 317 | 31 | 235 | 23 | 49 | 106.625% |
| 206 | ASHLAND | 1/14/2015 | 43 | 35 | 48 | 44 | 1 | 30 | 3 | 1 | 79.545% |

NORTHERN REGION-- THIRTEENTH DISTRICT-- (10 Posts)

| Post | Location | Last Transmittal | Prior Year Mbrs | Curr Year Mbrs | 6/3/2015 110% Target Goal | Curr Year Goal | New Mbrs | Ren Mbrs | Paid Up For Life | On-line | Per Cent of Goal |
|------------------------------|-----------------|------------------|-----------------|----------------|---------------------------|----------------|----------|----------|------------------|---------|------------------|
| 215 *** | GOOCHLAND | 6/10/2015 | 138 | 145 | 154 | 140 | 14 | 86 | 22 | 23 | 103.571% |
| 2003 *** | FLUVANNA COUNTY | 6/17/2015 | 151 | 167 | 168 | 153 | 23 | 99 | 19 | 26 | 109.150% |
| CDR: JOE DUDLEY(2003) | | | 1927 | 1992 | 2145 | 1950 | 193 | 1246 | 260 | 293 | 102.154% |

NORTHERN REGION-- FOURTEENTH DISTRICT-- (11 Posts)

| Post | Location | Last Transmittal | Prior Year Mbrs | Curr Year Mbrs | 6/3/2015 110% Target Goal | Curr Year Goal | New Mbrs | Ren Mbrs | Paid Up For Life | On-line | Per Cent of Goal |
|------------------------------|------------------|------------------|-----------------|----------------|---------------------------|----------------|----------|----------|------------------|---------|------------------|
| 13 | STAUNTON | 6/24/2015 | 181 | 173 | 202 | 184 | 5 | 133 | 20 | 15 | 94.022% |
| 27 | DAYTON | 4/29/2015 | 249 | 238 | 277 | 252 | 5 | 179 | 34 | 20 | 94.444% |
| 76 | HARRISONBURG | 3/30/2015 | 47 | 46 | 53 | 48 | 1 | 37 | 5 | 3 | 95.833% |
| 92 | BATH COUNTY | 2/11/2015 | 19 | 17 | 22 | 20 | 0 | 13 | 3 | 1 | 85.000% |
| 126 | BUENA VISTA | 4/1/2015 | 99 | 96 | 111 | 101 | 1 | 82 | 9 | 4 | 95.050% |
| 155 | HIGHLAND | 5/20/2015 | 8 | 7 | 18 | 16 | 0 | 6 | 1 | 0 | 43.750% |
| 188 * | HARRISONBURG | 5/20/2015 | 227 | 230 | 253 | 230 | 22 | 182 | 12 | 14 | 100.000% |
| 222 | ELKTON | 9/17/2014 | 19 | 18 | 22 | 20 | 0 | 17 | 0 | 1 | 90.000% |
| 278 | PLAINS DISTRICT | 11/12/2014 | 21 | 21 | 24 | 22 | 1 | 9 | 11 | 0 | 95.455% |
| 291 | LEXINGTON | 2/18/2015 | 21 | 18 | 24 | 22 | 0 | 16 | 0 | 2 | 81.818% |
| 340 * | EAST AUGUSTA COU | 6/3/2015 | 189 | 192 | 211 | 192 | 13 | 119 | 41 | 19 | 100.000% |
| CDR: EDDIE HUMES(188) | | | 1080 | 1056 | 1218 | 1107 | 48 | 793 | 136 | 79 | 95.393% |

NORTHERN REGION-- FIFTEENTH DISTRICT-- (7 Posts)

| Post | Location | Last Transmittal | Prior Year Mbrs | Curr Year Mbrs | 6/3/2015 110% Target Goal | Curr Year Goal | New Mbrs | Ren Mbrs | Paid Up For Life | On-line | Per Cent of Goal |
|-----------------------------|-------------|------------------|-----------------|----------------|---------------------------|----------------|----------|----------|------------------|---------|------------------|
| 21 | WINCHESTER | 6/3/2015 | 501 | 477 | 556 | 505 | 15 | 391 | 31 | 40 | 94.455% |
| 22 * | LURAY | 3/25/2015 | 77 | 79 | 87 | 79 | 5 | 55 | 16 | 3 | 100.000% |
| 41 *** | BERRYVILLE | 6/16/2015 | 175 | 180 | 195 | 177 | 7 | 138 | 8 | 27 | 101.695% |
| 53 *** | FRONT ROYAL | 6/17/2015 | 406 | 423 | 451 | 410 | 23 | 325 | 41 | 34 | 103.171% |
| 77 *** | STRASBURG | 6/17/2015 | 310 | 351 | 344 | 313 | 56 | 250 | 19 | 26 | 112.141% |
| 166 * | NEW MARKET | 6/17/2015 | 178 | 181 | 199 | 181 | 10 | 131 | 25 | 15 | 100.000% |
| 199 | WOODSTOCK | 6/17/2015 | 492 | 473 | 546 | 496 | 12 | 393 | 25 | 43 | 95.363% |
| CDR: F. HILLYARD(77) | | | 2139 | 2164 | 2377 | 2161 | 128 | 1683 | 165 | 188 | 100.139% |

NORTHERN REGION-- SIXTEENTH DISTRICT-- (16 Posts)

| Post | Location | Last Transmittal | Prior Year Mbrs | Curr Year Mbrs | 6/3/2015 110% Target Goal | Curr Year Goal | New Mbrs | Ren Mbrs | Paid Up For Life | On-line | Per Cent of Goal |
|--------|-----------|------------------|-----------------|----------------|---------------------------|----------------|----------|----------|------------------|---------|------------------|
| 10 *** | MANASSAS | 7/1/2015 | 786 | 797 | 870 | 791 | 93 | 417 | 87 | 200 | 100.759% |
| 28 | DUMFRIES | 7/1/2015 | 347 | 326 | 385 | 350 | 25 | 197 | 40 | 64 | 93.143% |
| 34 | LEESBURG | 4/16/2015 | 87 | 76 | 98 | 89 | 1 | 45 | 16 | 14 | 85.393% |
| 72 | WARRENTON | 6/3/2015 | 485 | 473 | 538 | 489 | 25 | 307 | 47 | 94 | 96.728% |

NORTHERN REGION-- SIXTEENTH DISTRICT-- (16 Posts)

| Post | Location | Last Transmittal | Prior Year Mbrs | Curr Year Mbrs | 6/3/2015 110% Target Goal | Curr Year Goal | New Mbrs | Ren Mbrs | Paid Up For Life | On-line | Per Cent of Goal |
|--------------------------------|---------------|------------------|-----------------|----------------|---------------------------|----------------|----------|----------|------------------|---------|------------------|
| 114 | MANASSAS | 6/16/2015 | 77 | 70 | 87 | 79 | 0 | 47 | 11 | 12 | 88.608% |
| 150 | STERLING PARK | 5/20/2015 | 106 | 105 | 119 | 108 | 1 | 65 | 12 | 27 | 97.222% |
| 158 | MANASSAS | 3/25/2015 | 35 | 26 | 40 | 36 | 0 | 14 | 7 | 5 | 72.222% |
| 247 *** | REMINGTON | 6/17/2015 | 57 | 73 | 64 | 58 | 17 | 32 | 15 | 9 | 125.862% |
| 290 *** | STAFFORD | 6/24/2015 | 654 | 680 | 725 | 659 | 50 | 403 | 70 | 157 | 103.187% |
| 293 | PURCELLVILLE | 6/1/2015 | 234 | 205 | 261 | 237 | 5 | 137 | 16 | 47 | 86.498% |
| 295 | MIDDLEBURG | 5/1/2015 | 32 | 32 | 36 | 33 | 3 | 24 | 1 | 4 | 96.970% |
| 330 | CULPEPER | 6/17/2015 | 217 | 199 | 242 | 220 | 9 | 136 | 28 | 26 | 90.455% |
| 360 *** | WARRENTON | 4/22/2015 | 29 | 31 | 33 | 30 | 2 | 21 | 7 | 1 | 103.333% |
| 364 *** | WOODBIDGE | 7/1/2015 | 953 | 961 | 1054 | 958 | 69 | 548 | 139 | 205 | 100.313% |
| 1799 | HAYMARKET | 6/1/2015 | 132 | 125 | 147 | 134 | 3 | 53 | 10 | 59 | 93.284% |
| 2001 *** | ASHBURN | 4/1/2015 | 62 | 75 | 69 | 63 | 9 | 23 | 11 | 32 | 119.048% |
| CDR: ROBERT YOWELL(247) | | | 4293 | 4254 | 4767 | 4334 | 312 | 2469 | 517 | 956 | 98.154% |

NORTHERN REGION-- SEVENTEENTH DISTRICT-- (18 Posts)

| Post | Location | Last Transmittal | Prior Year Mbrs | Curr Year Mbrs | 6/3/2015 110% Target Goal | Curr Year Goal | New Mbrs | Ren Mbrs | Paid Up For Life | On-line | Per Cent of Goal |
|-----------------------------|--------------|------------------|-----------------|----------------|---------------------------|----------------|----------|----------|------------------|---------|------------------|
| 24 | ALEXANDRIA | 6/24/2015 | 742 | 737 | 822 | 747 | 52 | 317 | 91 | 277 | 98.661% |
| 44 | ARLINGTON | 4/16/2015 | 96 | 83 | 108 | 98 | 4 | 46 | 15 | 18 | 84.694% |
| 85 | ARLINGTON | 7/1/2015 | 199 | 194 | 222 | 202 | 17 | 130 | 18 | 29 | 96.040% |
| 123 *** | GREENSPRING | 3/10/2015 | 56 | 60 | 63 | 57 | 10 | 37 | 11 | 2 | 105.263% |
| 129 | ALEXANDRIA | 3/10/2015 | 39 | 26 | 44 | 40 | 0 | 20 | 3 | 3 | 65.000% |
| 130 | FALLS CHURCH | 7/1/2015 | 184 | 180 | 206 | 187 | 17 | 104 | 27 | 32 | 96.257% |
| 139 | ARLINGTON | 6/3/2015 | 557 | 346 | 617 | 561 | 8 | 215 | 44 | 79 | 61.676% |
| 162 | LORTON | 6/10/2015 | 487 | 459 | 540 | 491 | 29 | 305 | 33 | 92 | 93.483% |
| 176 | SPRINGFIELD | 7/1/2015 | 1389 | 1292 | 1533 | 1394 | 77 | 770 | 161 | 284 | 92.683% |
| 177 * | FAIRFAX | 7/1/2015 | 974 | 976 | 1077 | 979 | 72 | 573 | 120 | 211 | 99.694% |
| 180 | VIENNA | 6/16/2015 | 793 | 694 | 878 | 798 | 29 | 452 | 83 | 130 | 86.967% |
| 184 | HERNDON | 6/17/2015 | 239 | 236 | 266 | 242 | 3 | 140 | 39 | 54 | 97.521% |
| 194 *** | ARLINGTON | 3/10/2015 | 54 | 56 | 61 | 55 | 6 | 36 | 11 | 3 | 101.818% |
| 225 | FALLS CHURCH | 4/8/2015 | 39 | 30 | 44 | 40 | 0 | 15 | 9 | 6 | 75.000% |
| 270 | McLEAN | 6/1/2015 | 367 | 306 | 407 | 370 | 6 | 196 | 55 | 49 | 82.703% |
| 1775 | FORT BELVOIR | 4/16/2015 | 76 | 61 | 86 | 78 | 0 | 34 | 14 | 13 | 78.205% |
| 1976 | ANNANDALE | 6/16/2015 | 405 | 389 | 450 | 409 | 31 | 249 | 32 | 77 | 95.110% |
| 1995 *** | CENTREVILLE | 5/6/2015 | 151 | 158 | 168 | 153 | 4 | 91 | 25 | 38 | 103.268% |
| CDR: C. CREDITT(129) | | | 6847 | 6283 | 7591 | 6901 | 365 | 3730 | 791 | 1397 | 91.045% |

WESTERN REGION-- FIFTH DISTRICT-- (14 Posts)

| Post | Location | Last Transmittal | Prior Year Mbrs | Curr Year Mbrs | 6/3/2015 110% Target Goal | Curr Year Goal | New Mbrs | Ren Mbrs | Paid Up For Life | On-line | Per Cent of Goal |
|------|----------|------------------|-----------------|----------------|---------------------------|----------------|----------|----------|------------------|---------|------------------|
|------|----------|------------------|-----------------|----------------|---------------------------|----------------|----------|----------|------------------|---------|------------------|

WESTERN REGION-- FIFTH DISTRICT-- (14 Posts)

| Post | Location | Last Transmittal | Prior Year Mbrs | Curr Year Mbrs | 6/3/2015 110% Target Goal | Curr Year Goal | New Mbrs | Ren Mbrs | Paid Up For Life | On-line | Per Cent of Goal |
|---------------------------|---------------|------------------|-----------------|----------------|---------------------------|----------------|----------|----------|------------------|---------|------------------|
| 8 | SOUTH BOSTON | 6/17/2015 | 320 | 300 | 355 | 323 | 9 | 252 | 18 | 21 | 92.879% |
| 32 | FARMVILLE | 3/2/2015 | 20 | 16 | 23 | 21 | 0 | 12 | 1 | 3 | 76.190% |
| 40 | BLACKSTONE | 7/21/2014 | 4 | 3 | 18 | 16 | 0 | 0 | 3 | 0 | 18.750% |
| 43 | CHASE CITY | 6/10/2015 | 131 | 119 | 146 | 133 | 0 | 106 | 7 | 6 | 89.474% |
| 45 *** | CLARKSVILLE | 3/17/2015 | 62 | 65 | 69 | 63 | 5 | 36 | 5 | 19 | 103.175% |
| 50 | CREWE | 5/20/2015 | 68 | 65 | 76 | 69 | 4 | 43 | 3 | 15 | 94.203% |
| 65 *** | LAWRENCEVILLE | 4/15/2015 | 14 | 21 | 18 | 16 | 12 | 9 | 0 | 0 | 131.250% |
| 79 * | SOUTH HILL | 6/3/2015 | 468 | 472 | 519 | 472 | 25 | 386 | 12 | 49 | 100.000% |
| 94 * | ALBERTA | 11/19/2014 | 10 | 13 | 18 | 16 | 3 | 9 | 1 | 0 | 81.250% |
| 99 | HALIFAX | 5/27/2015 | 187 | 181 | 209 | 190 | 34 | 132 | 7 | 8 | 95.263% |
| 102 | VICTORIA | | 1 | | 18 | 16 | | | | | |
| 147 *** | KENBRIDGE | 3/10/2015 | 42 | 45 | 47 | 43 | 0 | 29 | 11 | 5 | 104.651% |
| 260 * | KEYSVILLE | 3/25/2015 | 129 | 131 | 144 | 131 | 10 | 108 | 3 | 10 | 100.000% |
| 342 * | VOLENS | 11/19/2014 | 27 | 28 | 31 | 28 | 1 | 27 | 0 | 0 | 100.000% |
| CDR: TOM HART(147) | | | 1483 | 1459 | 1691 | 1537 | 103 | 1149 | 71 | 136 | 94.925% |

WESTERN REGION-- SIXTH DISTRICT-- (13 Posts)

| Post | Location | Last Transmittal | Prior Year Mbrs | Curr Year Mbrs | 6/3/2015 110% Target Goal | Curr Year Goal | New Mbrs | Ren Mbrs | Paid Up For Life | On-line | Per Cent of Goal |
|-----------------------------|--------------|------------------|-----------------|----------------|---------------------------|----------------|----------|----------|------------------|---------|------------------|
| 6 | ROCKY MOUNT | 6/10/2015 | 141 | 130 | 157 | 143 | 2 | 113 | 7 | 8 | 90.909% |
| 11 | BASSETT | 6/10/2015 | 83 | 57 | 94 | 85 | 0 | 44 | 4 | 9 | 67.059% |
| 29 | DANVILLE | 6/10/2015 | 211 | 178 | 235 | 214 | 3 | 160 | 6 | 9 | 83.178% |
| 42 *** | MARTINSVILLE | 5/13/2015 | 101 | 115 | 113 | 103 | 9 | 93 | 10 | 3 | 111.650% |
| 47 | CHATHAM | 4/22/2015 | 25 | 25 | 29 | 26 | 4 | 17 | 0 | 4 | 96.154% |
| 78 *** | MARTINSVILLE | 5/13/2015 | 195 | 199 | 218 | 198 | 3 | 180 | 7 | 9 | 100.505% |
| 96 | CALLAWAY | 12/3/2014 | 15 | 15 | 18 | 16 | 0 | 14 | 0 | 1 | 93.750% |
| 105 | STUART | 6/16/2015 | 84 | 76 | 95 | 86 | 4 | 59 | 7 | 6 | 88.372% |
| 111 | ROCKY MOUNT | 3/10/2015 | 39 | 36 | 44 | 40 | 0 | 20 | 14 | 2 | 90.000% |
| 127 | FLOYD | 6/3/2015 | 85 | 84 | 96 | 87 | 5 | 63 | 11 | 5 | 96.552% |
| 232 *** | GRETNA | 2/25/2015 | 75 | 77 | 84 | 76 | 6 | 65 | 3 | 3 | 101.316% |
| 325 | DANVILLE | 6/3/2015 | 353 | 336 | 392 | 356 | 8 | 292 | 20 | 16 | 94.382% |
| 1097 *** | DANVILLE | 6/3/2015 | 378 | 389 | 420 | 382 | 31 | 301 | 31 | 26 | 101.832% |
| CDR: ROB PHELPS(325) | | | 1785 | 1717 | 1993 | 1812 | 75 | 1421 | 120 | 101 | 94.757% |

WESTERN REGION-- SEVENTH DISTRICT-- (9 Posts)

| Post | Location | Last Transmittal | Prior Year Mbrs | Curr Year Mbrs | 6/3/2015 110% Target Goal | Curr Year Goal | New Mbrs | Ren Mbrs | Paid Up For Life | On-line | Per Cent of Goal |
|--------|------------|------------------|-----------------|----------------|---------------------------|----------------|----------|----------|------------------|---------|------------------|
| 7 | PULASKI | 5/6/2015 | 150 | 140 | 167 | 152 | 7 | 109 | 13 | 11 | 92.105% |
| 9 | WYTHEVILLE | 5/20/2015 | 157 | 147 | 175 | 159 | 10 | 86 | 42 | 9 | 92.453% |
| 18 *** | MARION | 3/10/2015 | 58 | 68 | 65 | 59 | 9 | 48 | 7 | 4 | 115.254% |

WESTERN REGION-- SEVENTH DISTRICT-- (9 Posts)

| Post | Location | Last Transmittal | Prior Year Mbrs | Curr Year Mbrs | 6/3/2015 110% Target Goal | Curr Year Goal | New Mbrs | Ren Mbrs | Paid Up For Life | On-line | Per Cent of Goal |
|-----------------------------|---------------|------------------|-----------------|----------------|---------------------------|----------------|----------|----------|------------------|---------|------------------|
| 20 | BLAND | 12/23/2014 | 55 | 49 | 62 | 56 | 1 | 40 | 4 | 4 | 87.500% |
| 58 *** | DUBLIN | 3/17/2015 | 43 | 45 | 48 | 44 | 2 | 36 | 1 | 6 | 102.273% |
| 68 | NARROWS | 6/10/2015 | 127 | 115 | 142 | 129 | 5 | 86 | 23 | 1 | 89.147% |
| 229 | RURAL RETREAT | 6/24/2015 | 154 | 144 | 172 | 156 | 0 | 94 | 36 | 14 | 92.308% |
| 245 * | GALAX | 6/24/2015 | 174 | 175 | 194 | 176 | 11 | 139 | 11 | 14 | 99.432% |
| 311 * | PEMBROKE | 5/20/2015 | 59 | 60 | 66 | 60 | 3 | 52 | 4 | 1 | 100.000% |
| CDR: ART TERRILL(68) | | | 977 | 943 | 1090 | 991 | 48 | 690 | 141 | 64 | 95.156% |

WESTERN REGION-- EIGHTH DISTRICT-- (13 Posts)

| Post | Location | Last Transmittal | Prior Year Mbrs | Curr Year Mbrs | 6/3/2015 110% Target Goal | Curr Year Goal | New Mbrs | Ren Mbrs | Paid Up For Life | On-line | Per Cent of Goal |
|---------------------------------|------------|------------------|-----------------|----------------|---------------------------|----------------|----------|----------|------------------|---------|------------------|
| 12 | ABINGDON | 3/2/2015 | 116 | 111 | 130 | 118 | 4 | 90 | 10 | 7 | 94.068% |
| 14 | POCAHONTAS | 6/10/2015 | 97 | 91 | 109 | 99 | 0 | 80 | 6 | 5 | 91.919% |
| 51 | BRISTOL | 12/2/2014 | 8 | 3 | 18 | 16 | 0 | 0 | 0 | 3 | 18.750% |
| 122 | BLUEFIELD | 5/1/2015 | 33 | 28 | 37 | 34 | 0 | 24 | 3 | 1 | 82.353% |
| 133 *** | TAZEWELL | 5/20/2015 | 116 | 119 | 130 | 118 | 9 | 91 | 10 | 9 | 100.847% |
| 135 | DAMASCUS | 5/27/2015 | 42 | 38 | 47 | 43 | 2 | 34 | 2 | 0 | 88.372% |
| 164 | GRUNDY | 5/27/2015 | 473 | 410 | 525 | 477 | 0 | 309 | 88 | 13 | 85.954% |
| 185 | JONESVILLE | 5/6/2015 | 52 | 51 | 58 | 53 | 1 | 36 | 9 | 5 | 96.226% |
| 208 | LEBANON | 4/1/2015 | 89 | 84 | 100 | 91 | 0 | 68 | 11 | 5 | 92.308% |
| 227 | CLINTWOOD | 2/11/2015 | 27 | 22 | 31 | 28 | 0 | 16 | 4 | 2 | 78.571% |
| 243 | NORTON | 6/10/2015 | 109 | 95 | 122 | 111 | 3 | 76 | 10 | 6 | 85.586% |
| 265 | GATE CITY | 5/27/2015 | 108 | 106 | 121 | 110 | 7 | 89 | 1 | 9 | 96.364% |
| 2000 | HAYSI | | 1 | | 18 | 16 | | | | | |
| CDR: DENNIS GILBERT(208) | | | 1271 | 1158 | 1445 | 1314 | 26 | 913 | 154 | 65 | 88.128% |

WESTERN REGION-- NINTH DISTRICT-- (10 Posts)

| Post | Location | Last Transmittal | Prior Year Mbrs | Curr Year Mbrs | 6/3/2015 110% Target Goal | Curr Year Goal | New Mbrs | Ren Mbrs | Paid Up For Life | On-line | Per Cent of Goal |
|---------------------------------|----------------|------------------|-----------------|----------------|---------------------------|----------------|----------|----------|------------------|---------|------------------|
| 3 | ROANOKE | 5/20/2015 | 409 | 377 | 454 | 413 | 10 | 275 | 53 | 39 | 91.283% |
| 4 | COVINGTON | 4/8/2015 | 75 | 65 | 84 | 76 | 0 | 53 | 7 | 5 | 85.526% |
| 19 | SALEM | 1/14/2015 | 11 | 10 | 18 | 16 | 0 | 8 | 2 | 0 | 62.500% |
| 30 | RADFORD | 2/2/2015 | 40 | 39 | 45 | 41 | 4 | 22 | 7 | 6 | 95.122% |
| 59 *** | CHRISTIANSBURG | 6/10/2015 | 110 | 114 | 123 | 112 | 5 | 84 | 16 | 9 | 101.786% |
| 80 | VINTON | 4/22/2015 | 104 | 97 | 117 | 106 | 0 | 76 | 13 | 8 | 91.509% |
| 93 | BUCHANAN | 4/8/2015 | 63 | 60 | 70 | 64 | 4 | 44 | 7 | 5 | 93.750% |
| 182 | BLACKSBURG | 2/25/2015 | 65 | 61 | 73 | 66 | 1 | 50 | 6 | 4 | 92.424% |
| 240 *** | TROUTVILLE | 5/20/2015 | 28 | 36 | 32 | 29 | 9 | 14 | 12 | 1 | 124.138% |
| 248 | ROANOKE | 6/3/2015 | 114 | 104 | 128 | 116 | 2 | 72 | 19 | 11 | 89.655% |
| CDR: GARLND LINKOUS(182) | | | 1019 | 963 | 1143 | 1039 | 35 | 698 | 142 | 88 | 92.685% |

WESTERN REGION-- TENTH DISTRICT-- (11 Posts)

| Post | Location | Last Transmittal | Prior Year Mbrs | Curr Year Mbrs | 6/3/2015 110% Target Goal | Curr Year Goal | New Mbrs | Ren Mbrs | Paid Up For Life | On-line | Per Cent of Goal |
|----------------------------------|-----------------|------------------|-----------------|----------------|---------------------------|----------------|----------|----------|------------------|---------|------------------|
| 16 | LYNCHBURG | 7/1/2015 | 1066 | 1039 | 1178 | 1071 | 116 | 772 | 43 | 108 | 97.012% |
| 17 *** | LOVINGSTON | 1/14/2015 | 47 | 50 | 53 | 48 | 4 | 39 | 5 | 2 | 104.167% |
| 36 | ALTAVISTA | 4/16/2015 | 57 | 51 | 64 | 58 | 3 | 41 | 3 | 4 | 87.931% |
| 52 | BROOKNEAL | 3/18/2015 | 47 | 45 | 53 | 48 | 1 | 41 | 1 | 2 | 93.750% |
| 54 | BEDFORD | 4/22/2015 | 159 | 146 | 177 | 161 | 5 | 110 | 18 | 13 | 90.683% |
| 62 *** | SMITH MTN LAKE | 3/18/2015 | 31 | 33 | 35 | 32 | 1 | 16 | 5 | 11 | 103.125% |
| 104 | APPOMATTOX | 4/1/2015 | 202 | 174 | 226 | 205 | 3 | 141 | 17 | 13 | 84.878% |
| 134 | DILLWYN | 1/20/2015 | 39 | 36 | 44 | 40 | 3 | 31 | 0 | 2 | 90.000% |
| 217 | BIG ISLAND | 2/23/2015 | 26 | 20 | 30 | 27 | 0 | 18 | 1 | 1 | 74.074% |
| 269 *** | CUMBERLAND | 3/18/2015 | 32 | 35 | 36 | 33 | 2 | 29 | 1 | 3 | 106.061% |
| 274 | MADISON HEIGHTS | 4/29/2015 | 124 | 106 | 139 | 126 | 2 | 95 | 6 | 3 | 84.127% |
| CDR: CHARLES PAYNE II(62) | | | 1830 | 1735 | 2034 | 1849 | 140 | 1333 | 100 | 162 | 93.835% |

*** POSTS EQUALING OR SURPASSING THEIR PRIOR YEAR MEMBERSHIP**

***** POSTS EQUALING OR SURPASSING THEIR CURRENT YEAR GOAL**

+ POSTS EQUALING OR SURPASSING THEIR TARGET GOAL