
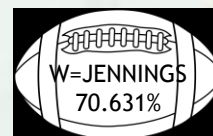




# “100% for 100 YEARS”

## “TOUCHDOWN”



### Department of Virginia **TEAM VIRGINIA**

October 31, 2018

The Department of Virginia gained yardage on a short run from our last report. Our Department membership is 63.915% of goal. Overall, most Districts met the 65% goal. We are in a strong position to meet the 65% by 11/7/2018, which is next week.

Western Department Vice Commander Jennings remains in the lead with 70.631%. Northern Department Vice Commander Joe Dudley follows with 65.798% and Eastern Department Vice Commander Johnny Baker with 62.071%.

We have another Quarterback with a **TOUCHDOWN!** Post 240 in Troutville, Commander Gaboy and members made 100%. **Congratulations!** They are in the 9<sup>th</sup> District.

Four of the top 5 positions are in the Western Region...the 15<sup>th</sup>, which is 5<sup>th</sup> place, is in the North.

Since the last cover page, two Coaches (Districts) made noticeable advances. Tenth District moved 3 positions upwards to 4<sup>th</sup> place. The 11<sup>th</sup> District jumped 2 positions—great work by both.

Please be sure to process all memberships and timely mail to avoid delayed holiday mail service.

In the last Cover Page we mentioned all Posts meeting or exceeding goal and to use last year's corresponding membership as your guide. Last year's report is on the Department website...just quarry 2017 membership report.

For God and Country,

A.B. Brown, Membership

*As of 10/28/2018, Our National Position was 18*

58, 329, 342, 94, 240

- 7<sup>th</sup>
- 8<sup>th</sup>
- 9<sup>th</sup>
- 10<sup>th</sup>
- 15<sup>th</sup>
- 13<sup>th</sup>
- 5<sup>th</sup>
- 14<sup>th</sup>
- 4<sup>th</sup>
- 11<sup>th</sup>
- 17<sup>th</sup>
- 6<sup>th</sup>
- 12<sup>th</sup>
- 16<sup>th</sup>
- 3<sup>rd</sup>
- 1<sup>st</sup>
- 2<sup>nd</sup>



#### TOUCHDOWNS



**THE AMERICAN LEGION**  
**DEPARTMENT OF VIRGINIA**  
**REGION AND DISTRICT STANDINGS**  
**AS OF 10/31/2018**

**Regional Standings**

<b>Region</b>	<b>Stand-ings</b>	<b>Prior Year Mbrs</b>	<b>Curr Year Mbrs</b>	<b>Curr Year Goal</b>	<b>New Mbrs</b>	<b>Ren Mbrs</b>	<b>Paid Up For Life</b>	<b>Online</b>	<b>Per Cent of Goal</b>
WESTERN	1	6971	4971	7038	158	3847	668	298	70.631%
NORTHERN	2	14938	9873	15005	380	5769	2109	1615	65.798%
EASTERN	3	11598	7258	11693	329	4659	1332	938	62.071%

**District Standings**

<b>District</b>		<b>Prior Year Mbrs</b>	<b>Curr Year Mbrs</b>	<b>Curr Year Goal</b>	<b>New Mbrs</b>	<b>Ren Mbrs</b>	<b>Paid Up For Life</b>	<b>Online</b>	<b>Per Cent of Goal</b>
SEVENTH	1	778	617	787	26	450	113	28	78.399%
EIGHTH	2	1045	772	1057	17	579	146	30	73.037%
NINTH	3	818	593	827	13	418	125	37	71.705%
TENTH	4	1567	1121	1578	52	883	95	91	71.039%
FIFTEENTH	5	1854	1314	1861	28	1013	168	105	70.607%
THIRTEENTH	6	2038	1445	2048	54	934	274	183	70.557%
FIFTH	7	1275	901	1288	34	717	77	73	69.953%
FOURTEENTH	8	861	583	876	9	413	123	38	66.553%
FOURTH	9	1457	958	1471	34	686	150	88	65.126%
ELEVENTH	10	2802	1842	2831	60	1221	336	225	65.065%
SEVENTEENTH	11	5949	3864	5967	116	2075	906	767	64.756%
SIXTH	12	1488	967	1501	16	800	112	39	64.424%
TWELFTH	13	1531	976	1549	43	632	172	129	63.008%
SIXTEENTH	14	4236	2667	4253	173	1334	638	522	62.709%
THIRD	15	2495	1510	2511	53	904	359	194	60.135%
FIRST	16	608	363	612	10	225	64	64	59.314%
SECOND	17	2705	1609	2719	129	991	251	238	59.176%
<b>TRADITIONAL:</b>		33507	22102	33736	867	14275	4109	2851	65.515%
<b>POST 141:</b>		8062	4303	7577	24	2572	680	1027	56.790%
<b>CYBERPOST 1919:</b>	1	1	1	1	0	1	0		100.000%
<b>SUBTOTAL:</b>		41570	26406	41314	891	16848	4789	3878	63.915%
<b>NEW DMS:</b>			0	0					
<b>OVERALL TOTAL</b>			26406	41314					

**YEAR TO DATE TOTALS AND SUMMARY**

<b>CURRENT YEAR GOAL:</b>	41314
<b>MEMBERSHIP AS OF 10/31/2018 :</b>	26406
<b>REMAINDER TO MEET GOAL:</b>	14908

**EASTERN REGION-- FIRST DISTRICT-- (4 Posts)**

Post	Location	Last Transmittal	Prior Year Mbrs	Curr Year Mbrs	11/7/2018 65% Target Goal	Curr Year Goal	New Mbrs	Ren Mbrs	Paid Up For Life	On-line	Per Cent of Goal
56	NORTHAMPTON	10/31/2018	243	158	159	244	5	100	20	33	64.754%
100	PARKSLEY	10/17/2018	31	16	21	32	1	5	5	5	50.000%
101	ONANCOCK	9/10/2018	17	7	12	18	0	0	7	0	38.889%
159	CHINCOTEAGUE	10/17/2018	317	182	207	318	4	120	32	26	57.233%
<b>CDR: JAMES RUSSELL</b>			608	363	398	612	10	225	64	64	59.314%

**EASTERN REGION-- SECOND DISTRICT-- (14 Posts)**

Post	Location	Last Transmittal	Prior Year Mbrs	Curr Year Mbrs	11/7/2018 65% Target Goal	Curr Year Goal	New Mbrs	Ren Mbrs	Paid Up For Life	On-line	Per Cent of Goal
5	NORFOLK	10/19/2018	115	55	75	116	13	25	11	6	47.414%
35 +	NORFOLK	10/31/2018	90	65	59	91	8	33	6	18	71.429%
37	NORFOLK	10/24/2018	289	146	189	290	51	84	6	5	50.345%
60	NORFOLK	10/23/2018	59	31	39	60	0	18	4	9	51.667%
81 +	VIRGINIA BEACH	10/11/2018	22	22	15	23	2	15	5	0	95.652%
110 +	VIRGINIA BEACH	10/31/2018	346	228	226	347	0	137	54	37	65.706%
113 +	PRINCESS ANNE	10/31/2018	66	56	44	67	2	32	7	15	83.582%
118	NORFOLK	9/10/2018	18	5	12	19	0	0	3	2	26.316%
190	PORTSMOUTH	10/16/2018	256	123	167	257	7	94	15	7	47.860%
204	NORFOLK	10/31/2018	47	27	31	48	0	25	0	2	56.250%
280	CHESAPEAKE	10/31/2018	406	251	265	407	10	137	56	48	61.671%
310 +	CHURCHLAND	9/19/2018	65	45	43	66	0	30	6	9	68.182%
327	NORFOLK	10/31/2018	900	536	586	901	28	352	76	80	59.489%
1992 +	VIRGINIA BEACH	10/31/2018	26	19	18	27	8	9	2	0	70.370%
<b>CDR: JOHN SCHENK, SR (327)</b>			2705	1609	1767	2719	129	991	251	238	59.176%

**EASTERN REGION-- THIRD DISTRICT-- (16 Posts)**

Post	Location	Last Transmittal	Prior Year Mbrs	Curr Year Mbrs	11/7/2018 65% Target Goal	Curr Year Goal	New Mbrs	Ren Mbrs	Paid Up For Life	On-line	Per Cent of Goal
25	NEWPORT NEWS	10/23/2018	405	263	264	406	27	157	43	36	64.778%
31 +	HAMPTON	10/24/2018	63	42	42	64	0	21	15	6	65.625%
39 +	WILLIAMSBURG	10/31/2018	106	74	70	107	0	45	14	15	69.159%
48 +	HAMPTON	9/19/2018	96	64	63	97	0	28	25	11	65.979%
61 +	CHARLES CITY	10/31/2018	41	28	27	42	1	24	1	2	66.667%
67	HAMPTON	10/23/2018	178	86	116	179	3	49	31	3	48.045%
75 +	GLOUCESTER	10/31/2018	185	122	121	186	7	69	35	11	65.591%
83 +	MATHEWS	10/31/2018	166	114	109	167	1	84	18	11	68.263%
165	YORKTOWN	10/23/2018	29	19	20	30	0	11	5	3	63.333%
172	WEST POINT	10/15/2018	16	3	11	17	0	0	3	0	17.647%
273 +	POQUOSON	9/19/2018	127	87	83	128	3	47	28	9	67.969%
314 +	AYLETT	9/25/2018	29	26	20	30	1	12	10	3	86.667%

**EASTERN REGION-- THIRD DISTRICT-- (16 Posts)**

Post	Location	Last Transmittal	Prior Year Mbrs	Curr Year Mbrs	11/7/2018 65% Target Goal	Curr Year Goal	New Mbrs	Ren Mbrs	Paid Up For Life	On-line	Per Cent of Goal
368	NEWPORT NEWS	10/24/2018	911	500	593	912	10	310	108	72	54.825%
1776	WILLIAMSBURG	10/16/2018	84	46	55	85	0	27	11	8	54.118%
1991 +	TABB	9/19/2018	39	28	26	40	0	20	4	4	70.000%
1997	HAMPTON	9/10/2018	20	8	14	21	0	0	8	0	38.095%
<b>CDR: RICHARD WARD (75)</b>			2495	1510	1632	2511	53	904	359	194	60.135%

**EASTERN REGION-- FOURTH DISTRICT-- (14 Posts)**

Post	Location	Last Transmittal	Prior Year Mbrs	Curr Year Mbrs	11/7/2018 65% Target Goal	Curr Year Goal	New Mbrs	Ren Mbrs	Paid Up For Life	On-line	Per Cent of Goal
2	PETERSBURG	10/31/2018	368	192	240	369	12	122	38	20	52.033%
46	EMPORIA	10/31/2018	33	17	22	34	0	14	2	1	50.000%
49 +	SMITHFIELD	10/23/2018	154	111	101	155	2	84	13	12	71.613%
57	SUFFOLK	10/2/2018	77	48	51	78	1	38	5	4	61.538%
73 +	FRANKLIN	10/3/2018	81	58	53	82	0	41	11	6	70.732%
88 +	SUFFOLK	10/31/2018	78	53	51	79	2	31	11	9	67.089%
120	DISPUTANTA	10/19/2018	126	82	83	127	6	48	21	7	64.567%
146 +	HOPEWELL	10/17/2018	343	261	224	344	8	200	36	17	75.872%
149 +	DINWIDDIE	9/11/2018	33	24	22	34	0	17	3	4	70.588%
151	EMPORIA	9/26/2018	72	43	47	73	0	39	3	1	58.904%
160 +	SURRY	10/31/2018	40	36	27	41	3	23	5	5	87.805%
191 +	WAVERLY	10/17/2018	14	10	10	15	0	8	0	2	66.667%
264	JARRATT	9/10/2018	20	12	14	21	0	10	2	0	57.143%
276	BOYKINS	9/19/2018	18	11	12	19	0	11	0	0	57.895%
<b>CDR: M COMBO-FARRIS(120)</b>			1457	958	956	1471	34	686	150	88	65.126%

**EASTERN REGION-- ELEVENTH DISTRICT-- (20 Posts)**

Post	Location	Last Transmittal	Prior Year Mbrs	Curr Year Mbrs	11/7/2018 65% Target Goal	Curr Year Goal	New Mbrs	Ren Mbrs	Paid Up For Life	On-line	Per Cent of Goal
1	RICHMOND	10/2/2018	141	46	92	142	1	20	18	7	32.394%
38	RICHMOND	10/11/2018	19	11	13	20	0	9	1	1	55.000%
84 +	RICHMOND	10/31/2018	117	78	77	118	3	50	19	6	66.102%
87 +	AMELIA	10/24/2018	50	36	33	51	0	26	10	0	70.588%
91	CHESTERFIELD	10/16/2018	5	4	10	15	0	0	2	2	26.667%
108	RICHMOND	9/25/2018	20	12	14	21	0	9	3	0	57.143%
125	RICHMOND	10/24/2018	104	43	68	105	4	32	6	1	40.952%
136 +	ETTRICK	10/31/2018	19	19	13	20	0	17	0	2	95.000%
137	RICHMOND	10/19/2018	153	88	100	154	2	57	20	9	57.143%
144 +	HIGHLAND SPRINGS	10/31/2018	187	127	122	188	8	87	20	12	67.553%
186 +	MIDLOTHIAN	10/24/2018	369	245	241	370	7	164	36	38	66.216%
189	RICHMOND	9/10/2018	26	13	18	27	0	6	7	0	48.148%

**EASTERN REGION-- ELEVENTH DISTRICT-- (20 Posts)**

Post	Location	Last Transmittal	Prior Year Mbrs	Curr Year Mbrs	11/7/2018 65% Target Goal	Curr Year Goal	New Mbrs	Ren Mbrs	Paid Up For Life	On-line	Per Cent of Goal
201 +	POWHATAN	10/11/2018	100	76	66	101	1	53	16	6	75.248%
210	RICHMOND	10/31/2018	14	9	10	15	0	6	2	1	60.000%
233 +	RICHMOND	9/19/2018	59	47	39	60	0	39	7	1	78.333%
242 +	SANDSTON	10/23/2018	71	58	47	72	2	48	7	1	80.556%
244 +	GLEN ALLEN	9/25/2018	109	84	72	110	0	64	7	13	76.364%
284 +	COLONIAL HEIGHTS	10/31/2018	1075	751	699	1076	29	474	147	101	69.796%
354	RICHMOND	10/31/2018	124	70	81	125	3	46	3	18	56.000%
361	RICHMOND	10/19/2018	40	25	27	41	0	14	5	6	60.976%
<b>CDR: JAMES WALSH (244)</b>			2802	1842	1840	2831	60	1221	336	225	65.065%

**EASTERN REGION-- TWELFTH DISTRICT-- (14 Posts)**

Post	Location	Last Transmittal	Prior Year Mbrs	Curr Year Mbrs	11/7/2018 65% Target Goal	Curr Year Goal	New Mbrs	Ren Mbrs	Paid Up For Life	On-line	Per Cent of Goal
55	FREDERICKSBURG	10/24/2018	227	129	148	228	5	93	22	9	56.579%
64 +	TAPPAHANNOCK	10/24/2018	45	31	30	46	0	20	3	8	67.391%
82	SALUDA	9/10/2018	23	10	16	24	0	1	6	3	41.667%
86 +	KILMARNOCK	10/31/2018	75	60	49	76	1	37	12	10	78.947%
89 +	KING GEORGE	10/19/2018	162	107	106	163	1	57	33	16	65.644%
115	FARNHAM	10/31/2018	18	5	12	19	1	4	0	0	26.316%
117 +	REEDVILLE	9/26/2018	127	101	83	128	1	85	10	5	78.906%
148 +	COLONIAL BEACH	10/24/2018	279	207	182	280	24	148	16	19	73.929%
221 +	CAROLINE COUNTY	10/31/2018	38	28	25	39	0	18	4	6	71.795%
241 *	STORMONT	9/4/2018	10	11	10	15	2	9	0	0	73.333%
252 +	MONTROSS	10/11/2018	60	48	40	61	0	34	10	4	78.689%
320	SPOTSYLVANIA	10/16/2018	381	178	248	382	7	76	49	46	46.597%
329 *	DAHLGREN	9/11/2018	40	41	27	41	1	38	2	0	100.000%
401	WARSAW	10/19/2018	46	20	31	47	0	12	5	3	42.553%
<b>CDR: DONNELL JOHNSON (5)</b>			1531	976	1007	1549	43	632	172	129	63.008%

**NORTHERN REGION-- THIRTEENTH DISTRICT-- (10 Posts)**

Post	Location	Last Transmittal	Prior Year Mbrs	Curr Year Mbrs	11/7/2018 65% Target Goal	Curr Year Goal	New Mbrs	Ren Mbrs	Paid Up For Life	On-line	Per Cent of Goal
74 +	CHARLOTTESVILLE	10/31/2018	797	600	519	798	20	380	139	61	75.188%
90	BEAVERDAM	10/11/2018	58	35	38	59	0	23	5	7	59.322%
116 +	LOUISA	10/16/2018	122	86	80	123	2	54	13	17	69.919%
128 +	STANARDSVILLE	10/31/2018	92	92	60	93	3	79	4	6	98.925%
156 +	ORANGE	10/17/2018	173	114	113	174	4	83	19	8	65.517%
157 +	MADISON	10/24/2018	129	86	85	130	3	50	18	15	66.154%
175 +	MECHANICSVILLE	10/31/2018	333	224	217	334	7	148	34	35	67.066%
206	ASHLAND	9/25/2018	35	20	23	36	0	14	5	1	55.556%

**NORTHERN REGION-- THIRTEENTH DISTRICT-- (10 Posts)**

Post	Location	Last Transmittal	Prior Year Mbrs	Curr Year Mbrs	11/7/2018 65% Target Goal	Curr Year Goal	New Mbrs	Ren Mbrs	Paid Up For Life	On-line	Per Cent of Goal
215 +	GOOCHLAND	10/11/2018	140	93	92	141	4	51	21	17	65.957%
2003	FLUVANNA COUNTY	10/23/2018	159	95	104	160	11	52	16	16	59.375%
<b>CDR: PHIL GRIMM (74)</b>			2038	1445	1331	2048	54	934	274	183	70.557%

**NORTHERN REGION-- FOURTEENTH DISTRICT-- (10 Posts)**

Post	Location	Last Transmittal	Prior Year Mbrs	Curr Year Mbrs	11/7/2018 65% Target Goal	Curr Year Goal	New Mbrs	Ren Mbrs	Paid Up For Life	On-line	Per Cent of Goal
13 +	STAUNTON	10/3/2018	165	112	111	171	1	83	17	11	65.497%
27 +	DAYTON	10/31/2018	192	137	125	193	1	104	26	6	70.984%
76	HARRISONBURG	9/10/2018	35	15	23	36	0	10	5	0	41.667%
92	BATH COUNTY	9/10/2018	14	8	10	15	0	5	3	0	53.333%
126 +	BUENA VISTA	10/31/2018	78	62	51	79	2	50	8	2	78.481%
188	HARRISONBURG	10/17/2018	176	91	115	177	4	72	10	5	51.412%
222 +	ELKTON	9/25/2018	14	12	10	15	0	11	0	1	80.000%
278 +	PLAINS DISTRICT	9/10/2018	21	19	14	22	0	0	19	0	86.364%
291 +	LEXINGTON	9/19/2018	14	10	10	15	0	8	0	2	66.667%
340 +	EAST AUGUSTA COU	10/31/2018	152	117	99	153	1	70	35	11	76.471%
<b>CDR: JOE MCGUGAN(340)</b>			861	583	569	876	9	413	123	38	66.553%

**NORTHERN REGION-- FIFTEENTH DISTRICT-- (7 Posts)**

Post	Location	Last Transmittal	Prior Year Mbrs	Curr Year Mbrs	11/7/2018 65% Target Goal	Curr Year Goal	New Mbrs	Ren Mbrs	Paid Up For Life	On-line	Per Cent of Goal
21 +	WINCHESTER	10/31/2018	455	330	296	456	14	257	41	18	72.368%
22 +	LURAY	10/31/2018	70	50	46	71	1	32	13	4	70.423%
41 +	BERRYVILLE	10/16/2018	173	146	113	174	2	116	5	23	83.908%
53	FRONT ROYAL	10/17/2018	339	201	221	340	1	145	38	17	59.118%
77 +	STRASBURG	10/23/2018	280	215	183	281	9	176	18	12	76.512%
166 +	NEW MARKET	10/17/2018	147	99	96	148	0	70	24	5	66.892%
199 +	WOODSTOCK	10/31/2018	390	273	254	391	1	217	29	26	69.821%
<b>CDR: G. NELSON RITTER (21)</b>			1854	1314	1210	1861	28	1013	168	105	70.607%

**NORTHERN REGION-- SIXTEENTH DISTRICT-- (17 Posts)**

Post	Location	Last Transmittal	Prior Year Mbrs	Curr Year Mbrs	11/7/2018 65% Target Goal	Curr Year Goal	New Mbrs	Ren Mbrs	Paid Up For Life	On-line	Per Cent of Goal
10 +	MANASSAS	10/31/2018	789	528	514	790	28	289	106	105	66.835%
28 +	TRIANGLE	10/24/2018	276	188	180	277	15	99	43	31	67.870%
34 +	LEESBURG	10/16/2018	89	61	59	90	0	27	22	12	67.778%
72	WARRENTON	10/23/2018	417	112	272	418	11	1	55	45	26.794%
114 +	MANASSAS	10/19/2018	57	43	38	58	5	25	13	0	74.138%

**NORTHERN REGION-- SIXTEENTH DISTRICT-- (17 Posts)**

Post	Location	Last Transmittal	Prior Year Mbrs	Curr Year Mbrs	11/7/2018 65% Target Goal	Curr Year Goal	New Mbrs	Ren Mbrs	Paid Up For Life	On-line	Per Cent of Goal
150 +	STERLING PARK	10/11/2018	94	68	62	95	1	40	16	11	71.579%
158	MANASSAS	9/10/2018	28	18	19	29	0	13	5	0	62.069%
247	REMINGTON	10/16/2018	93	57	61	94	2	17	25	13	60.638%
290 +	STAFFORD	10/31/2018	705	480	459	706	44	270	83	83	67.989%
293	PURCELLVILLE	10/16/2018	213	120	139	214	19	53	15	33	56.075%
295 +	MIDDLEBURG	10/16/2018	22	17	15	23	0	13	1	3	73.913%
330 +	CULPEPER	10/31/2018	179	127	117	180	3	80	24	20	70.556%
360	WARRENTON	10/31/2018	29	18	20	30	0	11	7	0	60.000%
364 +	WOODBIDGE	10/23/2018	1003	654	653	1004	24	329	188	113	65.139%
1799 +	HAYMARKET	10/2/2018	112	83	73	113	4	27	16	36	73.451%
1836 +	LOVETTSVILLE	10/23/2018	40	31	27	41	10	19	2	0	75.610%
2001 +	ASHBURN	10/31/2018	90	62	59	91	7	21	17	17	68.132%
<b>CDR: SONNIE DICKERSON (3)</b>			4236	2667	2764	4253	173	1334	638	522	62.709%

**NORTHERN REGION-- SEVENTEENTH DISTRICT-- (18 Posts)**

Post	Location	Last Transmittal	Prior Year Mbrs	Curr Year Mbrs	11/7/2018 65% Target Goal	Curr Year Goal	New Mbrs	Ren Mbrs	Paid Up For Life	On-line	Per Cent of Goal
24	ALEXANDRIA	10/31/2018	724	467	471	725	5	202	122	138	64.414%
44	ARLINGTON	9/19/2018	82	48	54	83	0	25	16	7	57.831%
85	ARLINGTON	10/17/2018	146	82	96	147	6	38	16	22	55.782%
123 +	GREENSPRING	10/31/2018	55	46	36	56	2	28	16	0	82.143%
129	ALEXANDRIA	9/10/2018	17	10	12	18	0	0	5	5	55.556%
130 +	FALLS CHURCH	10/19/2018	213	142	139	214	3	84	24	31	66.355%
139	ARLINGTON	10/24/2018	250	150	163	251	4	87	38	21	59.761%
162	LORTON	10/31/2018	398	221	259	399	5	140	37	39	55.388%
176 +	SPRINGFIELD	10/31/2018	1376	931	895	1377	33	482	224	192	67.611%
177	FAIRFAX	10/19/2018	971	611	632	972	11	327	143	130	62.860%
180	VIENNA	10/31/2018	648	404	422	649	26	236	73	69	62.250%
184 +	HERNDON	10/31/2018	200	152	131	201	1	76	42	33	75.622%
194 +	ARLINGTON	10/11/2018	44	38	29	45	1	29	8	0	84.444%
225 +	FALLS CHURCH	9/10/2018	29	27	20	30	0	19	8	0	90.000%
270	McLEAN	10/24/2018	313	186	204	314	12	98	45	31	59.236%
1775 +	FORT BELVOIR	10/16/2018	40	40	27	41	0	20	14	6	97.561%
1976 +	ANNANDALE	10/23/2018	311	207	203	312	7	139	37	24	66.346%
1995 +	CENTREVILLE	10/19/2018	132	102	86	133	0	45	38	19	76.692%
<b>CDR: TOMMY POWELL (130)</b>			5949	3864	3879	5967	116	2075	906	767	64.756%

**WESTERN REGION-- FIFTH DISTRICT-- (13 Posts)**

Post	Location	Last Transmittal	Prior Year Mbrs	Curr Year Mbrs	11/7/2018 65% Target Goal	Curr Year Goal	New Mbrs	Ren Mbrs	Paid Up For Life	On-line	Per Cent of Goal
------	----------	------------------	-----------------	----------------	---------------------------	----------------	----------	----------	------------------	---------	------------------

**WESTERN REGION-- FIFTH DISTRICT-- (13 Posts)**

Post	Location	Last Transmittal	Prior Year Mbrs	Curr Year Mbrs	11/7/2018 65% Target Goal	Curr Year Goal	New Mbrs	Ren Mbrs	Paid Up For Life	On-line	Per Cent of Goal
8 +	SOUTH BOSTON	10/16/2018	270	205	176	271	4	173	18	10	75.646%
32 +	FARMVILLE	9/25/2018	38	29	25	39	1	24	2	2	74.359%
40	BLACKSTONE	9/10/2018	17	11	12	18	1	7	3	0	61.111%
43 +	CHASE CITY	10/16/2018	83	59	55	84	0	50	5	4	70.238%
45 +	CLARKSVILLE	10/16/2018	42	42	28	43	2	20	6	14	97.674%
50	CREWE	9/19/2018	45	23	30	46	0	13	8	2	50.000%
65 +	LAWRENCEVILLE	10/2/2018	20	18	14	21	1	16	1	0	85.714%
79	SOUTH HILL	10/31/2018	381	230	248	382	0	193	14	23	60.209%
94 ***	ALBERTA	10/17/2018	15	19	10	16	3	14	1	1	118.750%
99 +	HALIFAX	10/17/2018	183	121	120	184	14	95	8	4	65.761%
147 +	KENBRIDGE	10/19/2018	51	36	34	52	1	24	7	4	69.231%
260 +	KEYSVILLE	10/16/2018	102	72	67	103	1	58	4	9	69.903%
342 ***	VOLENS	10/17/2018	28	36	19	29	6	30	0	0	124.138%
<b>CDR: TOM HART (147)</b>			1275	901	837	1288	34	717	77	73	69.953%

**WESTERN REGION-- SIXTH DISTRICT-- (13 Posts)**

Post	Location	Last Transmittal	Prior Year Mbrs	Curr Year Mbrs	11/7/2018 65% Target Goal	Curr Year Goal	New Mbrs	Ren Mbrs	Paid Up For Life	On-line	Per Cent of Goal
6 +	ROCKY MOUNT	10/31/2018	87	64	57	88	0	57	5	2	72.727%
11	BASSETT	10/31/2018	40	26	27	41	0	20	4	2	63.415%
29	DANVILLE	10/31/2018	166	108	109	167	1	95	8	4	64.671%
42	MARTINSVILLE	10/31/2018	94	60	62	95	0	50	6	4	63.158%
47	CHATHAM	10/16/2018	21	3	14	22	0	0	2	1	13.636%
78 +	MARTINSVILLE	10/31/2018	190	135	124	191	4	115	11	5	70.681%
96 +	CALLAWAY	10/31/2018	15	13	10	16	0	13	0	0	81.250%
105 +	STUART	10/23/2018	65	46	43	66	0	35	7	4	69.697%
111 +	ROCKY MOUNT	10/31/2018	38	27	25	39	0	15	11	1	69.231%
127 +	FLOYD	10/31/2018	76	58	50	77	3	41	10	4	75.325%
232 +	GRETNA	10/17/2018	92	67	60	93	1	60	3	3	72.043%
325 +	DANVILLE	10/23/2018	278	187	181	279	1	165	19	2	67.025%
1097	DANVILLE	10/17/2018	326	173	213	327	6	134	26	7	52.905%
<b>CDR: ANN BOWER</b>			1488	967	976	1501	16	800	112	39	64.424%

**WESTERN REGION-- SEVENTH DISTRICT-- (9 Posts)**

Post	Location	Last Transmittal	Prior Year Mbrs	Curr Year Mbrs	11/7/2018 65% Target Goal	Curr Year Goal	New Mbrs	Ren Mbrs	Paid Up For Life	On-line	Per Cent of Goal
7 +	PULASKI	10/24/2018	121	98	79	122	3	81	8	6	80.328%
9 +	WYTHEVILLE	10/23/2018	112	98	73	113	5	56	31	6	86.726%
18 +	MARION	9/10/2018	59	42	39	60	2	31	6	3	70.000%
20 +	BLAND	10/31/2018	50	41	33	51	1	34	3	3	80.392%



**WESTERN REGION-- SEVENTH DISTRICT-- (9 Posts)**

Post	Location	Last Transmittal	Prior Year Mbrs	Curr Year Mbrs	11/7/2018 65% Target Goal	Curr Year Goal	New Mbrs	Ren Mbrs	Paid Up For Life	On-line	Per Cent of Goal
58 ***	DUBLIN	9/20/2018	45	52	30	46	6	45	1	0	113.043%
68 +	NARROWS	10/23/2018	85	64	56	86	3	43	18	0	74.419%
229 +	RURAL RETREAT	10/24/2018	135	95	88	136	1	59	31	4	69.853%
245 +	GALAX	10/31/2018	126	97	83	127	5	77	12	3	76.378%
311 +	PEMBROKE	10/17/2018	45	30	30	46	0	24	3	3	65.217%
<b>CDR: BILL HOGG (311)</b>			778	617	512	787	26	450	113	28	78.399%

**WESTERN REGION-- EIGHTH DISTRICT-- (12 Posts)**

Post	Location	Last Transmittal	Prior Year Mbrs	Curr Year Mbrs	11/7/2018 65% Target Goal	Curr Year Goal	New Mbrs	Ren Mbrs	Paid Up For Life	On-line	Per Cent of Goal
12	ABINGDON	10/2/2018	89	57	59	90	0	44	12	1	63.333%
14 +	POCAHONTAS	10/11/2018	85	60	56	86	3	49	7	1	69.767%
122 +	BLUEFIELD	9/10/2018	21	16	14	22	0	2	14	0	72.727%
133 +	TAZEWELL	10/31/2018	104	81	68	105	5	64	10	2	77.143%
135	DAMASCUS	10/19/2018	37	22	25	38	0	19	2	1	57.895%
164 +	GRUNDY	10/31/2018	359	271	234	360	1	186	76	8	75.278%
185 +	JONESVILLE	10/31/2018	47	36	31	48	0	26	6	4	75.000%
208 +	LEBANON	10/31/2018	75	64	49	76	1	52	9	2	84.211%
227 +	CLINTWOOD	9/25/2018	17	14	12	18	0	11	3	0	77.778%
243	NORTON	10/11/2018	81	52	53	82	6	36	6	4	63.415%
265 +	GATE CITY	10/31/2018	111	97	73	112	1	90	1	5	86.607%
775	POCAHONTAS SCC	10/2/2018	19	2	13	20	0	0	0	2	10.000%
<b>CDR: PERRY JOHNSON(133)</b>			1045	772	687	1057	17	579	146	30	73.037%

**WESTERN REGION-- NINTH DISTRICT-- (9 Posts)**

Post	Location	Last Transmittal	Prior Year Mbrs	Curr Year Mbrs	11/7/2018 65% Target Goal	Curr Year Goal	New Mbrs	Ren Mbrs	Paid Up For Life	On-line	Per Cent of Goal
3 +	ROANOKE	10/31/2018	362	254	236	363	11	177	47	19	69.972%
4 +	COVINGTON	10/31/2018	54	40	36	55	0	34	5	1	72.727%
30 +	RADFORD	10/31/2018	30	22	20	31	0	16	5	1	70.968%
59 +	CHRISTIANSBURG	10/24/2018	78	59	51	79	1	44	12	2	74.684%
80 +	VINTON	9/19/2018	81	54	53	82	1	40	12	1	65.854%
93 +	BUCHANAN	10/11/2018	49	37	33	50	0	25	8	4	74.000%
182 +	BLACKSBURG	10/16/2018	45	32	30	46	0	20	7	5	69.565%
240 *	TROUTVILLE	10/24/2018	47	48	31	48	0	34	13	1	100.000%
248 +	ROANOKE	9/25/2018	72	47	47	73	0	28	16	3	64.384%
<b>CDR: GENE MALINOWSKI (5)</b>			818	593	538	827	13	418	125	37	71.705%

**WESTERN REGION-- TENTH DISTRICT-- (11 Posts)**

Post	Location	Last Transmittal	Prior Year Mbrs	Curr Year Mbrs	11/7/2018 65% Target Goal	Curr Year Goal	New Mbrs	Ren Mbrs	Paid Up For Life	On-line	Per Cent of Goal
16 +	LYNCHBURG	10/31/2018	934	656	608	935	44	528	33	51	70.160%
17 +	LOVINGSTON	10/31/2018	60	45	40	61	0	36	6	3	73.770%
36	ALTAVISTA	10/17/2018	51	32	34	52	0	21	5	6	61.538%
52	BROOKNEAL	9/10/2018	41	14	27	42	1	12	1	0	33.333%
54 +	BEDFORD	10/31/2018	132	103	86	133	2	71	22	8	77.444%
62 +	SMITH MTN LAKE	10/31/2018	31	29	21	32	0	15	5	9	90.625%
104 +	APPOMATTOX	10/16/2018	155	109	101	156	3	77	17	12	69.872%
134 +	DILLWYN	8/13/2018	31	26	21	32	1	25	0	0	81.250%
217 +	BIG ISLAND	10/31/2018	22	21	15	23	0	20	1	0	91.304%
269 +	CUMBERLAND	10/31/2018	33	22	22	34	1	19	1	1	64.706%
274 +	MADISON HEIGHTS	9/25/2018	77	64	51	78	0	59	4	1	82.051%
<b>CDR: MICHAEL TOMLIN (21</b>			1567	1121	1026	1578	52	883	95	91	71.039%

**\* POSTS EQUALING OR SURPASSING THEIR PRIOR YEAR MEMBERSHIP**

**\*\*\* POSTS EQUALING OR SURPASSING THEIR CURRENT YEAR GOAL**

**+ POSTS EQUALING OR SURPASSING THEIR TARGET GOAL**