

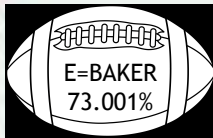


"100% for 100 YEARS"

"TOUCHDOWN"



Department of Virginia

TEAM VIRGINIA

December 13, 2018

The Department of Virginia's traditional per cent to goal is 75.928%. Considering holidays, snowfall issues, unexpected postal service interruption, we are on our way to making 85% by January 2, 2019...hard to believe 2019 is almost here!

Department of Virginia Vice Commander Jennings (West) still holds first position. It is clear that Department Vice Commander Dudley (North) is about to take over first place as the North is less than one point to do so. Department Vice Commander Baker (East) is closing the distance as well, but as mentioned in prior notes, they are not sitting still.

We have another **TOUCHDOWN!** Post 134 in Dillwyn made 100.00%. Congratulations to the members of Post 134 and Post Commander Tomlin. They are in District 10.

Been some interesting shifts in District positions. More shifting is anticipated in the next week or so. Why? Many members wait until the end of the year to pay. It is important these members do not experience uninterrupted membership from 2018 to 2019.

Every Post Commander and Post Membership Chair should now know about the 2014, 2015, and 2016 year renewal program that National recently presented. If not, contact your district leadership. District Commanders, please ensure all your Posts know about the program. This is a great opportunity! Lets make it happen...lets advance the football and make Touchdowns!

For God and Country,

A.B. Brown

Department Membership Chair

As of 12/9/2018, Our National Position was 19th



7th

13th

8th

9th

15th

10th

5th

16th

17th

4th

14th

1st

11th

3rd

6th

12th

2nd

TOUCHDOWNS



58, 329, 342, 94, 240, 45, 1775, 128, 134

THE AMERICAN LEGION
DEPARTMENT OF VIRGINIA
REGION AND DISTRICT STANDINGS
AS OF 12/13/2018

Regional Standings

| Region | Stand-ings | Prior Year Mbrs | Curr Year Mbrs | Curr Year Goal | New Mbrs | Ren Mbrs | Paid Up For Life | Online | Per Cent of Goal |
|---------------|-------------------|------------------------|-----------------------|-----------------------|-----------------|-----------------|-------------------------|---------------|-------------------------|
| WESTERN | 1 | 6971 | 5500 | 7038 | 201 | 4228 | 669 | 402 | 78.147% |
| NORTHERN | 2 | 14938 | 11585 | 15005 | 473 | 6670 | 2118 | 2324 | 77.208% |
| EASTERN | 3 | 11598 | 8536 | 11693 | 455 | 5368 | 1339 | 1374 | 73.001% |

District Standings

| District | | Prior Year Mbrs | Curr Year Mbrs | Curr Year Goal | New Mbrs | Ren Mbrs | Paid Up For Life | Online | Per Cent of Goal |
|------------------------|----|------------------------|-----------------------|-----------------------|-----------------|-----------------|-------------------------|---------------|-------------------------|
| SEVENTH | 1 | 778 | 657 | 787 | 27 | 480 | 114 | 36 | 83.482% |
| THIRTEENTH | 2 | 2038 | 1643 | 2048 | 71 | 1037 | 274 | 261 | 80.225% |
| EIGHTH | 3 | 1045 | 840 | 1057 | 21 | 631 | 146 | 42 | 79.470% |
| NINTH | 4 | 818 | 656 | 827 | 19 | 458 | 125 | 54 | 79.323% |
| FIFTEENTH | 5 | 1854 | 1475 | 1861 | 37 | 1126 | 169 | 143 | 79.258% |
| TENTH | 6 | 1567 | 1245 | 1578 | 73 | 960 | 95 | 117 | 78.897% |
| FIFTH | 7 | 1275 | 1006 | 1288 | 41 | 794 | 77 | 94 | 78.106% |
| SIXTEENTH | 8 | 4236 | 3263 | 4253 | 203 | 1667 | 640 | 753 | 76.722% |
| SEVENTEENTH | 9 | 5949 | 4547 | 5967 | 151 | 2371 | 912 | 1113 | 76.202% |
| FOURTH | 10 | 1457 | 1105 | 1471 | 42 | 785 | 150 | 128 | 75.119% |
| FOURTEENTH | 11 | 861 | 657 | 876 | 11 | 469 | 123 | 54 | 75.000% |
| FIRST | 12 | 608 | 458 | 612 | 19 | 285 | 64 | 90 | 74.837% |
| ELEVENTH | 13 | 2802 | 2083 | 2831 | 76 | 1350 | 338 | 319 | 73.578% |
| THIRD | 14 | 2495 | 1842 | 2511 | 82 | 1088 | 362 | 310 | 73.357% |
| SIXTH | 15 | 1488 | 1096 | 1501 | 20 | 905 | 112 | 59 | 73.018% |
| TWELFTH | 16 | 1531 | 1113 | 1549 | 69 | 705 | 173 | 166 | 71.853% |
| SECOND | 17 | 2705 | 1935 | 2719 | 167 | 1155 | 252 | 361 | 71.166% |
| TRADITIONAL: | | 33507 | 25621 | 33736 | 1129 | 16266 | 4126 | 4100 | 75.946% |
| POST 141: | | 8062 | 5153 | 7577 | 24 | 3083 | 684 | 1362 | 68.008% |
| CYBERPOST 1919: | 1 | 1 | 1 | 1 | 0 | 1 | 0 | | 100.000% |
| SUBTOTAL: | | 41570 | 30775 | 41314 | 1153 | 19350 | 4810 | 5462 | 74.490% |
| NEW DMS: | | | 0 | 0 | | | | | |
| OVERALL TOTAL | | | 30775 | 41314 | | | | | |

YEAR TO DATE TOTALS AND SUMMARY

| | |
|--------------------------------------|-------|
| CURRENT YEAR GOAL: | 41314 |
| MEMBERSHIP AS OF 12/13/2018 : | 30775 |
| REMAINDER TO MEET GOAL: | 10539 |

EASTERN REGION-- FIRST DISTRICT-- (4 Posts)

| Post | Location | Last Transmittal | Prior Year Mbrs | Curr Year Mbrs | 1/2/2019 85% Target Goal | Curr Year Goal | New Mbrs | Ren Mbrs | Paid Up For Life | On-line | Per Cent of Goal |
|---------------------------|--------------|------------------|-----------------|----------------|--------------------------|----------------|----------|----------|------------------|---------|------------------|
| 56 | NORTHAMPTON | 12/12/2018 | 243 | 195 | 207 | 244 | 10 | 120 | 20 | 45 | 79.918% |
| 100 | PARKSLEY | 11/7/2018 | 31 | 19 | 27 | 32 | 1 | 8 | 5 | 5 | 59.375% |
| 101 + | ONANCOCK | 11/19/2018 | 17 | 15 | 15 | 18 | 0 | 6 | 7 | 2 | 83.333% |
| 159 | CHINCOTEAGUE | 12/12/2018 | 317 | 229 | 270 | 318 | 8 | 151 | 32 | 38 | 72.013% |
| CDR: JAMES RUSSELL | | | 608 | 458 | 520 | 612 | 19 | 285 | 64 | 90 | 74.837% |

EASTERN REGION-- SECOND DISTRICT-- (14 Posts)

| Post | Location | Last Transmittal | Prior Year Mbrs | Curr Year Mbrs | 1/2/2019 85% Target Goal | Curr Year Goal | New Mbrs | Ren Mbrs | Paid Up For Life | On-line | Per Cent of Goal |
|-----------------------------------|----------------|------------------|-----------------|----------------|--------------------------|----------------|----------|----------|------------------|---------|------------------|
| 5 | NORFOLK | 12/5/2018 | 115 | 61 | 99 | 116 | 13 | 24 | 11 | 13 | 52.586% |
| 35 + | NORFOLK | 12/5/2018 | 90 | 82 | 77 | 91 | 9 | 36 | 6 | 31 | 90.110% |
| 37 | NORFOLK | 12/12/2018 | 289 | 193 | 247 | 290 | 73 | 103 | 6 | 11 | 66.552% |
| 60 | NORFOLK | 12/5/2018 | 59 | 41 | 51 | 60 | 0 | 26 | 4 | 11 | 68.333% |
| 81 + | VIRGINIA BEACH | 10/11/2018 | 22 | 22 | 20 | 23 | 2 | 15 | 5 | 0 | 95.652% |
| 110 | VIRGINIA BEACH | 12/6/2018 | 346 | 273 | 295 | 347 | 0 | 156 | 54 | 63 | 78.674% |
| 113 + | PRINCESS ANNE | 12/12/2018 | 66 | 65 | 57 | 67 | 3 | 34 | 7 | 21 | 97.015% |
| 118 | NORFOLK | 11/1/2018 | 18 | 6 | 16 | 19 | 0 | 0 | 3 | 3 | 31.579% |
| 190 | PORTSMOUTH | 12/12/2018 | 256 | 157 | 218 | 257 | 8 | 125 | 15 | 9 | 61.089% |
| 204 | NORFOLK | 12/5/2018 | 47 | 35 | 41 | 48 | 1 | 31 | 0 | 3 | 72.917% |
| 280 | CHESAPEAKE | 12/5/2018 | 406 | 294 | 346 | 407 | 14 | 155 | 56 | 69 | 72.236% |
| 310 | CHURCHLAND | 12/12/2018 | 65 | 55 | 56 | 66 | 0 | 37 | 6 | 12 | 83.333% |
| 327 | NORFOLK | 12/12/2018 | 900 | 632 | 766 | 901 | 36 | 404 | 77 | 115 | 70.144% |
| 1992 | VIRGINIA BEACH | 10/31/2018 | 26 | 19 | 23 | 27 | 8 | 9 | 2 | 0 | 70.370% |
| CDR: JOHN SCHENK, SR (327) | | | 2705 | 1935 | 2311 | 2719 | 167 | 1155 | 252 | 361 | 71.166% |

EASTERN REGION-- THIRD DISTRICT-- (16 Posts)

| Post | Location | Last Transmittal | Prior Year Mbrs | Curr Year Mbrs | 1/2/2019 85% Target Goal | Curr Year Goal | New Mbrs | Ren Mbrs | Paid Up For Life | On-line | Per Cent of Goal |
|-------|--------------|------------------|-----------------|----------------|--------------------------|----------------|----------|----------|------------------|---------|------------------|
| 25 | NEWPORT NEWS | 12/12/2018 | 405 | 330 | 345 | 406 | 34 | 195 | 44 | 57 | 81.281% |
| 31 | HAMPTON | 12/5/2018 | 63 | 46 | 54 | 64 | 0 | 21 | 15 | 10 | 71.875% |
| 39 | WILLIAMSBURG | 12/12/2018 | 106 | 86 | 91 | 107 | 1 | 49 | 15 | 21 | 80.374% |
| 48 | HAMPTON | 12/5/2018 | 96 | 73 | 82 | 97 | 1 | 31 | 25 | 16 | 75.258% |
| 61 | CHARLES CITY | 11/1/2018 | 41 | 29 | 36 | 42 | 1 | 24 | 1 | 3 | 69.048% |
| 67 | HAMPTON | 12/12/2018 | 178 | 113 | 152 | 179 | 10 | 63 | 31 | 9 | 63.128% |
| 75 | GLOUCESTER | 12/5/2018 | 185 | 148 | 158 | 186 | 8 | 81 | 35 | 24 | 79.570% |
| 83 + | MATHEWS | 12/12/2018 | 166 | 143 | 142 | 167 | 2 | 103 | 18 | 20 | 85.629% |
| 165 | YORKTOWN | 11/20/2018 | 29 | 22 | 26 | 30 | 0 | 11 | 6 | 5 | 73.333% |
| 172 | WEST POINT | 12/5/2018 | 16 | 10 | 14 | 17 | 0 | 7 | 3 | 0 | 58.824% |
| 273 | POQUOSON | 12/12/2018 | 127 | 105 | 109 | 128 | 3 | 59 | 28 | 15 | 82.031% |
| 314 + | AYLETT | 11/19/2018 | 29 | 28 | 26 | 30 | 1 | 13 | 10 | 4 | 93.333% |

EASTERN REGION-- THIRD DISTRICT-- (16 Posts)

| Post | Location | Last Transmittal | Prior Year Mbrs | Curr Year Mbrs | 1/2/2019 85% Target Goal | Curr Year Goal | New Mbrs | Ren Mbrs | Paid Up For Life | On-line | Per Cent of Goal |
|-------------------------------|--------------|------------------|-----------------|----------------|--------------------------|----------------|----------|----------|------------------|---------|------------------|
| 368 | NEWPORT NEWS | 12/12/2018 | 911 | 618 | 775 | 912 | 21 | 381 | 108 | 108 | 67.763% |
| 1776 | WILLIAMSBURG | 11/1/2018 | 84 | 50 | 72 | 85 | 0 | 27 | 11 | 12 | 58.824% |
| 1991 | TABB | 12/12/2018 | 39 | 31 | 34 | 40 | 0 | 23 | 4 | 4 | 77.500% |
| 1997 | HAMPTON | 12/5/2018 | 20 | 10 | 18 | 21 | 0 | 0 | 8 | 2 | 47.619% |
| CDR: RICHARD WARD (75) | | | 2495 | 1842 | 2134 | 2511 | 82 | 1088 | 362 | 310 | 73.357% |

EASTERN REGION-- FOURTH DISTRICT-- (14 Posts)

| Post | Location | Last Transmittal | Prior Year Mbrs | Curr Year Mbrs | 1/2/2019 85% Target Goal | Curr Year Goal | New Mbrs | Ren Mbrs | Paid Up For Life | On-line | Per Cent of Goal |
|---------------------------------|------------|------------------|-----------------|----------------|--------------------------|----------------|----------|----------|------------------|---------|------------------|
| 2 | PETERSBURG | 12/12/2018 | 368 | 234 | 314 | 369 | 13 | 151 | 38 | 32 | 63.415% |
| 46 | EMPORIA | 12/12/2018 | 33 | 23 | 29 | 34 | 0 | 19 | 2 | 2 | 67.647% |
| 49 | SMITHFIELD | 12/12/2018 | 154 | 129 | 132 | 155 | 4 | 93 | 13 | 19 | 83.226% |
| 57 | SUFFOLK | 11/15/2018 | 77 | 56 | 66 | 78 | 1 | 44 | 5 | 6 | 71.795% |
| 73 | FRANKLIN | 12/5/2018 | 81 | 66 | 70 | 82 | 1 | 47 | 11 | 7 | 80.488% |
| 88 | SUFFOLK | 12/6/2018 | 78 | 64 | 67 | 79 | 2 | 36 | 11 | 15 | 81.013% |
| 120 | DISPUTANTA | 12/12/2018 | 126 | 99 | 108 | 127 | 6 | 64 | 21 | 8 | 77.953% |
| 146 | HOPEWELL | 12/5/2018 | 343 | 291 | 292 | 344 | 12 | 217 | 36 | 26 | 84.593% |
| 149 | DINWIDDIE | 11/14/2018 | 33 | 28 | 29 | 34 | 0 | 21 | 3 | 4 | 82.353% |
| 151 | EMPORIA | 9/26/2018 | 72 | 43 | 62 | 73 | 0 | 39 | 3 | 1 | 58.904% |
| 160 + | SURRY | 11/14/2018 | 40 | 37 | 35 | 41 | 3 | 24 | 5 | 5 | 90.244% |
| 191 | WAVERLY | 12/12/2018 | 14 | 11 | 13 | 15 | 0 | 8 | 0 | 3 | 73.333% |
| 264 | JARRATT | 11/7/2018 | 20 | 13 | 18 | 21 | 0 | 11 | 2 | 0 | 61.905% |
| 276 | BOYKINS | 9/19/2018 | 18 | 11 | 16 | 19 | 0 | 11 | 0 | 0 | 57.895% |
| CDR: M COMBO-FARRIS(120) | | | 1457 | 1105 | 1250 | 1471 | 42 | 785 | 150 | 128 | 75.119% |

EASTERN REGION-- ELEVENTH DISTRICT-- (20 Posts)

| Post | Location | Last Transmittal | Prior Year Mbrs | Curr Year Mbrs | 1/2/2019 85% Target Goal | Curr Year Goal | New Mbrs | Ren Mbrs | Paid Up For Life | On-line | Per Cent of Goal |
|-------|------------------|------------------|-----------------|----------------|--------------------------|----------------|----------|----------|------------------|---------|------------------|
| 1 | RICHMOND | 11/19/2018 | 141 | 51 | 121 | 142 | 1 | 20 | 18 | 12 | 35.915% |
| 38 | RICHMOND | 11/1/2018 | 19 | 10 | 17 | 20 | 0 | 8 | 1 | 1 | 50.000% |
| 84 | RICHMOND | 12/5/2018 | 117 | 85 | 100 | 118 | 4 | 52 | 19 | 10 | 72.034% |
| 87 | AMELIA | 12/5/2018 | 50 | 38 | 43 | 51 | 0 | 26 | 10 | 2 | 74.510% |
| 91 | CHESTERFIELD | 10/16/2018 | 5 | 4 | 13 | 15 | 0 | 0 | 2 | 2 | 26.667% |
| 108 | RICHMOND | 12/5/2018 | 20 | 15 | 18 | 21 | 0 | 12 | 3 | 0 | 71.429% |
| 125 | RICHMOND | 12/5/2018 | 104 | 59 | 89 | 105 | 4 | 45 | 6 | 4 | 56.190% |
| 136 + | ETTRICK | 10/31/2018 | 19 | 19 | 17 | 20 | 0 | 17 | 0 | 2 | 95.000% |
| 137 | RICHMOND | 12/5/2018 | 153 | 109 | 131 | 154 | 4 | 70 | 20 | 15 | 70.779% |
| 144 | HIGHLAND SPRINGS | 12/5/2018 | 187 | 151 | 160 | 188 | 8 | 106 | 20 | 17 | 80.319% |
| 186 | MIDLOTHIAN | 12/12/2018 | 369 | 280 | 315 | 370 | 13 | 180 | 36 | 51 | 75.676% |
| 189 | RICHMOND | 12/5/2018 | 26 | 18 | 23 | 27 | 0 | 10 | 7 | 1 | 66.667% |

EASTERN REGION-- ELEVENTH DISTRICT-- (20 Posts)

| Post | Location | Last Transmittal | Prior Year Mbrs | Curr Year Mbrs | 1/2/2019 85% Target Goal | Curr Year Goal | New Mbrs | Ren Mbrs | Paid Up For Life | On-line | Per Cent of Goal |
|-------------------------------|------------------|------------------|-----------------|----------------|--------------------------|----------------|----------|----------|------------------|---------|------------------|
| 201 + | POWHATAN | 12/5/2018 | 100 | 91 | 86 | 101 | 1 | 65 | 16 | 9 | 90.099% |
| 210 | RICHMOND | 11/1/2018 | 14 | 10 | 13 | 15 | 0 | 6 | 2 | 2 | 66.667% |
| 233 | RICHMOND | 9/19/2018 | 59 | 47 | 51 | 60 | 0 | 39 | 7 | 1 | 78.333% |
| 242 | SANDSTON | 12/5/2018 | 71 | 60 | 61 | 72 | 2 | 49 | 7 | 2 | 83.333% |
| 244 + | GLEN ALLEN | 12/5/2018 | 109 | 94 | 94 | 110 | 1 | 69 | 7 | 17 | 85.455% |
| 284 | COLONIAL HEIGHTS | 12/5/2018 | 1075 | 823 | 915 | 1076 | 34 | 506 | 148 | 135 | 76.487% |
| 354 | RICHMOND | 12/5/2018 | 124 | 89 | 106 | 125 | 4 | 53 | 4 | 28 | 71.200% |
| 361 | RICHMOND | 11/28/2018 | 40 | 30 | 35 | 41 | 0 | 17 | 5 | 8 | 73.171% |
| CDR: JAMES WALSH (244) | | | 2802 | 2083 | 2406 | 2831 | 76 | 1350 | 338 | 319 | 73.578% |

EASTERN REGION-- TWELFTH DISTRICT-- (14 Posts)

| Post | Location | Last Transmittal | Prior Year Mbrs | Curr Year Mbrs | 1/2/2019 85% Target Goal | Curr Year Goal | New Mbrs | Ren Mbrs | Paid Up For Life | On-line | Per Cent of Goal |
|---------------------------------|-----------------|------------------|-----------------|----------------|--------------------------|----------------|----------|----------|------------------|---------|------------------|
| 55 | FREDERICKSBURG | 12/5/2018 | 227 | 162 | 194 | 228 | 18 | 110 | 22 | 12 | 71.053% |
| 64 | TAPPAHANNOCK | 11/19/2018 | 45 | 35 | 39 | 46 | 0 | 22 | 3 | 10 | 76.087% |
| 82 | SALUDA | 12/5/2018 | 23 | 13 | 20 | 24 | 0 | 2 | 6 | 5 | 54.167% |
| 86 + | KILMARNOCK | 12/5/2018 | 75 | 67 | 65 | 76 | 1 | 39 | 12 | 15 | 88.158% |
| 89 | KING GEORGE | 11/15/2018 | 162 | 111 | 139 | 163 | 1 | 60 | 33 | 17 | 68.098% |
| 115 | FARNHAM | 10/31/2018 | 18 | 5 | 16 | 19 | 1 | 4 | 0 | 0 | 26.316% |
| 117 | REEDVILLE | 12/5/2018 | 127 | 108 | 109 | 128 | 2 | 90 | 10 | 6 | 84.375% |
| 148 | COLONIAL BEACH | 12/5/2018 | 279 | 230 | 238 | 280 | 29 | 159 | 16 | 26 | 82.143% |
| 221 + | CAROLINE COUNTY | 12/5/2018 | 38 | 37 | 33 | 39 | 2 | 23 | 4 | 8 | 94.872% |
| 241 * | STORMONT | 9/4/2018 | 10 | 11 | 13 | 15 | 2 | 9 | 0 | 0 | 73.333% |
| 252 | MONTROSS | 11/19/2018 | 60 | 50 | 52 | 61 | 0 | 35 | 10 | 5 | 81.967% |
| 320 | SPOTSYLVANIA | 12/5/2018 | 381 | 215 | 325 | 382 | 11 | 95 | 50 | 59 | 56.283% |
| 329 *** | DAHLGREN | 11/14/2018 | 40 | 42 | 35 | 41 | 2 | 38 | 2 | 0 | 102.439% |
| 401 | WARSAW | 11/8/2018 | 46 | 27 | 40 | 47 | 0 | 19 | 5 | 3 | 57.447% |
| CDR: DONNELL JOHNSON (5) | | | 1531 | 1113 | 1317 | 1549 | 69 | 705 | 173 | 166 | 71.853% |

NORTHERN REGION-- THIRTEENTH DISTRICT-- (10 Posts)

| Post | Location | Last Transmittal | Prior Year Mbrs | Curr Year Mbrs | 1/2/2019 85% Target Goal | Curr Year Goal | New Mbrs | Ren Mbrs | Paid Up For Life | On-line | Per Cent of Goal |
|---------|-----------------|------------------|-----------------|----------------|--------------------------|----------------|----------|----------|------------------|---------|------------------|
| 74 | CHARLOTTESVILLE | 12/12/2018 | 797 | 664 | 678 | 798 | 28 | 406 | 139 | 91 | 83.208% |
| 90 | BEAVERDAM | 12/12/2018 | 58 | 45 | 50 | 59 | 3 | 28 | 5 | 9 | 76.271% |
| 116 | LOUISA | 12/5/2018 | 122 | 100 | 105 | 123 | 2 | 63 | 13 | 22 | 81.301% |
| 128 *** | STANARDSVILLE | 12/12/2018 | 92 | 97 | 79 | 93 | 5 | 82 | 4 | 6 | 104.301% |
| 156 | ORANGE | 12/12/2018 | 173 | 130 | 148 | 174 | 4 | 94 | 19 | 13 | 74.713% |
| 157 | MADISON | 12/5/2018 | 129 | 101 | 111 | 130 | 5 | 56 | 18 | 22 | 77.692% |
| 175 | MECHANICSVILLE | 12/13/2018 | 333 | 264 | 284 | 334 | 8 | 172 | 34 | 50 | 79.042% |
| 206 | ASHLAND | 12/6/2018 | 35 | 29 | 31 | 36 | 0 | 22 | 5 | 2 | 80.556% |

NORTHERN REGION-- THIRTEENTH DISTRICT-- (10 Posts)

| Post | Location | Last Transmittal | Prior Year Mbrs | Curr Year Mbrs | 1/2/2019 85% Target Goal | Curr Year Goal | New Mbrs | Ren Mbrs | Paid Up For Life | On-line | Per Cent of Goal |
|-----------------------------|-----------------|------------------|-----------------|----------------|--------------------------|----------------|----------|----------|------------------|---------|------------------|
| 215 | GOOCHLAND | 12/5/2018 | 140 | 103 | 120 | 141 | 5 | 55 | 21 | 22 | 73.050% |
| 2003 | FLUVANNA COUNTY | 12/5/2018 | 159 | 110 | 136 | 160 | 11 | 59 | 16 | 24 | 68.750% |
| CDR: PHIL GRIMM (74) | | | 2038 | 1643 | 1741 | 2048 | 71 | 1037 | 274 | 261 | 80.225% |

NORTHERN REGION-- FOURTEENTH DISTRICT-- (10 Posts)

| Post | Location | Last Transmittal | Prior Year Mbrs | Curr Year Mbrs | 1/2/2019 85% Target Goal | Curr Year Goal | New Mbrs | Ren Mbrs | Paid Up For Life | On-line | Per Cent of Goal |
|------------------------------|------------------|------------------|-----------------|----------------|--------------------------|----------------|----------|----------|------------------|---------|------------------|
| 13 | STAUNTON | 11/20/2018 | 165 | 125 | 145 | 171 | 1 | 94 | 17 | 13 | 73.099% |
| 27 | DAYTON | 12/12/2018 | 192 | 156 | 164 | 193 | 1 | 118 | 26 | 11 | 80.829% |
| 76 + | HARRISONBURG | 12/5/2018 | 35 | 33 | 31 | 36 | 0 | 27 | 5 | 1 | 91.667% |
| 92 | BATH COUNTY | 9/10/2018 | 14 | 8 | 13 | 15 | 0 | 5 | 3 | 0 | 53.333% |
| 126 + | BUENA VISTA | 12/12/2018 | 78 | 68 | 67 | 79 | 2 | 54 | 8 | 4 | 86.076% |
| 188 | HARRISONBURG | 12/5/2018 | 176 | 101 | 150 | 177 | 5 | 77 | 10 | 9 | 57.062% |
| 222 | ELKTON | 9/25/2018 | 14 | 12 | 13 | 15 | 0 | 11 | 0 | 1 | 80.000% |
| 278 + | PLAINS DISTRICT | 9/10/2018 | 21 | 19 | 19 | 22 | 0 | 0 | 19 | 0 | 86.364% |
| 291 | LEXINGTON | 12/5/2018 | 14 | 11 | 13 | 15 | 0 | 9 | 0 | 2 | 73.333% |
| 340 | EAST AUGUSTA COU | 12/12/2018 | 152 | 124 | 130 | 153 | 2 | 74 | 35 | 13 | 81.046% |
| CDR: JOE MCGUGAN(340) | | | 861 | 657 | 745 | 876 | 11 | 469 | 123 | 54 | 75.000% |

NORTHERN REGION-- FIFTEENTH DISTRICT-- (7 Posts)

| Post | Location | Last Transmittal | Prior Year Mbrs | Curr Year Mbrs | 1/2/2019 85% Target Goal | Curr Year Goal | New Mbrs | Ren Mbrs | Paid Up For Life | On-line | Per Cent of Goal |
|-----------------------------------|-------------|------------------|-----------------|----------------|--------------------------|----------------|----------|----------|------------------|---------|------------------|
| 21 | WINCHESTER | 12/5/2018 | 455 | 371 | 388 | 456 | 19 | 286 | 41 | 25 | 81.360% |
| 22 | LURAY | 11/28/2018 | 70 | 56 | 60 | 71 | 1 | 36 | 13 | 6 | 78.873% |
| 41 + | BERRYVILLE | 12/5/2018 | 173 | 156 | 148 | 174 | 2 | 122 | 6 | 26 | 89.655% |
| 53 | FRONT ROYAL | 12/6/2018 | 339 | 246 | 289 | 340 | 4 | 179 | 38 | 25 | 72.353% |
| 77 | STRASBURG | 12/12/2018 | 280 | 237 | 239 | 281 | 9 | 193 | 18 | 17 | 84.342% |
| 166 | NEW MARKET | 12/5/2018 | 147 | 109 | 126 | 148 | 0 | 76 | 24 | 9 | 73.649% |
| 199 | WOODSTOCK | 12/12/2018 | 390 | 300 | 332 | 391 | 2 | 234 | 29 | 35 | 76.726% |
| CDR: G. NELSON RITTER (21) | | | 1854 | 1475 | 1582 | 1861 | 37 | 1126 | 169 | 143 | 79.258% |

NORTHERN REGION-- SIXTEENTH DISTRICT-- (17 Posts)

| Post | Location | Last Transmittal | Prior Year Mbrs | Curr Year Mbrs | 1/2/2019 85% Target Goal | Curr Year Goal | New Mbrs | Ren Mbrs | Paid Up For Life | On-line | Per Cent of Goal |
|------|-----------|------------------|-----------------|----------------|--------------------------|----------------|----------|----------|------------------|---------|------------------|
| 10 | MANASSAS | 12/12/2018 | 789 | 614 | 672 | 790 | 30 | 314 | 108 | 162 | 77.722% |
| 28 | TRIANGLE | 12/5/2018 | 276 | 209 | 235 | 277 | 16 | 106 | 43 | 44 | 75.451% |
| 34 | LEESBURG | 12/5/2018 | 89 | 65 | 77 | 90 | 1 | 27 | 22 | 15 | 72.222% |
| 72 | WARRENTON | 12/12/2018 | 417 | 321 | 355 | 418 | 11 | 181 | 55 | 74 | 76.794% |
| 114 | MANASSAS | 10/19/2018 | 57 | 43 | 49 | 58 | 5 | 25 | 13 | 0 | 74.138% |

NORTHERN REGION-- SIXTEENTH DISTRICT-- (17 Posts)

| Post | Location | Last Transmittal | Prior Year Mbrs | Curr Year Mbrs | 1/2/2019 85% Target Goal | Curr Year Goal | New Mbrs | Ren Mbrs | Paid Up For Life | On-line | Per Cent of Goal |
|----------------------------------|---------------|------------------|-----------------|----------------|--------------------------|----------------|----------|----------|------------------|---------|------------------|
| 150 | STERLING PARK | 12/12/2018 | 94 | 77 | 81 | 95 | 1 | 44 | 16 | 16 | 81.053% |
| 158 | MANASSAS | 9/10/2018 | 28 | 18 | 25 | 29 | 0 | 13 | 5 | 0 | 62.069% |
| 247 | REMINGTON | 12/12/2018 | 93 | 73 | 80 | 94 | 5 | 24 | 25 | 19 | 77.660% |
| 290 | STAFFORD | 12/5/2018 | 705 | 536 | 600 | 706 | 47 | 290 | 83 | 116 | 75.921% |
| 293 | PURCELLVILLE | 12/5/2018 | 213 | 136 | 182 | 214 | 19 | 53 | 15 | 49 | 63.551% |
| 295 | MIDDLEBURG | 10/16/2018 | 22 | 17 | 20 | 23 | 0 | 13 | 1 | 3 | 73.913% |
| 330 | CULPEPER | 12/5/2018 | 179 | 145 | 153 | 180 | 4 | 90 | 24 | 27 | 80.556% |
| 360 | WARRENTON | 12/12/2018 | 29 | 20 | 26 | 30 | 0 | 12 | 7 | 1 | 66.667% |
| 364 | WOODBIDGE | 12/12/2018 | 1003 | 770 | 853 | 1004 | 33 | 389 | 188 | 160 | 76.693% |
| 1799 + | HAYMARKET | 12/12/2018 | 112 | 111 | 96 | 113 | 12 | 41 | 16 | 42 | 98.230% |
| 1836 + | LOVETTSVILLE | 12/5/2018 | 40 | 36 | 35 | 41 | 11 | 23 | 2 | 0 | 87.805% |
| 2001 | ASHBURN | 12/5/2018 | 90 | 72 | 77 | 91 | 8 | 22 | 17 | 25 | 79.121% |
| CDR: SONNIE DICKERSON (3) | | | 4236 | 3263 | 3615 | 4253 | 203 | 1667 | 640 | 753 | 76.722% |

NORTHERN REGION-- SEVENTEENTH DISTRICT-- (18 Posts)

| Post | Location | Last Transmittal | Prior Year Mbrs | Curr Year Mbrs | 1/2/2019 85% Target Goal | Curr Year Goal | New Mbrs | Ren Mbrs | Paid Up For Life | On-line | Per Cent of Goal |
|--------------------------------|--------------|------------------|-----------------|----------------|--------------------------|----------------|----------|----------|------------------|---------|------------------|
| 24 | ALEXANDRIA | 12/12/2018 | 724 | 531 | 616 | 725 | 9 | 217 | 123 | 182 | 73.241% |
| 44 | ARLINGTON | 11/19/2018 | 82 | 52 | 71 | 83 | 0 | 25 | 16 | 11 | 62.651% |
| 85 | ARLINGTON | 12/5/2018 | 146 | 108 | 125 | 147 | 8 | 58 | 16 | 26 | 73.469% |
| 123 | GREENSPRING | 10/31/2018 | 55 | 46 | 48 | 56 | 2 | 28 | 16 | 0 | 82.143% |
| 129 | ALEXANDRIA | 12/5/2018 | 17 | 11 | 15 | 18 | 0 | 0 | 5 | 6 | 61.111% |
| 130 | FALLS CHURCH | 12/12/2018 | 213 | 167 | 182 | 214 | 4 | 99 | 24 | 40 | 78.037% |
| 139 | ARLINGTON | 12/5/2018 | 250 | 172 | 213 | 251 | 4 | 100 | 38 | 30 | 68.526% |
| 162 | LORTON | 12/12/2018 | 398 | 273 | 339 | 399 | 7 | 157 | 38 | 71 | 68.421% |
| 176 | SPRINGFIELD | 12/12/2018 | 1376 | 1094 | 1170 | 1377 | 44 | 550 | 225 | 275 | 79.448% |
| 177 | FAIRFAX | 12/5/2018 | 971 | 737 | 826 | 972 | 16 | 387 | 143 | 191 | 75.823% |
| 180 | VIENNA | 12/5/2018 | 648 | 491 | 552 | 649 | 31 | 275 | 76 | 109 | 75.655% |
| 184 | HERNDON | 12/5/2018 | 200 | 167 | 171 | 201 | 1 | 79 | 42 | 45 | 83.085% |
| 194 + | ARLINGTON | 11/20/2018 | 44 | 42 | 38 | 45 | 2 | 32 | 8 | 0 | 93.333% |
| 225 + | FALLS CHURCH | 9/10/2018 | 29 | 27 | 26 | 30 | 0 | 19 | 8 | 0 | 90.000% |
| 270 | McLEAN | 12/12/2018 | 313 | 214 | 267 | 314 | 14 | 111 | 45 | 44 | 68.153% |
| 1775 *** | FORT BELVOIR | 12/12/2018 | 40 | 49 | 35 | 41 | 0 | 25 | 14 | 10 | 119.512% |
| 1976 | ANNANDALE | 12/5/2018 | 311 | 236 | 265 | 312 | 8 | 152 | 37 | 39 | 75.641% |
| 1995 + | CENTREVILLE | 12/12/2018 | 132 | 130 | 113 | 133 | 1 | 57 | 38 | 34 | 97.744% |
| CDR: TOMMY POWELL (130) | | | 5949 | 4547 | 5072 | 5967 | 151 | 2371 | 912 | 1113 | 76.202% |

WESTERN REGION-- FIFTH DISTRICT-- (13 Posts)

| Post | Location | Last Transmittal | Prior Year Mbrs | Curr Year Mbrs | 1/2/2019 85% Target Goal | Curr Year Goal | New Mbrs | Ren Mbrs | Paid Up For Life | On-line | Per Cent of Goal |
|------|----------|------------------|-----------------|----------------|--------------------------|----------------|----------|----------|------------------|---------|------------------|
|------|----------|------------------|-----------------|----------------|--------------------------|----------------|----------|----------|------------------|---------|------------------|

WESTERN REGION-- FIFTH DISTRICT-- (13 Posts)

| Post | Location | Last Transmittal | Prior Year Mbrs | Curr Year Mbrs | 1/2/2019 85% Target Goal | Curr Year Goal | New Mbrs | Ren Mbrs | Paid Up For Life | On-line | Per Cent of Goal |
|----------------------------|---------------|------------------|-----------------|----------------|--------------------------|----------------|----------|----------|------------------|---------|------------------|
| 8 | SOUTH BOSTON | 12/5/2018 | 270 | 224 | 230 | 271 | 8 | 183 | 18 | 15 | 82.657% |
| 32 + | FARMVILLE | 12/5/2018 | 38 | 36 | 33 | 39 | 2 | 26 | 2 | 6 | 92.308% |
| 40 | BLACKSTONE | 11/19/2018 | 17 | 14 | 15 | 18 | 1 | 10 | 3 | 0 | 77.778% |
| 43 | CHASE CITY | 11/29/2018 | 83 | 69 | 71 | 84 | 0 | 60 | 5 | 4 | 82.143% |
| 45 * | CLARKSVILLE | 11/1/2018 | 42 | 43 | 37 | 43 | 2 | 20 | 6 | 15 | 100.000% |
| 50 | CREWE | 11/19/2018 | 45 | 25 | 39 | 46 | 0 | 14 | 8 | 3 | 54.348% |
| 65 + | LAWRENCEVILLE | 10/2/2018 | 20 | 18 | 18 | 21 | 1 | 16 | 1 | 0 | 85.714% |
| 79 | SOUTH HILL | 12/5/2018 | 381 | 267 | 325 | 382 | 0 | 223 | 14 | 30 | 69.895% |
| 94 *** | ALBERTA | 10/17/2018 | 15 | 19 | 14 | 16 | 3 | 14 | 1 | 1 | 118.750% |
| 99 | HALIFAX | 11/14/2018 | 183 | 136 | 156 | 184 | 15 | 109 | 8 | 4 | 73.913% |
| 147 | KENBRIDGE | 12/5/2018 | 51 | 42 | 44 | 52 | 2 | 27 | 7 | 6 | 80.769% |
| 260 | KEYSVILLE | 12/5/2018 | 102 | 77 | 88 | 103 | 1 | 62 | 4 | 10 | 74.757% |
| 342 *** | VOLENS | 10/17/2018 | 28 | 36 | 25 | 29 | 6 | 30 | 0 | 0 | 124.138% |
| CDR: TOM HART (147) | | | 1275 | 1006 | 1095 | 1288 | 41 | 794 | 77 | 94 | 78.106% |

WESTERN REGION-- SIXTH DISTRICT-- (13 Posts)

| Post | Location | Last Transmittal | Prior Year Mbrs | Curr Year Mbrs | 1/2/2019 85% Target Goal | Curr Year Goal | New Mbrs | Ren Mbrs | Paid Up For Life | On-line | Per Cent of Goal |
|-----------------------|--------------|------------------|-----------------|----------------|--------------------------|----------------|----------|----------|------------------|---------|------------------|
| 6 | ROCKY MOUNT | 12/5/2018 | 87 | 67 | 75 | 88 | 0 | 60 | 5 | 2 | 76.136% |
| 11 | BASSETT | 11/29/2018 | 40 | 28 | 35 | 41 | 0 | 22 | 4 | 2 | 68.293% |
| 29 | DANVILLE | 12/5/2018 | 166 | 130 | 142 | 167 | 1 | 117 | 8 | 4 | 77.844% |
| 42 | MARTINSVILLE | 11/28/2018 | 94 | 68 | 81 | 95 | 0 | 57 | 6 | 5 | 71.579% |
| 47 | CHATHAM | 11/19/2018 | 21 | 5 | 19 | 22 | 0 | 0 | 2 | 3 | 22.727% |
| 78 | MARTINSVILLE | 11/28/2018 | 190 | 147 | 162 | 191 | 4 | 126 | 11 | 6 | 76.963% |
| 96 | CALLAWAY | 10/31/2018 | 15 | 13 | 14 | 16 | 0 | 13 | 0 | 0 | 81.250% |
| 105 | STUART | 11/7/2018 | 65 | 49 | 56 | 66 | 0 | 38 | 7 | 4 | 74.242% |
| 111 | ROCKY MOUNT | 11/15/2018 | 38 | 31 | 33 | 39 | 1 | 18 | 11 | 1 | 79.487% |
| 127 | FLOYD | 11/20/2018 | 76 | 63 | 65 | 77 | 3 | 46 | 10 | 4 | 81.818% |
| 232 | GRETNA | 11/28/2018 | 92 | 74 | 79 | 93 | 2 | 64 | 3 | 5 | 79.570% |
| 325 | DANVILLE | 12/5/2018 | 278 | 218 | 237 | 279 | 2 | 187 | 19 | 10 | 78.136% |
| 1097 | DANVILLE | 12/5/2018 | 326 | 203 | 278 | 327 | 7 | 157 | 26 | 13 | 62.080% |
| CDR: ANN BOWER | | | 1488 | 1096 | 1276 | 1501 | 20 | 905 | 112 | 59 | 73.018% |

WESTERN REGION-- SEVENTH DISTRICT-- (9 Posts)

| Post | Location | Last Transmittal | Prior Year Mbrs | Curr Year Mbrs | 1/2/2019 85% Target Goal | Curr Year Goal | New Mbrs | Ren Mbrs | Paid Up For Life | On-line | Per Cent of Goal |
|------|------------|------------------|-----------------|----------------|--------------------------|----------------|----------|----------|------------------|---------|------------------|
| 7 | PULASKI | 11/19/2018 | 121 | 103 | 104 | 122 | 3 | 86 | 8 | 6 | 84.426% |
| 9 + | WYTHEVILLE | 12/5/2018 | 112 | 106 | 96 | 113 | 5 | 62 | 31 | 8 | 93.805% |
| 18 | MARION | 11/19/2018 | 59 | 45 | 51 | 60 | 2 | 33 | 6 | 4 | 75.000% |
| 20 | BLAND | 10/31/2018 | 50 | 41 | 43 | 51 | 1 | 34 | 3 | 3 | 80.392% |

WESTERN REGION-- SEVENTH DISTRICT-- (9 Posts)

| Post | Location | Last Transmittal | Prior Year Mbrs | Curr Year Mbrs | 1/2/2019 85% Target Goal | Curr Year Goal | New Mbrs | Ren Mbrs | Paid Up For Life | On-line | Per Cent of Goal |
|-----------------------------|---------------|------------------|-----------------|----------------|--------------------------|----------------|----------|----------|------------------|---------|------------------|
| 58 *** | DUBLIN | 9/20/2018 | 45 | 52 | 39 | 46 | 6 | 45 | 1 | 0 | 113.043% |
| 68 | NARROWS | 11/14/2018 | 85 | 68 | 73 | 86 | 3 | 46 | 18 | 1 | 79.070% |
| 229 | RURAL RETREAT | 11/28/2018 | 135 | 101 | 116 | 136 | 1 | 64 | 32 | 4 | 74.265% |
| 245 | GALAX | 11/28/2018 | 126 | 105 | 108 | 127 | 5 | 82 | 12 | 6 | 82.677% |
| 311 | PEMBROKE | 11/28/2018 | 45 | 36 | 39 | 46 | 1 | 28 | 3 | 4 | 78.261% |
| CDR: BILL HOGG (311) | | | 778 | 657 | 669 | 787 | 27 | 480 | 114 | 36 | 83.482% |

WESTERN REGION-- EIGHTH DISTRICT-- (12 Posts)

| Post | Location | Last Transmittal | Prior Year Mbrs | Curr Year Mbrs | 1/2/2019 85% Target Goal | Curr Year Goal | New Mbrs | Ren Mbrs | Paid Up For Life | On-line | Per Cent of Goal |
|--------------------------------|----------------|------------------|-----------------|----------------|--------------------------|----------------|----------|----------|------------------|---------|------------------|
| 12 | ABINGDON | 11/14/2018 | 89 | 62 | 77 | 90 | 0 | 47 | 12 | 3 | 68.889% |
| 14 | POCAHONTAS | 12/5/2018 | 85 | 66 | 73 | 86 | 3 | 54 | 7 | 2 | 76.744% |
| 122 | BLUEFIELD | 9/10/2018 | 21 | 16 | 19 | 22 | 0 | 2 | 14 | 0 | 72.727% |
| 133 + | TAZEWELL | 12/5/2018 | 104 | 95 | 89 | 105 | 5 | 73 | 10 | 7 | 90.476% |
| 135 | DAMASCUS | 12/5/2018 | 37 | 26 | 32 | 38 | 0 | 23 | 2 | 1 | 68.421% |
| 164 | GRUNDY | 12/12/2018 | 359 | 295 | 306 | 360 | 1 | 208 | 76 | 10 | 81.944% |
| 185 | JONESVILLE | 12/12/2018 | 47 | 37 | 41 | 48 | 0 | 27 | 6 | 4 | 77.083% |
| 208 + | LEBANON | 11/19/2018 | 75 | 67 | 65 | 76 | 2 | 54 | 9 | 2 | 88.158% |
| 227 | CLINTWOOD | 9/25/2018 | 17 | 14 | 15 | 18 | 0 | 11 | 3 | 0 | 77.778% |
| 243 | NORTON | 12/5/2018 | 81 | 60 | 70 | 82 | 7 | 42 | 6 | 5 | 73.171% |
| 265 + | GATE CITY | 12/5/2018 | 111 | 99 | 95 | 112 | 3 | 90 | 1 | 5 | 88.393% |
| 775 | POCAHONTAS SCC | 11/1/2018 | 19 | 3 | 17 | 20 | 0 | 0 | 0 | 3 | 15.000% |
| CDR: PERRY JOHNSON(133) | | | 1045 | 840 | 898 | 1057 | 21 | 631 | 146 | 42 | 79.470% |

WESTERN REGION-- NINTH DISTRICT-- (9 Posts)

| Post | Location | Last Transmittal | Prior Year Mbrs | Curr Year Mbrs | 1/2/2019 85% Target Goal | Curr Year Goal | New Mbrs | Ren Mbrs | Paid Up For Life | On-line | Per Cent of Goal |
|---------------------------------|----------------|------------------|-----------------|----------------|--------------------------|----------------|----------|----------|------------------|---------|------------------|
| 3 | ROANOKE | 12/5/2018 | 362 | 279 | 309 | 363 | 15 | 189 | 47 | 28 | 76.860% |
| 4 | COVINGTON | 12/12/2018 | 54 | 44 | 47 | 55 | 0 | 37 | 5 | 2 | 80.000% |
| 30 | RADFORD | 10/31/2018 | 30 | 22 | 26 | 31 | 0 | 16 | 5 | 1 | 70.968% |
| 59 + | CHRISTIANSBURG | 11/28/2018 | 78 | 69 | 67 | 79 | 2 | 52 | 12 | 3 | 87.342% |
| 80 | VINTON | 11/7/2018 | 81 | 61 | 70 | 82 | 1 | 47 | 12 | 1 | 74.390% |
| 93 + | BUCHANAN | 12/5/2018 | 49 | 44 | 43 | 50 | 0 | 29 | 8 | 7 | 88.000% |
| 182 | BLACKSBURG | 12/5/2018 | 45 | 33 | 39 | 46 | 0 | 20 | 7 | 6 | 71.739% |
| 240 *** | TROUTVILLE | 11/7/2018 | 47 | 49 | 41 | 48 | 1 | 34 | 13 | 1 | 102.083% |
| 248 | ROANOKE | 11/19/2018 | 72 | 55 | 62 | 73 | 0 | 34 | 16 | 5 | 75.342% |
| CDR: GENE MALINOWSKI (5) | | | 818 | 656 | 703 | 827 | 19 | 458 | 125 | 54 | 79.323% |

WESTERN REGION-- TENTH DISTRICT-- (11 Posts)

| Post | Location | Last Transmittal | Prior Year Mbrs | Curr Year Mbrs | 1/2/2019 85% Target Goal | Curr Year Goal | New Mbrs | Ren Mbrs | Paid Up For Life | On-line | Per Cent of Goal |
|--------------------------------|-----------------|------------------|-----------------|----------------|--------------------------|----------------|----------|----------|------------------|---------|------------------|
| 16 | LYNCHBURG | 12/6/2018 | 934 | 721 | 795 | 935 | 52 | 570 | 33 | 66 | 77.112% |
| 17 | LOVINGSTON | 11/14/2018 | 60 | 50 | 52 | 61 | 1 | 39 | 6 | 4 | 81.967% |
| 36 | ALTAVISTA | 11/28/2018 | 51 | 32 | 44 | 52 | 0 | 20 | 5 | 7 | 61.538% |
| 52 | BROOKNEAL | 12/12/2018 | 41 | 31 | 36 | 42 | 2 | 28 | 1 | 0 | 73.810% |
| 54 | BEDFORD | 11/19/2018 | 132 | 110 | 113 | 133 | 2 | 74 | 22 | 12 | 82.707% |
| 62 + | SMITH MTN LAKE | 10/31/2018 | 31 | 29 | 27 | 32 | 0 | 15 | 5 | 9 | 90.625% |
| 104 | APPOMATTOX | 12/12/2018 | 155 | 130 | 133 | 156 | 10 | 87 | 17 | 16 | 83.333% |
| 134 * | DILLWYN | 12/12/2018 | 31 | 32 | 27 | 32 | 3 | 28 | 0 | 1 | 100.000% |
| 217 + | BIG ISLAND | 10/31/2018 | 22 | 21 | 20 | 23 | 0 | 20 | 1 | 0 | 91.304% |
| 269 | CUMBERLAND | 11/28/2018 | 33 | 25 | 29 | 34 | 3 | 20 | 1 | 1 | 73.529% |
| 274 | MADISON HEIGHTS | 9/25/2018 | 77 | 64 | 66 | 78 | 0 | 59 | 4 | 1 | 82.051% |
| CDR: MICHAEL TOMLIN (21 | | | 1567 | 1245 | 1341 | 1578 | 73 | 960 | 95 | 117 | 78.897% |

*** POSTS EQUALING OR SURPASSING THEIR PRIOR YEAR MEMBERSHIP**

***** POSTS EQUALING OR SURPASSING THEIR CURRENT YEAR GOAL**

+ POSTS EQUALING OR SURPASSING THEIR TARGET GOAL