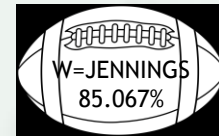

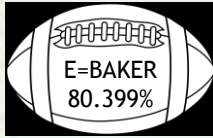


“100% for 100 YEARS”

“TOUCHDOWN”



Department of Virginia

TEAM VIRGINIA

January 9, 2019

Congratulations to three posts that made touchdown from last week!

Post 194, Arlington, 100.000%, Cmdr. Mintz , Dist.17 (N)
 Post 32, Farmville, 110.256%, Cmdr. Bailey, Dist. 5 (W)
 Post 65, Lawrenceville, 100.000%, Cmdr. McMillan , Dist. 5 (W)

The winner of the PUFL (Paid Up For Life) drawing is John Cunningham of Winchester Post 21, District 15. Congratulations John and thank you for your recruiting efforts!

Please remember that there are many individual recruiter awards. For example, Recruiter of the Month – Awarded to the Legionnaire signing up the most new members (minimum of five) in any one given month during a designated period of time. Post Leadership/Adjutants should have a copy of the membership manual. The Manual can be downloaded from Department website by anyone wishing to do so. Go to valegion.org >Organization>Membership. Many forms and downloads are readily available.

It is important that paperwork be timely submitted to the Department for the awards, etc. Due dates are noted in the Membership Manual.

Currently, the Department of Virginia traditional membership is 83.596% of goal. The Northern Region slightly retains the lead by .272 points.

This is another reminder to engage in the 2014, 2015, and 2016 renewal program! Lets not have this great opportunity slip through our fingers.

How are districts compared to last year's membership goal? ((% =2018 / 2019))

Dist. 1 = 75.234% / 78.922%	Dist. 2 = 75.450% / 79.882%
Dist. 3 = 81.968% / 80.127%	Dist. 4 = 81.100% / 83.141%
Dist. 5 = 86.173% / 86.957%	Dist. 6 = 81.401% / 80.346%
Dist. 7 = 79.907% / 88.183%	Dist. 8 = 83.601% / 84.863%
Dist. 9 = 87.018% / 84.764%	Dist. 10= 85.805% / 86.755%
Dist. 11= 80.816% / 79.866%	Dist. 12= 82.606% / 80.697%
Dist. 13= 89.835% / 86.084%	Dist. 14= 80.403% / 82.648%
Dist. 15= 84.858% / 86.405%	Dist. 16= 83.841% / 85.399%
Dist. 17= 81.208% / 85.252%	Total Traditional = 82.306% / 83.596%

For God and Country,

A.B. Brown,
 Department Membership Chair
 Our national position as of January 6, 2019 is 18th

58, 329, 342, 94, 240, 45, 1775, 128, 134, 81, 113, 221, 1799,
 40, 136, 201, 1995, 194, 32, 65

- 7th
- 5th
- 10th
- 15th
- 13th
- 16th
- 17th
- 8th
- 9th
- 4th
- 14th
- 12th
- 6th
- 3rd
- 2nd
- 11th
- 1st

TOUCHDOWNS



THE AMERICAN LEGION
DEPARTMENT OF VIRGINIA
REGION AND DISTRICT STANDINGS
AS OF 1/9/2019

Regional Standings

Region	Stand-ings	Prior Year Mbrs	Curr Year Mbrs	Curr Year Goal	New Mbrs	Ren Mbrs	Paid Up For Life	Online	Per Cent of Goal
NORTHERN	1	14938	12814	15005	552	7243	2129	2890	85.398%
WESTERN	2	6971	5987	7038	234	4559	673	521	85.067%
EASTERN	3	11598	9401	11693	514	5795	1346	1746	80.399%

District Standings

District		Prior Year Mbrs	Curr Year Mbrs	Curr Year Goal	New Mbrs	Ren Mbrs	Paid Up For Life	Online	Per Cent of Goal
SEVENTH	1	778	694	787	27	505	114	48	88.183%
FIFTH	2	1275	1120	1288	51	873	80	116	86.957%
TENTH	3	1567	1369	1578	85	1042	95	147	86.755%
FIFTEENTH	4	1854	1608	1861	45	1217	169	177	86.405%
THIRTEENTH	5	2038	1763	2048	79	1091	274	319	86.084%
SIXTEENTH	6	4236	3632	4253	241	1813	645	933	85.399%
SEVENTEENTH	7	5949	5087	5967	172	2605	918	1392	85.252%
EIGHTH	8	1045	897	1057	23	677	146	51	84.863%
NINTH	9	818	701	827	21	477	125	78	84.764%
FOURTH	10	1457	1223	1471	50	857	150	166	83.141%
FOURTEENTH	11	861	724	876	15	517	123	69	82.648%
TWELFTH	12	1531	1250	1549	80	791	173	206	80.697%
SIXTH	13	1488	1206	1501	27	985	113	81	80.346%
THIRD	14	2495	2012	2511	95	1156	366	395	80.127%
SECOND	15	2705	2172	2719	191	1271	255	455	79.882%
ELEVENTH	16	2802	2261	2831	79	1432	338	412	79.866%
FIRST	17	608	483	612	19	288	64	112	78.922%
TRADITIONAL:		33507	28202	33736	1300	17597	4148	5157	83.596%
POST 141:		8062	5727	7577	24	3353	687	1663	75.584%
CYBERPOST 1919:	1	1	1	1	0	1	0		100.000%
SUBTOTAL:		41570	33930	41314	1324	20951	4835	6820	82.127%
NEW DMS:			0	0					
OVERALL TOTAL			33930	41314					

YEAR TO DATE TOTALS AND SUMMARY

CURRENT YEAR GOAL:	41314
MEMBERSHIP AS OF 1/9/2019 :	33930
REMAINDER TO MEET GOAL:	7384

EASTERN REGION-- FIRST DISTRICT-- (4 Posts)

Post	Location	Last Transmittal	Prior Year Mbrs	Curr Year Mbrs	2/6/2019 90% Target Goal	Curr Year Goal	New Mbrs	Ren Mbrs	Paid Up For Life	On-line	Per Cent of Goal
56	NORTHAMPTON	1/2/2019	243	203	220	244	10	122	20	51	83.197%
100	PARKSLEY	1/2/2019	31	23	29	32	1	10	5	7	71.875%
101	ONANCOCK	12/19/2018	17	14	16	18	0	5	7	2	77.778%
159	CHINCOTEAGUE	1/2/2019	317	243	286	318	8	151	32	52	76.415%
CDR: JAMES RUSSELL			608	483	551	612	19	288	64	112	78.922%

EASTERN REGION-- SECOND DISTRICT-- (14 Posts)

Post	Location	Last Transmittal	Prior Year Mbrs	Curr Year Mbrs	2/6/2019 90% Target Goal	Curr Year Goal	New Mbrs	Ren Mbrs	Paid Up For Life	On-line	Per Cent of Goal
5	NORFOLK	1/2/2019	115	66	104	116	13	24	11	18	56.897%
35 +	NORFOLK	1/2/2019	90	88	82	91	10	36	6	36	96.703%
37	NORFOLK	1/9/2019	289	223	261	290	82	119	6	16	76.897%
60	NORFOLK	1/2/2019	59	45	54	60	0	26	4	15	75.000%
81 *	VIRGINIA BEACH	12/19/2018	22	23	21	23	2	15	5	1	100.000%
110	VIRGINIA BEACH	1/2/2019	346	297	312	347	1	167	54	75	85.591%
113 ***	PRINCESS ANNE	1/9/2019	66	70	60	67	5	34	8	23	104.478%
118	NORFOLK	1/2/2019	18	13	17	19	0	6	3	4	68.421%
190	PORTSMOUTH	1/2/2019	256	159	231	257	8	125	15	11	61.868%
204	NORFOLK	1/9/2019	47	38	43	48	1	33	0	4	79.167%
280	CHESAPEAKE	1/2/2019	406	346	366	407	18	184	56	88	85.012%
310 +	CHURCHLAND	1/9/2019	65	59	59	66	1	39	6	13	89.394%
327	NORFOLK	1/9/2019	900	724	811	901	42	452	79	151	80.355%
1992	VIRGINIA BEACH	12/18/2018	26	21	24	27	8	11	2	0	77.778%
CDR: JOHN SCHENK, SR (327)			2705	2172	2447	2719	191	1271	255	455	79.882%

EASTERN REGION-- THIRD DISTRICT-- (16 Posts)

Post	Location	Last Transmittal	Prior Year Mbrs	Curr Year Mbrs	2/6/2019 90% Target Goal	Curr Year Goal	New Mbrs	Ren Mbrs	Paid Up For Life	On-line	Per Cent of Goal
25 +	NEWPORT NEWS	1/9/2019	405	368	365	406	41	210	46	71	90.640%
31	HAMPTON	12/19/2018	63	50	58	64	0	21	17	12	78.125%
39 +	WILLIAMSBURG	1/9/2019	106	97	96	107	1	55	15	26	90.654%
48	HAMPTON	1/2/2019	96	83	87	97	2	35	25	21	85.567%
61	CHARLES CITY	12/19/2018	41	30	38	42	1	24	1	4	71.429%
67	HAMPTON	1/2/2019	178	116	161	179	10	64	31	11	64.804%
75	GLOUCESTER	1/2/2019	185	159	167	186	8	85	35	31	85.484%
83 +	MATHEWS	1/2/2019	166	151	150	167	2	108	18	23	90.419%
165	YORKTOWN	11/20/2018	29	22	27	30	0	11	6	5	73.333%
172	WEST POINT	12/19/2018	16	11	15	17	0	7	3	1	64.706%
273	POQUOSON	1/9/2019	127	110	115	128	4	60	28	18	85.938%
314 +	AYLETT	1/9/2019	29	29	27	30	1	14	10	4	96.667%

EASTERN REGION-- THIRD DISTRICT-- (16 Posts)

Post	Location	Last Transmittal	Prior Year Mbrs	Curr Year Mbrs	2/6/2019 90% Target Goal	Curr Year Goal	New Mbrs	Ren Mbrs	Paid Up For Life	On-line	Per Cent of Goal
368	NEWPORT NEWS	1/2/2019	911	682	821	912	25	409	108	140	74.781%
1776	WILLIAMSBURG	1/2/2019	84	55	77	85	0	27	11	17	64.706%
1991 +	TABB	1/2/2019	39	37	36	40	0	26	4	7	92.500%
1997	HAMPTON	1/2/2019	20	12	19	21	0	0	8	4	57.143%
CDR: RICHARD WARD (75)			2495	2012	2260	2511	95	1156	366	395	80.127%

EASTERN REGION-- FOURTH DISTRICT-- (14 Posts)

Post	Location	Last Transmittal	Prior Year Mbrs	Curr Year Mbrs	2/6/2019 90% Target Goal	Curr Year Goal	New Mbrs	Ren Mbrs	Paid Up For Life	On-line	Per Cent of Goal
2	PETERSBURG	1/9/2019	368	291	332	369	15	189	38	49	78.862%
46	EMPORIA	12/19/2018	33	24	31	34	0	20	2	2	70.588%
49	SMITHFIELD	1/2/2019	154	135	140	155	4	93	13	25	87.097%
57	SUFFOLK	1/2/2019	77	67	70	78	1	55	5	6	85.897%
73	FRANKLIN	1/9/2019	81	67	74	82	1	48	11	7	81.707%
88	SUFFOLK	1/2/2019	78	69	71	79	5	35	11	18	87.342%
120	DISPUTANTA	1/2/2019	126	102	114	127	6	64	21	11	80.315%
146 +	HOPEWELL	1/9/2019	343	321	310	344	14	238	36	33	93.314%
149	DINWIDDIE	12/19/2018	33	29	31	34	0	21	3	5	85.294%
151	EMPORIA	9/26/2018	72	43	66	73	0	39	3	1	58.904%
160 +	SURRY	12/18/2018	40	38	37	41	4	24	5	5	92.683%
191	WAVERLY	12/19/2018	14	12	14	15	0	9	0	3	80.000%
264	JARRATT	12/19/2018	20	14	19	21	0	11	2	1	66.667%
276	BOYKINS	9/19/2018	18	11	17	19	0	11	0	0	57.895%
CDR: M COMBO-FARRIS(120)			1457	1223	1324	1471	50	857	150	166	83.141%

EASTERN REGION-- ELEVENTH DISTRICT-- (20 Posts)

Post	Location	Last Transmittal	Prior Year Mbrs	Curr Year Mbrs	2/6/2019 90% Target Goal	Curr Year Goal	New Mbrs	Ren Mbrs	Paid Up For Life	On-line	Per Cent of Goal
1	RICHMOND	1/2/2019	141	55	128	142	1	20	18	16	38.732%
38	RICHMOND	11/1/2018	19	10	18	20	0	8	1	1	50.000%
84	RICHMOND	1/9/2019	117	95	106	118	4	59	19	13	80.508%
87	AMELIA	1/2/2019	50	41	46	51	1	28	10	2	80.392%
91	CHESTERFIELD	10/16/2018	5	4	14	15	0	0	2	2	26.667%
108	RICHMOND	12/5/2018	20	15	19	21	0	12	3	0	71.429%
125	RICHMOND	1/9/2019	104	74	95	105	4	58	6	6	70.476%
136 ***	ETTRICK	1/2/2019	19	22	18	20	0	20	0	2	110.000%
137	RICHMOND	1/9/2019	153	120	139	154	4	77	20	19	77.922%
144	HIGHLAND SPRINGS	1/2/2019	187	153	169	188	8	106	20	19	81.383%
186	MIDLOTHIAN	1/2/2019	369	299	333	370	13	190	36	60	80.811%
189	RICHMOND	1/2/2019	26	21	24	27	0	13	7	1	77.778%

EASTERN REGION-- ELEVENTH DISTRICT-- (20 Posts)

Post	Location	Last Transmittal	Prior Year Mbrs	Curr Year Mbrs	2/6/2019 90% Target Goal	Curr Year Goal	New Mbrs	Ren Mbrs	Paid Up For Life	On-line	Per Cent of Goal
201 ***	POWHATAN	1/2/2019	100	104	91	101	1	74	16	13	102.970%
210	RICHMOND	11/1/2018	14	10	14	15	0	6	2	2	66.667%
233	RICHMOND	12/19/2018	59	48	54	60	0	39	7	2	80.000%
242	SANDSTON	12/19/2018	71	62	65	72	2	50	7	3	86.111%
244	GLEN ALLEN	1/9/2019	109	97	99	110	1	70	7	19	88.182%
284	COLONIAL HEIGHTS	1/9/2019	1075	904	968	1076	36	532	148	188	84.015%
354	RICHMOND	1/2/2019	124	95	113	125	4	53	4	34	76.000%
361	RICHMOND	1/2/2019	40	32	37	41	0	17	5	10	78.049%
CDR: JAMES WALSH (244)			2802	2261	2548	2831	79	1432	338	412	79.866%

EASTERN REGION-- TWELFTH DISTRICT-- (14 Posts)

Post	Location	Last Transmittal	Prior Year Mbrs	Curr Year Mbrs	2/6/2019 90% Target Goal	Curr Year Goal	New Mbrs	Ren Mbrs	Paid Up For Life	On-line	Per Cent of Goal
55	FREDERICKSBURG	1/9/2019	227	176	205	228	26	116	22	12	77.193%
64	TAPPAHANNOCK	1/2/2019	45	38	41	46	0	23	3	12	82.609%
82	SALUDA	1/2/2019	23	16	22	24	0	3	6	7	66.667%
86 +	KILMARNOCK	1/2/2019	75	68	68	76	1	40	12	15	89.474%
89	KING GEORGE	1/2/2019	162	121	147	163	1	63	33	24	74.233%
115	FARNHAM	10/31/2018	18	5	17	19	1	4	0	0	26.316%
117	REEDVILLE	1/2/2019	127	110	115	128	2	90	10	8	85.938%
148 +	COLONIAL BEACH	1/9/2019	279	263	252	280	32	179	16	36	93.929%
221 ***	CAROLINE COUNTY	1/9/2019	38	40	35	39	2	26	4	8	102.564%
241 *	STORMONT	9/4/2018	10	11	14	15	2	9	0	0	73.333%
252 +	MONTROSS	1/2/2019	60	59	55	61	0	42	10	7	96.721%
320	SPOTSYLVANIA	1/9/2019	381	273	344	382	11	139	50	73	71.466%
329 ***	DAHLGREN	11/14/2018	40	42	37	41	2	38	2	0	102.439%
401	WARSAW	12/19/2018	46	28	42	47	0	19	5	4	59.574%
CDR: DONNELL JOHNSON (5)			1531	1250	1394	1549	80	791	173	206	80.697%

NORTHERN REGION-- THIRTEENTH DISTRICT-- (10 Posts)

Post	Location	Last Transmittal	Prior Year Mbrs	Curr Year Mbrs	2/6/2019 90% Target Goal	Curr Year Goal	New Mbrs	Ren Mbrs	Paid Up For Life	On-line	Per Cent of Goal
74	CHARLOTTESVILLE	1/9/2019	797	697	718	798	35	415	139	108	87.343%
90	BEAVERDAM	1/2/2019	58	50	53	59	3	33	5	9	84.746%
116	LOUISA	12/19/2018	122	105	111	123	2	65	13	25	85.366%
128 ***	STANARDSVILLE	1/2/2019	92	102	84	93	5	85	4	8	109.677%
156	ORANGE	1/9/2019	173	142	157	174	4	101	19	18	81.609%
157	MADISON	1/9/2019	129	110	117	130	5	60	18	27	84.615%
175	MECHANICSVILLE	1/2/2019	333	298	301	334	9	189	34	66	89.222%
206	ASHLAND	12/19/2018	35	30	32	36	0	22	5	3	83.333%

NORTHERN REGION-- THIRTEENTH DISTRICT-- (10 Posts)

Post	Location	Last Transmittal	Prior Year Mbrs	Curr Year Mbrs	2/6/2019 90% Target Goal	Curr Year Goal	New Mbrs	Ren Mbrs	Paid Up For Life	On-line	Per Cent of Goal
215	GOOCHLAND	1/2/2019	140	107	127	141	5	56	21	25	75.887%
2003	FLUVANNA COUNTY	1/2/2019	159	122	144	160	11	65	16	30	76.250%
CDR: PHIL GRIMM (74)			2038	1763	1843	2048	79	1091	274	319	86.084%

NORTHERN REGION-- FOURTEENTH DISTRICT-- (10 Posts)

Post	Location	Last Transmittal	Prior Year Mbrs	Curr Year Mbrs	2/6/2019 90% Target Goal	Curr Year Goal	New Mbrs	Ren Mbrs	Paid Up For Life	On-line	Per Cent of Goal
13	STAUNTON	1/2/2019	165	137	154	171	2	101	17	17	80.117%
27	DAYTON	1/2/2019	192	164	174	193	1	123	26	14	84.974%
76 +	HARRISONBURG	12/5/2018	35	33	32	36	0	27	5	1	91.667%
92	BATH COUNTY	9/10/2018	14	8	14	15	0	5	3	0	53.333%
126	BUENA VISTA	1/2/2019	78	70	71	79	2	54	8	6	88.608%
188	HARRISONBURG	1/9/2019	176	144	159	177	8	111	10	15	81.356%
222	ELKTON	9/25/2018	14	12	14	15	0	11	0	1	80.000%
278	PLAINS DISTRICT	9/10/2018	21	19	20	22	0	0	19	0	86.364%
291	LEXINGTON	12/5/2018	14	11	14	15	0	9	0	2	73.333%
340	EAST AUGUSTA COU	1/2/2019	152	126	138	153	2	76	35	13	82.353%
CDR: JOE MCGUGAN(340)			861	724	788	876	15	517	123	69	82.648%

NORTHERN REGION-- FIFTEENTH DISTRICT-- (7 Posts)

Post	Location	Last Transmittal	Prior Year Mbrs	Curr Year Mbrs	2/6/2019 90% Target Goal	Curr Year Goal	New Mbrs	Ren Mbrs	Paid Up For Life	On-line	Per Cent of Goal
21	WINCHESTER	1/2/2019	455	409	410	456	22	315	41	31	89.693%
22	LURAY	1/9/2019	70	58	64	71	1	37	13	7	81.690%
41 +	BERRYVILLE	1/2/2019	173	163	157	174	2	126	6	29	93.678%
53	FRONT ROYAL	1/2/2019	339	279	306	340	6	202	38	33	82.059%
77	STRASBURG	1/2/2019	280	247	253	281	9	200	18	20	87.900%
166	NEW MARKET	1/9/2019	147	127	133	148	0	91	24	12	85.811%
199	WOODSTOCK	1/2/2019	390	325	352	391	5	246	29	45	83.120%
CDR: G. NELSON RITTER (21)			1854	1608	1675	1861	45	1217	169	177	86.405%

NORTHERN REGION-- SIXTEENTH DISTRICT-- (17 Posts)

Post	Location	Last Transmittal	Prior Year Mbrs	Curr Year Mbrs	2/6/2019 90% Target Goal	Curr Year Goal	New Mbrs	Ren Mbrs	Paid Up For Life	On-line	Per Cent of Goal
10	MANASSAS	1/9/2019	789	702	711	790	38	351	109	204	88.861%
28	TRIANGLE	1/9/2019	276	230	249	277	17	115	43	55	83.032%
34	LEESBURG	1/2/2019	89	71	81	90	1	30	23	17	78.889%
72	WARRENTON	1/2/2019	417	372	376	418	17	217	55	83	88.995%
114	MANASSAS	1/2/2019	57	44	52	58	5	25	13	1	75.862%

NORTHERN REGION-- SIXTEENTH DISTRICT-- (17 Posts)

Post	Location	Last Transmittal	Prior Year Mbrs	Curr Year Mbrs	2/6/2019 90% Target Goal	Curr Year Goal	New Mbrs	Ren Mbrs	Paid Up For Life	On-line	Per Cent of Goal
150	STERLING PARK	1/2/2019	94	81	86	95	1	44	16	20	85.263%
158	MANASSAS	9/10/2018	28	18	26	29	0	13	5	0	62.069%
247	REMINGTON	12/19/2018	93	75	85	94	5	23	25	22	79.787%
290	STAFFORD	1/9/2019	705	604	635	706	57	313	84	150	85.552%
293	PURCELLVILLE	1/9/2019	213	187	193	214	30	81	15	61	87.383%
295	MIDDLEBURG	1/2/2019	22	18	21	23	0	13	1	4	78.261%
330	CULPEPER	1/2/2019	179	156	162	180	4	94	25	33	86.667%
360	WARRENTON	1/2/2019	29	21	27	30	0	13	7	1	70.000%
364	WOODBIDGE	1/2/2019	1003	819	904	1004	33	389	189	208	81.574%
1799 ***	HAYMARKET	1/2/2019	112	116	102	113	13	42	16	45	102.655%
1836	LOVETTSVILLE	12/5/2018	40	36	37	41	11	23	2	0	87.805%
2001 +	ASHBURN	1/2/2019	90	82	82	91	9	27	17	29	90.110%
CDR: SONNIE DICKERSON (3)			4236	3632	3828	4253	241	1813	645	933	85.399%

NORTHERN REGION-- SEVENTEENTH DISTRICT-- (18 Posts)

Post	Location	Last Transmittal	Prior Year Mbrs	Curr Year Mbrs	2/6/2019 90% Target Goal	Curr Year Goal	New Mbrs	Ren Mbrs	Paid Up For Life	On-line	Per Cent of Goal
24	ALEXANDRIA	1/2/2019	724	605	653	725	9	235	123	238	83.448%
44	ARLINGTON	1/2/2019	82	56	75	83	0	25	16	15	67.470%
85	ARLINGTON	1/9/2019	146	120	132	147	9	61	16	34	81.633%
123	GREENSPRING	1/2/2019	55	47	50	56	2	28	16	1	83.929%
129	ALEXANDRIA	1/2/2019	17	12	16	18	0	0	5	7	66.667%
130	FALLS CHURCH	1/2/2019	213	177	193	214	4	103	24	46	82.710%
139	ARLINGTON	1/9/2019	250	202	226	251	4	108	38	52	80.478%
162	LORTON	1/9/2019	398	303	359	399	9	167	40	87	75.940%
176	SPRINGFIELD	1/2/2019	1376	1231	1239	1377	50	606	228	347	89.397%
177	FAIRFAX	1/9/2019	971	828	875	972	18	435	143	232	85.185%
180	VIENNA	1/2/2019	648	560	584	649	34	321	76	129	86.287%
184 +	HERNDON	1/9/2019	200	186	181	201	2	88	43	53	92.537%
194 *	ARLINGTON	1/9/2019	44	45	41	45	2	34	8	1	100.000%
225 +	FALLS CHURCH	9/10/2018	29	27	27	30	0	19	8	0	90.000%
270	McLEAN	1/2/2019	313	234	283	314	17	118	45	54	74.522%
1775 ***	FORT BELVOIR	1/2/2019	40	50	37	41	0	26	14	10	121.951%
1976	ANNANDALE	1/9/2019	311	266	281	312	10	173	37	46	85.256%
1995 ***	CENTREVILLE	1/9/2019	132	138	120	133	2	58	38	40	103.759%
CDR: TOMMY POWELL (130)			5949	5087	5370	5967	172	2605	918	1392	85.252%

WESTERN REGION-- FIFTH DISTRICT-- (13 Posts)

Post	Location	Last Transmittal	Prior Year Mbrs	Curr Year Mbrs	2/6/2019 90% Target Goal	Curr Year Goal	New Mbrs	Ren Mbrs	Paid Up For Life	On-line	Per Cent of Goal
------	----------	------------------	-----------------	----------------	--------------------------	----------------	----------	----------	------------------	---------	------------------

WESTERN REGION-- FIFTH DISTRICT-- (13 Posts)

Post	Location	Last Transmittal	Prior Year Mbrs	Curr Year Mbrs	2/6/2019 90% Target Goal	Curr Year Goal	New Mbrs	Ren Mbrs	Paid Up For Life	On-line	Per Cent of Goal
8	SOUTH BOSTON	1/2/2019	270	240	244	271	13	191	18	18	88.561%
32 ***	FARMVILLE	1/9/2019	38	43	35	39	5	30	2	6	110.256%
40 *	BLACKSTONE	12/18/2018	17	18	16	18	1	13	4	0	100.000%
43	CHASE CITY	1/2/2019	83	72	76	84	0	63	5	4	85.714%
45 ***	CLARKSVILLE	1/2/2019	42	46	39	43	2	22	6	16	106.977%
50	CREWE	1/9/2019	45	30	41	46	0	15	8	7	65.217%
65 *	LAWRENCEVILLE	1/9/2019	20	21	19	21	2	18	1	0	100.000%
79	SOUTH HILL	1/2/2019	381	319	344	382	0	267	14	38	83.508%
94 ***	ALBERTA	10/17/2018	15	19	14	16	3	14	1	1	118.750%
99	HALIFAX	1/9/2019	183	150	166	184	16	118	8	8	81.522%
147 +	KENBRIDGE	1/9/2019	51	47	47	52	2	30	9	6	90.385%
260	KEYSVILLE	12/19/2018	102	79	93	103	1	62	4	12	76.699%
342 ***	VOLENS	10/17/2018	28	36	26	29	6	30	0	0	124.138%
CDR: TOM HART (147)			1275	1120	1159	1288	51	873	80	116	86.957%

WESTERN REGION-- SIXTH DISTRICT-- (13 Posts)

Post	Location	Last Transmittal	Prior Year Mbrs	Curr Year Mbrs	2/6/2019 90% Target Goal	Curr Year Goal	New Mbrs	Ren Mbrs	Paid Up For Life	On-line	Per Cent of Goal
6	ROCKY MOUNT	12/5/2018	87	67	79	88	0	60	5	2	76.136%
11	BASSETT	12/19/2018	40	30	37	41	0	23	4	3	73.171%
29	DANVILLE	1/2/2019	166	144	150	167	3	129	8	4	86.228%
42	MARTINSVILLE	1/2/2019	94	72	86	95	0	58	6	8	75.789%
47	CHATHAM	12/19/2018	21	6	20	22	0	0	2	4	27.273%
78	MARTINSVILLE	1/2/2019	190	155	172	191	4	129	11	11	81.152%
96 +	CALLAWAY	12/19/2018	15	14	14	16	0	13	0	1	87.500%
105	STUART	1/9/2019	65	55	59	66	1	42	7	5	83.333%
111	ROCKY MOUNT	12/19/2018	38	33	35	39	1	18	11	3	84.615%
127	FLOYD	1/2/2019	76	65	69	77	3	48	10	4	84.416%
232	GRETNA	1/2/2019	92	78	84	93	3	67	3	5	83.871%
325	DANVILLE	1/2/2019	278	230	251	279	2	193	19	16	82.437%
1097	DANVILLE	1/9/2019	326	257	294	327	10	205	27	15	78.593%
CDR: ANN BOWER			1488	1206	1351	1501	27	985	113	81	80.346%

WESTERN REGION-- SEVENTH DISTRICT-- (9 Posts)

Post	Location	Last Transmittal	Prior Year Mbrs	Curr Year Mbrs	2/6/2019 90% Target Goal	Curr Year Goal	New Mbrs	Ren Mbrs	Paid Up For Life	On-line	Per Cent of Goal
7 +	PULASKI	1/2/2019	121	112	110	122	3	95	8	6	91.803%
9 +	WYTHEVILLE	1/9/2019	112	110	102	113	5	63	31	11	97.345%
18	MARION	1/2/2019	59	47	54	60	2	34	6	5	78.333%
20	BLAND	10/31/2018	50	41	46	51	1	34	3	3	80.392%

WESTERN REGION-- SEVENTH DISTRICT-- (9 Posts)

Post	Location	Last Transmittal	Prior Year Mbrs	Curr Year Mbrs	2/6/2019 90% Target Goal	Curr Year Goal	New Mbrs	Ren Mbrs	Paid Up For Life	On-line	Per Cent of Goal
58 ***	DUBLIN	9/20/2018	45	52	41	46	6	45	1	0	113.043%
68	NARROWS	12/19/2018	85	69	77	86	3	46	18	2	80.233%
229	RURAL RETREAT	1/9/2019	135	110	122	136	1	68	32	9	80.882%
245	GALAX	1/9/2019	126	112	114	127	5	87	12	8	88.189%
311 +	PEMBROKE	1/9/2019	45	41	41	46	1	33	3	4	89.130%
CDR: BILL HOGG (311)			778	694	708	787	27	505	114	48	88.183%

WESTERN REGION-- EIGHTH DISTRICT-- (12 Posts)

Post	Location	Last Transmittal	Prior Year Mbrs	Curr Year Mbrs	2/6/2019 90% Target Goal	Curr Year Goal	New Mbrs	Ren Mbrs	Paid Up For Life	On-line	Per Cent of Goal
12	ABINGDON	1/9/2019	89	69	81	90	0	51	12	6	76.667%
14	POCAHONTAS	1/2/2019	85	68	77	86	3	54	7	4	79.070%
122	BLUEFIELD	9/10/2018	21	16	20	22	0	2	14	0	72.727%
133 +	TAZEWELL	1/2/2019	104	101	95	105	5	78	10	8	96.190%
135	DAMASCUS	12/19/2018	37	27	34	38	0	23	2	2	71.053%
164	GRUNDY	1/9/2019	359	316	324	360	1	227	76	12	87.778%
185	JONESVILLE	1/9/2019	47	41	43	48	0	31	6	4	85.417%
208	LEBANON	11/19/2018	75	67	68	76	2	54	9	2	88.158%
227	CLINTWOOD	9/25/2018	17	14	16	18	0	11	3	0	77.778%
243	NORTON	1/9/2019	81	63	74	82	7	45	6	5	76.829%
265 +	GATE CITY	12/19/2018	111	101	101	112	3	92	1	5	90.179%
775	POCAHONTAS SCC	1/2/2019	19	14	18	20	2	9	0	3	70.000%
CDR: PERRY JOHNSON(133)			1045	897	951	1057	23	677	146	51	84.863%

WESTERN REGION-- NINTH DISTRICT-- (9 Posts)

Post	Location	Last Transmittal	Prior Year Mbrs	Curr Year Mbrs	2/6/2019 90% Target Goal	Curr Year Goal	New Mbrs	Ren Mbrs	Paid Up For Life	On-line	Per Cent of Goal
3	ROANOKE	1/2/2019	362	297	327	363	15	193	47	42	81.818%
4	COVINGTON	1/9/2019	54	47	50	55	0	39	5	3	85.455%
30	RADFORD	10/31/2018	30	22	28	31	0	16	5	1	70.968%
59 +	CHRISTIANSBURG	1/2/2019	78	74	71	79	2	56	12	4	93.671%
80	VINTON	1/9/2019	81	68	74	82	1	52	12	3	82.927%
93 +	BUCHANAN	1/2/2019	49	48	45	50	0	29	8	11	96.000%
182	BLACKSBURG	12/19/2018	45	34	41	46	0	20	7	7	73.913%
240 ***	TROUTVILLE	11/7/2018	47	49	43	48	1	34	13	1	102.083%
248	ROANOKE	12/19/2018	72	62	66	73	2	38	16	6	84.932%
CDR: GENE MALINOWSKI (5)			818	701	744	827	21	477	125	78	84.764%

WESTERN REGION-- TENTH DISTRICT-- (11 Posts)

Post	Location	Last Transmittal	Prior Year Mbrs	Curr Year Mbrs	2/6/2019 90% Target Goal	Curr Year Goal	New Mbrs	Ren Mbrs	Paid Up For Life	On-line	Per Cent of Goal
16	LYNCHBURG	1/2/2019	934	809	842	935	61	628	33	87	86.524%
17 +	LOVINGSTON	12/19/2018	60	55	55	61	1	43	6	5	90.164%
36	ALTAVISTA	1/2/2019	51	36	47	52	0	24	5	7	69.231%
52	BROOKNEAL	1/2/2019	41	33	38	42	2	30	1	0	78.571%
54	BEDFORD	1/2/2019	132	115	120	133	2	76	22	15	86.466%
62 +	SMITH MTN LAKE	12/19/2018	31	31	29	32	0	15	5	11	96.875%
104	APPOMATTOX	1/2/2019	155	134	140	156	12	88	17	17	85.897%
134 *	DILLWYN	12/12/2018	31	32	29	32	3	28	0	1	100.000%
217 +	BIG ISLAND	10/31/2018	22	21	21	23	0	20	1	0	91.304%
269 +	CUMBERLAND	12/19/2018	33	33	31	34	3	28	1	1	97.059%
274 +	MADISON HEIGHTS	1/2/2019	77	70	70	78	1	62	4	3	89.744%
CDR: MICHAEL TOMLIN (21			1567	1369	1420	1578	85	1042	95	147	86.755%

*** POSTS EQUALING OR SURPASSING THEIR PRIOR YEAR MEMBERSHIP**

***** POSTS EQUALING OR SURPASSING THEIR CURRENT YEAR GOAL**

+ POSTS EQUALING OR SURPASSING THEIR TARGET GOAL