
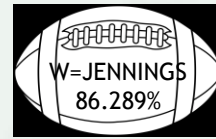

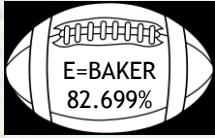


“100% for 100 YEARS”

“TOUCHDOWN”



Department of Virginia

TEAM VIRGINIA

January 23, 2019

The Department the of Virginia ended this week with 28,858 traditional post members. This puts us at 85.541% of our goal. Clearly, the remaining ~14.5% is within reach for “Team Virginia” to achieve Touchdown. Actually, we have a wonderful opportunity to accomplish the goal before the end of the membership year and the end of our Centennial year!

Department of Virginia Vice Commander Baker representing the East, advanced the most from last week. They advanced 1.103 points ending with 82.699% of traditional post membership. The Northern Region, represented by Department Vice Commander Dudley still retains lead position with 87.704% of traditional membership goal. Western region and Department Vice Commander Jennings has 86.289% of goal and are committed to take first place again.

Last week, and now this week, there are been extreme changes in District positions. A noticeable change is the North’s 16th District, headed by District Commander Dickerson, as they advanced 4 positions. The East’s 12th District, headed by District Commander Johnson, advanced 3 positions.

Recently we have had membership booth setups and the potential for more membership drives are near. Next weeks’ cover page will have more information about them.

Great efforts by everyone and we, together, will make our goal and strengthen the American Legion.

For God and Country,

A.B. Brown
Department Membership

58, 329, 342, 94, 240, 45, 1775, 128, 134, 81, 113, 221, 1799, 40, 136, 201, 1995, 194, 32, 65, 295

- 7th
- 10th
- 16th
- 15th
- 5th
- 17th
- 9th
- 13th
- 8th
- 4th
- 12th
- 2nd
- 14th
- 3rd
- 1st
- 11th
- 6th



TOUCHDOWNS



THE AMERICAN LEGION
DEPARTMENT OF VIRGINIA
REGION AND DISTRICT STANDINGS
AS OF 1/23/2019

Regional Standings

Region	Stand-ings	Prior Year Mbrs	Curr Year Mbrs	Curr Year Goal	New Mbrs	Ren Mbrs	Paid Up For Life	Online	Per Cent of Goal
NORTHERN	1	14938	13115	15005	601	7387	2138	2989	87.404%
WESTERN	2	6971	6073	7038	242	4627	674	530	86.289%
EASTERN	3	11598	9670	11693	551	5971	1348	1800	82.699%

District Standings

District		Prior Year Mbrs	Curr Year Mbrs	Curr Year Goal	New Mbrs	Ren Mbrs	Paid Up For Life	Online	Per Cent of Goal
SEVENTH	1	778	707	787	28	515	114	50	89.835%
TENTH	2	1567	1397	1578	87	1067	95	148	88.530%
SIXTEENTH	3	4236	3756	4253	265	1872	650	969	88.314%
FIFTEENTH	4	1854	1637	1861	47	1240	169	181	87.963%
FIFTH	5	1275	1126	1288	52	876	81	117	87.422%
SEVENTEENTH	6	5949	5211	5967	188	2659	921	1443	87.330%
NINTH	7	818	722	827	23	495	125	79	87.304%
THIRTEENTH	8	2038	1785	2048	86	1099	275	325	87.158%
EIGHTH	9	1045	904	1057	23	682	146	53	85.525%
FOURTH	10	1457	1238	1471	52	869	150	167	84.160%
TWELFTH	11	1531	1290	1549	86	816	173	215	83.280%
SECOND	12	2705	2254	2719	204	1319	255	476	82.898%
FOURTEENTH	13	861	726	876	15	517	123	71	82.877%
THIRD	14	2495	2076	2511	98	1204	367	407	82.676%
FIRST	15	608	504	612	20	307	64	113	82.353%
ELEVENTH	16	2802	2308	2831	91	1456	339	422	81.526%
SIXTH	17	1488	1217	1501	29	992	113	83	81.079%
TRADITIONAL:		33507	28858	33736	1394	17985	4160	5319	85.541%
POST 141:		8062	5821	7577	25	3407	689	1700	76.825%
CYBERPOST 1919:	1	1	1	1	0	1	0		100.000%
SUBTOTAL:		41570	34680	41314	1419	21393	4849	7019	83.942%
NEW DMS:			0	0					
OVERALL TOTAL			34680	41314					

YEAR TO DATE TOTALS AND SUMMARY

CURRENT YEAR GOAL:	41314
MEMBERSHIP AS OF 1/23/2019 :	34680
REMAINDER TO MEET GOAL:	6634

EASTERN REGION-- FIRST DISTRICT-- (4 Posts)

Post	Location	Last Transmittal	Prior Year Mbrs	Curr Year Mbrs	2/6/2019 90% Target Goal	Curr Year Goal	New Mbrs	Ren Mbrs	Paid Up For Life	On-line	Per Cent of Goal
56	NORTHAMPTON	1/15/2019	243	204	220	244	10	123	20	51	83.607%
100	PARKSLEY	1/2/2019	31	23	29	32	1	10	5	7	71.875%
101	ONANCOCK	12/19/2018	17	14	16	18	0	5	7	2	77.778%
159	CHINCOTEAGUE	1/16/2019	317	263	286	318	9	169	32	53	82.704%
CDR: JAMES RUSSELL			608	504	551	612	20	307	64	113	82.353%

EASTERN REGION-- SECOND DISTRICT-- (14 Posts)

Post	Location	Last Transmittal	Prior Year Mbrs	Curr Year Mbrs	2/6/2019 90% Target Goal	Curr Year Goal	New Mbrs	Ren Mbrs	Paid Up For Life	On-line	Per Cent of Goal
5	NORFOLK	1/2/2019	115	66	104	116	13	24	11	18	56.897%
35 +	NORFOLK	1/16/2019	90	89	82	91	10	36	6	37	97.802%
37	NORFOLK	1/23/2019	289	244	261	290	88	134	6	16	84.138%
60	NORFOLK	1/2/2019	59	45	54	60	0	26	4	15	75.000%
81 *	VIRGINIA BEACH	12/19/2018	22	23	21	23	2	15	5	1	100.000%
110	VIRGINIA BEACH	1/17/2019	346	302	312	347	1	170	54	77	87.032%
113 ***	PRINCESS ANNE	1/22/2019	66	73	60	67	6	36	8	23	108.955%
118	NORFOLK	1/2/2019	18	13	17	19	0	6	3	4	68.421%
190	PORTSMOUTH	1/16/2019	256	168	231	257	8	133	15	12	65.370%
204	NORFOLK	1/16/2019	47	40	43	48	1	35	0	4	83.333%
280	CHESAPEAKE	1/16/2019	406	359	366	407	20	191	56	92	88.206%
310 +	CHURCHLAND	1/16/2019	65	60	59	66	1	39	6	14	90.909%
327	NORFOLK	1/22/2019	900	751	811	901	46	463	79	163	83.352%
1992	VIRGINIA BEACH	12/18/2018	26	21	24	27	8	11	2	0	77.778%
CDR: JOHN SCHENK, SR (327)			2705	2254	2447	2719	204	1319	255	476	82.898%

EASTERN REGION-- THIRD DISTRICT-- (16 Posts)

Post	Location	Last Transmittal	Prior Year Mbrs	Curr Year Mbrs	2/6/2019 90% Target Goal	Curr Year Goal	New Mbrs	Ren Mbrs	Paid Up For Life	On-line	Per Cent of Goal
25 +	NEWPORT NEWS	1/16/2019	405	371	365	406	41	210	46	74	91.379%
31	HAMPTON	12/19/2018	63	50	58	64	0	21	17	12	78.125%
39 +	WILLIAMSBURG	1/9/2019	106	97	96	107	1	55	15	26	90.654%
48	HAMPTON	1/15/2019	96	85	87	97	3	36	25	21	87.629%
61	CHARLES CITY	12/19/2018	41	30	38	42	1	24	1	4	71.429%
67	HAMPTON	1/15/2019	178	119	161	179	10	67	31	11	66.480%
75	GLOUCESTER	1/22/2019	185	164	167	186	9	89	35	31	88.172%
83 +	MATHEWS	1/16/2019	166	153	150	167	2	108	18	25	91.617%
165	YORKTOWN	11/20/2018	29	22	27	30	0	11	6	5	73.333%
172	WEST POINT	12/19/2018	16	11	15	17	0	7	3	1	64.706%
273	POQUOSON	1/22/2019	127	114	115	128	4	62	28	20	89.063%
314 +	AYLETT	1/9/2019	29	29	27	30	1	14	10	4	96.667%

EASTERN REGION-- THIRD DISTRICT-- (16 Posts)

Post	Location	Last Transmittal	Prior Year Mbrs	Curr Year Mbrs	2/6/2019 90% Target Goal	Curr Year Goal	New Mbrs	Ren Mbrs	Paid Up For Life	On-line	Per Cent of Goal
368	NEWPORT NEWS	1/23/2019	911	715	821	912	25	439	109	142	78.399%
1776	WILLIAMSBURG	1/16/2019	84	66	77	85	1	35	11	19	77.647%
1991 +	TABB	1/2/2019	39	37	36	40	0	26	4	7	92.500%
1997	HAMPTON	1/16/2019	20	13	19	21	0	0	8	5	61.905%
CDR: RICHARD WARD (75)			2495	2076	2260	2511	98	1204	367	407	82.676%

EASTERN REGION-- FOURTH DISTRICT-- (14 Posts)

Post	Location	Last Transmittal	Prior Year Mbrs	Curr Year Mbrs	2/6/2019 90% Target Goal	Curr Year Goal	New Mbrs	Ren Mbrs	Paid Up For Life	On-line	Per Cent of Goal
2	PETERSBURG	1/22/2019	368	305	332	369	17	200	38	50	82.656%
46	EMPORIA	12/19/2018	33	24	31	34	0	20	2	2	70.588%
49	SMITHFIELD	1/22/2019	154	136	140	155	4	94	13	25	87.742%
57	SUFFOLK	1/2/2019	77	67	70	78	1	55	5	6	85.897%
73	FRANKLIN	1/9/2019	81	67	74	82	1	48	11	7	81.707%
88	SUFFOLK	1/16/2019	78	69	71	79	5	35	11	18	87.342%
120	DISPUTANTA	1/2/2019	126	102	114	127	6	64	21	11	80.315%
146 +	HOPEWELL	1/9/2019	343	321	310	344	14	238	36	33	93.314%
149	DINWIDDIE	12/19/2018	33	29	31	34	0	21	3	5	85.294%
151	EMPORIA	9/26/2018	72	43	66	73	0	39	3	1	58.904%
160 +	SURRY	12/18/2018	40	38	37	41	4	24	5	5	92.683%
191	WAVERLY	12/19/2018	14	12	14	15	0	9	0	3	80.000%
264	JARRATT	12/19/2018	20	14	19	21	0	11	2	1	66.667%
276	BOYKINS	9/19/2018	18	11	17	19	0	11	0	0	57.895%
CDR: M COMBO-FARRIS(120)			1457	1238	1324	1471	52	869	150	167	84.160%

EASTERN REGION-- ELEVENTH DISTRICT-- (20 Posts)

Post	Location	Last Transmittal	Prior Year Mbrs	Curr Year Mbrs	2/6/2019 90% Target Goal	Curr Year Goal	New Mbrs	Ren Mbrs	Paid Up For Life	On-line	Per Cent of Goal
1	RICHMOND	1/2/2019	141	55	128	142	1	20	18	16	38.732%
38	RICHMOND	11/1/2018	19	10	18	20	0	8	1	1	50.000%
84	RICHMOND	1/23/2019	117	97	106	118	4	61	19	13	82.203%
87	AMELIA	1/2/2019	50	41	46	51	1	28	10	2	80.392%
91	CHESTERFIELD	10/16/2018	5	4	14	15	0	0	2	2	26.667%
108	RICHMOND	12/5/2018	20	15	19	21	0	12	3	0	71.429%
125	RICHMOND	1/9/2019	104	74	95	105	4	58	6	6	70.476%
136 ***	ETTRICK	1/2/2019	19	22	18	20	0	20	0	2	110.000%
137	RICHMOND	1/15/2019	153	122	139	154	4	79	20	19	79.221%
144	HIGHLAND SPRINGS	1/2/2019	187	153	169	188	8	106	20	19	81.383%
186	MIDLOTHIAN	1/17/2019	369	304	333	370	15	191	36	62	82.162%
189	RICHMOND	1/2/2019	26	21	24	27	0	13	7	1	77.778%

EASTERN REGION-- ELEVENTH DISTRICT-- (20 Posts)

Post	Location	Last Transmittal	Prior Year Mbrs	Curr Year Mbrs	2/6/2019 90% Target Goal	Curr Year Goal	New Mbrs	Ren Mbrs	Paid Up For Life	On-line	Per Cent of Goal
201 ***	POWHATAN	1/16/2019	100	103	91	101	1	73	16	13	101.980%
210	RICHMOND	11/1/2018	14	10	14	15	0	6	2	2	66.667%
233	RICHMOND	1/15/2019	59	50	54	60	0	41	7	2	83.333%
242	SANDSTON	12/19/2018	71	62	65	72	2	50	7	3	86.111%
244	GLEN ALLEN	1/9/2019	109	97	99	110	1	70	7	19	88.182%
284	COLONIAL HEIGHTS	1/23/2019	1075	924	968	1076	44	539	149	192	85.874%
354	RICHMOND	1/22/2019	124	108	113	125	6	60	4	38	86.400%
361	RICHMOND	1/23/2019	40	36	37	41	0	21	5	10	87.805%
CDR: JAMES WALSH (244)			2802	2308	2548	2831	91	1456	339	422	81.526%

EASTERN REGION-- TWELFTH DISTRICT-- (14 Posts)

Post	Location	Last Transmittal	Prior Year Mbrs	Curr Year Mbrs	2/6/2019 90% Target Goal	Curr Year Goal	New Mbrs	Ren Mbrs	Paid Up For Life	On-line	Per Cent of Goal
55	FREDERICKSBURG	1/16/2019	227	183	205	228	29	120	22	12	80.263%
64	TAPPAHANNOCK	1/2/2019	45	38	41	46	0	23	3	12	82.609%
82	SALUDA	1/2/2019	23	16	22	24	0	3	6	7	66.667%
86 +	KILMARNOCK	1/2/2019	75	68	68	76	1	40	12	15	89.474%
89	KING GEORGE	1/16/2019	162	127	147	163	1	68	33	25	77.914%
115	FARNHAM	10/31/2018	18	5	17	19	1	4	0	0	26.316%
117	REEDVILLE	1/2/2019	127	110	115	128	2	90	10	8	85.938%
148 +	COLONIAL BEACH	1/9/2019	279	263	252	280	32	179	16	36	93.929%
221 ***	CAROLINE COUNTY	1/9/2019	38	40	35	39	4	24	4	8	102.564%
241 *	STORMONT	9/4/2018	10	11	14	15	2	9	0	0	73.333%
252 +	MONTROSS	1/16/2019	60	60	55	61	0	42	10	8	98.361%
320	SPOTSYLVANIA	1/22/2019	381	299	344	382	12	157	50	80	78.272%
329 ***	DAHLGREN	11/14/2018	40	42	37	41	2	38	2	0	102.439%
401	WARSAW	12/19/2018	46	28	42	47	0	19	5	4	59.574%
CDR: DONNELL JOHNSON (5)			1531	1290	1394	1549	86	816	173	215	83.280%

NORTHERN REGION-- THIRTEENTH DISTRICT-- (10 Posts)

Post	Location	Last Transmittal	Prior Year Mbrs	Curr Year Mbrs	2/6/2019 90% Target Goal	Curr Year Goal	New Mbrs	Ren Mbrs	Paid Up For Life	On-line	Per Cent of Goal
74	CHARLOTTESVILLE	1/23/2019	797	705	718	798	37	419	140	109	88.346%
90	BEAVERDAM	1/2/2019	58	50	53	59	3	33	5	9	84.746%
116	LOUISA	1/16/2019	122	106	111	123	2	65	13	26	86.179%
128 ***	STANARDSVILLE	1/2/2019	92	102	84	93	5	85	4	8	109.677%
156	ORANGE	1/15/2019	173	143	157	174	4	102	19	18	82.184%
157	MADISON	1/16/2019	129	111	117	130	7	58	18	28	85.385%
175	MECHANICSVILLE	1/16/2019	333	299	301	334	9	189	34	67	89.521%
206	ASHLAND	12/19/2018	35	30	32	36	0	22	5	3	83.333%

NORTHERN REGION-- THIRTEENTH DISTRICT-- (10 Posts)

Post	Location	Last Transmittal	Prior Year Mbrs	Curr Year Mbrs	2/6/2019 90% Target Goal	Curr Year Goal	New Mbrs	Ren Mbrs	Paid Up For On-line Life	Per Cent of Goal	
215	GOOCHLAND	1/15/2019	140	114	127	141	8	60	21	25	80.851%
2003	FLUVANNA COUNTY	1/16/2019	159	125	144	160	11	66	16	32	78.125%
CDR: PHIL GRIMM (74)			2038	1785	1843	2048	86	1099	275	325	87.158%

NORTHERN REGION-- FOURTEENTH DISTRICT-- (10 Posts)

Post	Location	Last Transmittal	Prior Year Mbrs	Curr Year Mbrs	2/6/2019 90% Target Goal	Curr Year Goal	New Mbrs	Ren Mbrs	Paid Up For On-line Life	Per Cent of Goal	
13	STAUNTON	1/16/2019	165	137	154	171	2	100	17	18	80.117%
27	DAYTON	1/17/2019	192	165	174	193	1	124	26	14	85.492%
76 +	HARRISONBURG	12/5/2018	35	33	32	36	0	27	5	1	91.667%
92	BATH COUNTY	9/10/2018	14	8	14	15	0	5	3	0	53.333%
126	BUENA VISTA	1/2/2019	78	70	71	79	2	54	8	6	88.608%
188	HARRISONBURG	1/16/2019	176	145	159	177	8	111	10	16	81.921%
222	ELKTON	9/25/2018	14	12	14	15	0	11	0	1	80.000%
278	PLAINS DISTRICT	9/10/2018	21	19	20	22	0	0	19	0	86.364%
291	LEXINGTON	12/5/2018	14	11	14	15	0	9	0	2	73.333%
340	EAST AUGUSTA COU	1/2/2019	152	126	138	153	2	76	35	13	82.353%
CDR: JOE MCGUGAN(340)			861	726	788	876	15	517	123	71	82.877%

NORTHERN REGION-- FIFTEENTH DISTRICT-- (7 Posts)

Post	Location	Last Transmittal	Prior Year Mbrs	Curr Year Mbrs	2/6/2019 90% Target Goal	Curr Year Goal	New Mbrs	Ren Mbrs	Paid Up For On-line Life	Per Cent of Goal	
21 +	WINCHESTER	1/17/2019	455	411	410	456	23	316	41	31	90.132%
22	LURAY	1/9/2019	70	58	64	71	1	37	13	7	81.690%
41 +	BERRYVILLE	1/2/2019	173	163	157	174	2	126	6	29	93.678%
53	FRONT ROYAL	1/16/2019	339	289	306	340	6	212	38	33	85.000%
77	STRASBURG	1/16/2019	280	248	253	281	9	200	18	21	88.256%
166	NEW MARKET	1/16/2019	147	129	133	148	0	91	24	14	87.162%
199	WOODSTOCK	1/16/2019	390	339	352	391	6	258	29	46	86.701%
CDR: G. NELSON RITTER (21)			1854	1637	1675	1861	47	1240	169	181	87.963%

NORTHERN REGION-- SIXTEENTH DISTRICT-- (17 Posts)

Post	Location	Last Transmittal	Prior Year Mbrs	Curr Year Mbrs	2/6/2019 90% Target Goal	Curr Year Goal	New Mbrs	Ren Mbrs	Paid Up For On-line Life	Per Cent of Goal	
10 +	MANASSAS	1/23/2019	789	727	711	790	42	361	112	212	92.025%
28	TRIANGLE	1/17/2019	276	233	249	277	17	116	43	57	84.116%
34	LEESBURG	1/16/2019	89	77	81	90	5	31	23	18	85.556%
72 +	WARRENTON	1/16/2019	417	378	376	418	17	217	55	89	90.431%
114	MANASSAS	1/23/2019	57	45	52	58	5	25	14	1	77.586%

NORTHERN REGION-- SIXTEENTH DISTRICT-- (17 Posts)

Post	Location	Last Transmittal	Prior Year Mbrs	Curr Year Mbrs	2/6/2019 90% Target Goal	Curr Year Goal	New Mbrs	Ren Mbrs	Paid Up For Life	On-line	Per Cent of Goal
150	STERLING PARK	1/15/2019	94	84	86	95	1	47	16	20	88.421%
158	MANASSAS	9/10/2018	28	18	26	29	0	13	5	0	62.069%
247	REMINGTON	1/16/2019	93	76	85	94	5	22	25	24	80.851%
290	STAFFORD	1/23/2019	705	621	635	706	60	321	85	155	87.960%
293	PURCELLVILLE	1/9/2019	213	187	193	214	30	81	15	61	87.383%
295 ***	MIDDLEBURG	1/15/2019	22	24	21	23	4	15	1	4	104.348%
330	CULPEPER	1/22/2019	179	159	162	180	5	95	25	34	88.333%
360	WARRENTON	1/2/2019	29	21	27	30	0	13	7	1	70.000%
364	WOODBIDGE	1/22/2019	1003	869	904	1004	39	423	189	218	86.554%
1799 ***	HAYMARKET	1/16/2019	112	115	102	113	13	41	16	45	101.770%
1836	LOVETTSVILLE	1/16/2019	40	35	37	41	11	22	2	0	85.366%
2001 +	ASHBURN	1/16/2019	90	87	82	91	11	29	17	30	95.604%
CDR: SONNIE DICKERSON (3)			4236	3756	3828	4253	265	1872	650	969	88.314%

NORTHERN REGION-- SEVENTEENTH DISTRICT-- (18 Posts)

Post	Location	Last Transmittal	Prior Year Mbrs	Curr Year Mbrs	2/6/2019 90% Target Goal	Curr Year Goal	New Mbrs	Ren Mbrs	Paid Up For Life	On-line	Per Cent of Goal
24	ALEXANDRIA	1/23/2019	724	642	653	725	14	247	125	256	88.552%
44	ARLINGTON	1/2/2019	82	56	75	83	0	25	16	15	67.470%
85	ARLINGTON	1/22/2019	146	121	132	147	9	62	16	34	82.313%
123	GREENSPRING	1/22/2019	55	48	50	56	3	28	16	1	85.714%
129	ALEXANDRIA	1/2/2019	17	12	16	18	0	0	5	7	66.667%
130	FALLS CHURCH	1/16/2019	213	176	193	214	4	102	24	46	82.243%
139	ARLINGTON	1/16/2019	250	203	226	251	4	108	38	53	80.876%
162	LORTON	1/16/2019	398	308	359	399	9	167	40	92	77.193%
176 +	SPRINGFIELD	1/17/2019	1376	1259	1239	1377	56	623	228	352	91.431%
177	FAIRFAX	1/16/2019	971	838	875	972	18	435	143	242	86.214%
180	VIENNA	1/16/2019	648	573	584	649	36	328	76	133	88.290%
184 +	HERNDON	1/23/2019	200	187	181	201	2	88	44	53	93.035%
194 *	ARLINGTON	1/9/2019	44	45	41	45	2	34	8	1	100.000%
225 +	FALLS CHURCH	9/10/2018	29	27	27	30	0	19	8	0	90.000%
270	McLEAN	1/16/2019	313	254	283	314	18	136	45	55	80.892%
1775 ***	FORT BELVOIR	1/16/2019	40	51	37	41	0	26	14	11	124.390%
1976	ANNANDALE	1/16/2019	311	268	281	312	11	173	37	47	85.897%
1995 ***	CENTREVILLE	1/16/2019	132	143	120	133	2	58	38	45	107.519%
CDR: TOMMY POWELL (130)			5949	5211	5370	5967	188	2659	921	1443	87.330%

WESTERN REGION-- FIFTH DISTRICT-- (13 Posts)

Post	Location	Last Transmittal	Prior Year Mbrs	Curr Year Mbrs	2/6/2019 90% Target Goal	Curr Year Goal	New Mbrs	Ren Mbrs	Paid Up For Life	On-line	Per Cent of Goal
------	----------	------------------	-----------------	----------------	--------------------------	----------------	----------	----------	------------------	---------	------------------

WESTERN REGION-- FIFTH DISTRICT-- (13 Posts)

Post	Location	Last Transmittal	Prior Year Mbrs	Curr Year Mbrs	2/6/2019 90% Target Goal	Curr Year Goal	New Mbrs	Ren Mbrs	Paid Up For Life	On-line	Per Cent of Goal
8	SOUTH BOSTON	1/2/2019	270	240	244	271	13	191	18	18	88.561%
32 ***	FARMVILLE	1/9/2019	38	43	35	39	5	30	2	6	110.256%
40 *	BLACKSTONE	12/18/2018	17	18	16	18	1	13	4	0	100.000%
43	CHASE CITY	1/2/2019	83	72	76	84	0	63	5	4	85.714%
45 ***	CLARKSVILLE	1/2/2019	42	46	39	43	2	22	6	16	106.977%
50	CREWE	1/22/2019	45	31	41	46	0	16	8	7	67.391%
65 *	LAWRENCEVILLE	1/9/2019	20	21	19	21	2	18	1	0	100.000%
79	SOUTH HILL	1/16/2019	381	320	344	382	0	267	14	39	83.770%
94 ***	ALBERTA	10/17/2018	15	19	14	16	3	14	1	1	118.750%
99	HALIFAX	1/23/2019	183	151	166	184	16	118	9	8	82.065%
147 +	KENBRIDGE	1/16/2019	51	50	47	52	3	32	9	6	96.154%
260	KEYSVILLE	12/19/2018	102	79	93	103	1	62	4	12	76.699%
342 ***	VOLENS	10/17/2018	28	36	26	29	6	30	0	0	124.138%
CDR: TOM HART (147)			1275	1126	1159	1288	52	876	81	117	87.422%

WESTERN REGION-- SIXTH DISTRICT-- (13 Posts)

Post	Location	Last Transmittal	Prior Year Mbrs	Curr Year Mbrs	2/6/2019 90% Target Goal	Curr Year Goal	New Mbrs	Ren Mbrs	Paid Up For Life	On-line	Per Cent of Goal
6	ROCKY MOUNT	12/5/2018	87	67	79	88	0	60	5	2	76.136%
11	BASSETT	12/19/2018	40	30	37	41	0	23	4	3	73.171%
29	DANVILLE	1/22/2019	166	147	150	167	3	132	8	4	88.024%
42	MARTINSVILLE	1/15/2019	94	73	86	95	0	59	6	8	76.842%
47	CHATHAM	12/19/2018	21	6	20	22	0	0	2	4	27.273%
78	MARTINSVILLE	1/15/2019	190	157	172	191	4	131	11	11	82.199%
96 +	CALLAWAY	12/19/2018	15	14	14	16	0	13	0	1	87.500%
105	STUART	1/9/2019	65	55	59	66	1	42	7	5	83.333%
111	ROCKY MOUNT	1/16/2019	38	34	35	39	1	18	11	4	87.179%
127	FLOYD	1/16/2019	76	66	69	77	3	48	10	5	85.714%
232	GRETNA	1/2/2019	92	78	84	93	3	67	3	5	83.871%
325	DANVILLE	1/2/2019	278	230	251	279	2	193	19	16	82.437%
1097	DANVILLE	1/15/2019	326	260	294	327	12	206	27	15	79.511%
CDR: ANN BOWER			1488	1217	1351	1501	29	992	113	83	81.079%

WESTERN REGION-- SEVENTH DISTRICT-- (9 Posts)

Post	Location	Last Transmittal	Prior Year Mbrs	Curr Year Mbrs	2/6/2019 90% Target Goal	Curr Year Goal	New Mbrs	Ren Mbrs	Paid Up For Life	On-line	Per Cent of Goal
7 +	PULASKI	1/22/2019	121	116	110	122	4	97	8	7	95.082%
9 +	WYTHEVILLE	1/9/2019	112	110	102	113	5	63	31	11	97.345%
18	MARION	1/2/2019	59	47	54	60	2	34	6	5	78.333%
20	BLAND	10/31/2018	50	41	46	51	1	34	3	3	80.392%

WESTERN REGION-- SEVENTH DISTRICT-- (9 Posts)

Post	Location	Last Transmittal	Prior Year Mbrs	Curr Year Mbrs	2/6/2019 90% Target Goal	Curr Year Goal	New Mbrs	Ren Mbrs	Paid Up For Life	On-line	Per Cent of Goal
58 ***	DUBLIN	1/15/2019	45	53	41	46	6	46	1	0	115.217%
68	NARROWS	12/19/2018	85	69	77	86	3	46	18	2	80.233%
229	RURAL RETREAT	1/16/2019	135	113	122	136	1	70	32	10	83.088%
245 +	GALAX	1/22/2019	126	117	114	127	5	92	12	8	92.126%
311 +	PEMBROKE	1/9/2019	45	41	41	46	1	33	3	4	89.130%
CDR: BILL HOGG (311)			778	707	708	787	28	515	114	50	89.835%

WESTERN REGION-- EIGHTH DISTRICT-- (12 Posts)

Post	Location	Last Transmittal	Prior Year Mbrs	Curr Year Mbrs	2/6/2019 90% Target Goal	Curr Year Goal	New Mbrs	Ren Mbrs	Paid Up For Life	On-line	Per Cent of Goal
12	ABINGDON	1/9/2019	89	69	81	90	0	51	12	6	76.667%
14	POCAHONTAS	1/15/2019	85	70	77	86	3	56	7	4	81.395%
122	BLUEFIELD	9/10/2018	21	16	20	22	0	2	14	0	72.727%
133 +	TAZEWELL	1/16/2019	104	102	95	105	5	78	10	9	97.143%
135	DAMASCUS	12/19/2018	37	27	34	38	0	23	2	2	71.053%
164	GRUNDY	1/22/2019	359	318	324	360	1	229	76	12	88.333%
185	JONESVILLE	1/22/2019	47	42	43	48	0	32	6	4	87.500%
208 +	LEBANON	1/16/2019	75	68	68	76	2	54	9	3	89.474%
227	CLINTWOOD	9/25/2018	17	14	16	18	0	11	3	0	77.778%
243	NORTON	1/9/2019	81	63	74	82	7	45	6	5	76.829%
265 +	GATE CITY	12/19/2018	111	101	101	112	3	92	1	5	90.179%
775	POCAHONTAS SCC	1/2/2019	19	14	18	20	2	9	0	3	70.000%
CDR: PERRY JOHNSON(133)			1045	904	951	1057	23	682	146	53	85.525%

WESTERN REGION-- NINTH DISTRICT-- (9 Posts)

Post	Location	Last Transmittal	Prior Year Mbrs	Curr Year Mbrs	2/6/2019 90% Target Goal	Curr Year Goal	New Mbrs	Ren Mbrs	Paid Up For Life	On-line	Per Cent of Goal
3	ROANOKE	1/16/2019	362	311	327	363	16	206	47	42	85.675%
4	COVINGTON	1/16/2019	54	48	50	55	0	40	5	3	87.273%
30	RADFORD	1/16/2019	30	23	28	31	0	16	5	2	74.194%
59 +	CHRISTIANSBURG	1/2/2019	78	74	71	79	2	56	12	4	93.671%
80	VINTON	1/9/2019	81	68	74	82	1	52	12	3	82.927%
93 +	BUCHANAN	1/2/2019	49	48	45	50	0	29	8	11	96.000%
182	BLACKSBURG	12/19/2018	45	34	41	46	0	20	7	7	73.913%
240 ***	TROUTVILLE	1/16/2019	47	50	43	48	2	34	13	1	104.167%
248 +	ROANOKE	1/22/2019	72	66	66	73	2	42	16	6	90.411%
CDR: GENE MALINOWSKI (5)			818	722	744	827	23	495	125	79	87.304%

WESTERN REGION-- TENTH DISTRICT-- (11 Posts)

Post	Location	Last Transmittal	Prior Year Mbrs	Curr Year Mbrs	2/6/2019 90% Target Goal	Curr Year Goal	New Mbrs	Ren Mbrs	Paid Up For Life	On-line	Per Cent of Goal
16	LYNCHBURG	1/16/2019	934	831	842	935	62	648	33	88	88.877%
17 +	LOVINGSTON	1/22/2019	60	60	55	61	2	47	6	5	98.361%
36	ALTAVISTA	1/2/2019	51	36	47	52	0	24	5	7	69.231%
52	BROOKNEAL	1/2/2019	41	33	38	42	2	30	1	0	78.571%
54	BEDFORD	1/2/2019	132	115	120	133	2	76	22	15	86.466%
62 +	SMITH MTN LAKE	12/19/2018	31	31	29	32	0	15	5	11	96.875%
104	APPOMATTOX	1/16/2019	155	133	140	156	12	87	17	17	85.256%
134 *	DILLWYN	12/12/2018	31	32	29	32	3	28	0	1	100.000%
217 +	BIG ISLAND	10/31/2018	22	21	21	23	0	20	1	0	91.304%
269 +	CUMBERLAND	12/19/2018	33	33	31	34	3	28	1	1	97.059%
274 +	MADISON HEIGHTS	1/16/2019	77	72	70	78	1	64	4	3	92.308%
CDR: MICHAEL TOMLIN (21			1567	1397	1420	1578	87	1067	95	148	88.530%

*** POSTS EQUALING OR SURPASSING THEIR PRIOR YEAR MEMBERSHIP**

***** POSTS EQUALING OR SURPASSING THEIR CURRENT YEAR GOAL**

+ POSTS EQUALING OR SURPASSING THEIR TARGET GOAL