
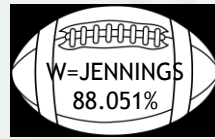

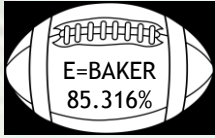


“100% for 100 YEARS”

“TOUCHDOWN”



Department of Virginia **TEAM VIRGINIA**

February 6, 2019

What a great week! It was action packed and with noteworthy team results!

Team Virginia is on the move toward making 100%. Okay, we did not make 90% overall this week, but we have many teams in field goal range and advancing. Of course, we have teams that achieved **Touchdown**. We have 28 touchdown teams compared to 22 last year at the same time. With continued efforts in recruiting, renewing and retention, our Department will attain 100% membership goal. The key, perseverance!

Congratulations as 6 more Posts made Touchdown. The Posts are:

- Post 35 (101.099%) in Norfolk Commander Thompson, District 2
- Post 147 (100.000%) in Kenbridge, Commander Yancey, District 5
- Post 9 (100.000%) in Wytheville, Commander Rogers, District 7
- Post 245 (100.000%) in Galax, Commander Plichta, District 7
- Post 17 (100.000%) in Lovingston, Commander Parent, District 10
- Post 2001 (101.099%) in Ashburn, Commander Loomis III, District 16

Northern Region and Department Vice Commander Dudley made the 90% goal...congratulations. Not far behind is Western Region Department Vice Commander Jennings as they made 88.051% The Eastern Region and Department Vice Commander Baker had another great gain of 1.762 points from last week.

The 16th District over the last few weeks kept inching upward and this week, they took the lead...quite sizable at that...with 92.923% of goal. The 7th held the top position for many weeks, so the question is, will the 7th take it back?

Virginia **will** make **100%** !!!!!

For God and Country,

A.B. Brown
Department Membership
Our national position as of February 3, 2019 is 18th

- 16th
- 7th
- 15th
- 5th
- 17th
- 10th
- 13th
- 9th
- 12th
- 8th
- 2nd
- 4th
- 3rd
- 1st
- 14th
- 6th
- 11th



TOUCHDOWNS



58, 329, 342, 94, 240, 45, 1775, 128, 134, 81, 113, 221, 1799, 40, 136, 201, 1995, 194, 32, 65, 295, 252, 35, 147, 9, 245, 17, 2001

THE AMERICAN LEGION
DEPARTMENT OF VIRGINIA
REGION AND DISTRICT STANDINGS
AS OF 2/6/2019

Regional Standings

Region	Stand-ings	Prior Year Mbrs	Curr Year Mbrs	Curr Year Goal	New Mbrs	Ren Mbrs	Paid Up For Life	Online	Per Cent of Goal
NORTHERN	1	14938	13537	15005	663	7556	2138	3180	90.217%
WESTERN	2	6971	6197	7038	262	4701	674	560	88.051%
EASTERN	3	11598	9976	11693	591	6119	1348	1918	85.316%

District Standings

District		Prior Year Mbrs	Curr Year Mbrs	Curr Year Goal	New Mbrs	Ren Mbrs	Paid Up For Life	Online	Per Cent of Goal
SIXTEENTH	1	4236	3952	4253	300	1951	650	1051	92.923%
SEVENTH	2	778	724	787	31	526	114	53	91.995%
FIFTEENTH	3	1854	1678	1861	56	1261	169	192	90.167%
FIFTH	4	1275	1154	1288	57	892	81	124	89.596%
SEVENTEENTH	5	5949	5342	5967	202	2700	921	1519	89.526%
TENTH	6	1567	1412	1578	89	1075	95	153	89.480%
THIRTEENTH	7	2038	1831	2048	88	1125	275	343	89.404%
NINTH	8	818	735	827	26	501	125	83	88.875%
TWELFTH	9	1531	1353	1549	90	854	173	236	87.347%
EIGHTH	10	1045	918	1057	23	692	146	57	86.850%
SECOND	11	2705	2360	2719	223	1372	255	510	86.797%
FOURTH	12	1457	1263	1471	56	886	150	171	85.860%
THIRD	13	2495	2142	2511	110	1233	367	432	85.305%
FIRST	14	608	514	612	20	308	64	122	83.987%
FOURTEENTH	15	861	734	876	17	519	123	75	83.790%
SIXTH	16	1488	1254	1501	36	1015	113	90	83.544%
ELEVENTH	17	2802	2344	2831	92	1466	339	447	82.798%
TRADITIONAL:		33507	29710	33736	1516	18376	4160	5658	88.066%
POST 141:		8062	6062	7577	25	3551	689	1797	80.005%
CYBERPOST 1919:	1	1	1	1	0	1	0		100.000%
SUBTOTAL:		41570	35773	41314	1541	21928	4849	7455	86.588%
NEW DMS:			0	0					
OVERALL TOTAL			35773	41314					

YEAR TO DATE TOTALS AND SUMMARY

CURRENT YEAR GOAL:	41314
MEMBERSHIP AS OF 2/6/2019 :	35773
REMAINDER TO MEET GOAL:	5541

EASTERN REGION-- FIRST DISTRICT-- (4 Posts)

Post	Location	Last Transmittal	Prior Year Mbrs	Curr Year Mbrs	2/6/2019 90% Target Goal	Curr Year Goal	New Mbrs	Ren Mbrs	Paid Up For Life	On-line	Per Cent of Goal
56	NORTHAMPTON	2/6/2019	243	208	220	244	10	124	20	54	85.246%
100	PARKSLEY	1/2/2019	31	23	29	32	1	10	5	7	71.875%
101	ONANCOCK	12/19/2018	17	14	16	18	0	5	7	2	77.778%
159	CHINCOTEAGUE	2/6/2019	317	269	286	318	9	169	32	59	84.591%
CDR: JAMES RUSSELL			608	514	551	612	20	308	64	122	83.987%

EASTERN REGION-- SECOND DISTRICT-- (14 Posts)

Post	Location	Last Transmittal	Prior Year Mbrs	Curr Year Mbrs	2/6/2019 90% Target Goal	Curr Year Goal	New Mbrs	Ren Mbrs	Paid Up For Life	On-line	Per Cent of Goal
5	NORFOLK	2/6/2019	115	67	104	116	13	24	11	19	57.759%
35 ***	NORFOLK	2/6/2019	90	92	82	91	10	36	6	40	101.099%
37 +	NORFOLK	2/6/2019	289	261	261	290	95	143	6	17	90.000%
60	NORFOLK	1/2/2019	59	45	54	60	0	26	4	15	75.000%
81 *	VIRGINIA BEACH	12/19/2018	22	23	21	23	2	15	5	1	100.000%
110	VIRGINIA BEACH	2/6/2019	346	306	312	347	1	170	54	81	88.184%
113 ***	PRINCESS ANNE	2/6/2019	66	75	60	67	6	36	8	25	111.940%
118	NORFOLK	1/2/2019	18	13	17	19	0	6	3	4	68.421%
190	PORTSMOUTH	2/6/2019	256	202	231	257	15	159	15	13	78.599%
204	NORFOLK	1/30/2019	47	42	43	48	2	36	0	4	87.500%
280 +	CHESAPEAKE	2/6/2019	406	369	366	407	20	191	56	102	90.663%
310 +	CHURCHLAND	1/16/2019	65	60	59	66	1	39	6	14	90.909%
327	NORFOLK	2/6/2019	900	784	811	901	50	480	79	175	87.014%
1992	VIRGINIA BEACH	12/18/2018	26	21	24	27	8	11	2	0	77.778%
CDR: JOHN SCHENK, SR (327)			2705	2360	2447	2719	223	1372	255	510	86.797%

EASTERN REGION-- THIRD DISTRICT-- (16 Posts)

Post	Location	Last Transmittal	Prior Year Mbrs	Curr Year Mbrs	2/6/2019 90% Target Goal	Curr Year Goal	New Mbrs	Ren Mbrs	Paid Up For Life	On-line	Per Cent of Goal
25 +	NEWPORT NEWS	2/6/2019	405	385	365	406	44	216	46	79	94.828%
31	HAMPTON	12/19/2018	63	50	58	64	0	21	17	12	78.125%
39 +	WILLIAMSBURG	2/6/2019	106	98	96	107	1	55	15	27	91.589%
48	HAMPTON	2/6/2019	96	86	87	97	3	36	25	22	88.660%
61	CHARLES CITY	12/19/2018	41	30	38	42	1	24	1	4	71.429%
67	HAMPTON	2/5/2019	178	125	161	179	12	71	31	11	69.832%
75 +	GLOUCESTER	2/6/2019	185	169	167	186	9	92	35	33	90.860%
83 +	MATHEWS	1/16/2019	166	153	150	167	2	108	18	25	91.617%
165	YORKTOWN	11/20/2018	29	22	27	30	0	11	6	5	73.333%
172	WEST POINT	12/19/2018	16	11	15	17	0	7	3	1	64.706%
273 +	POQUOSON	2/6/2019	127	117	115	128	6	62	28	21	91.406%
314 +	AYLETT	1/31/2019	29	28	27	30	1	13	10	4	93.333%

EASTERN REGION-- THIRD DISTRICT-- (16 Posts)

Post	Location	Last Transmittal	Prior Year Mbrs	Curr Year Mbrs	2/6/2019 90% Target Goal	Curr Year Goal	New Mbrs	Ren Mbrs	Paid Up For Life	On-line	Per Cent of Goal
368	NEWPORT NEWS	2/6/2019	911	747	821	912	30	456	109	152	81.908%
1776	WILLIAMSBURG	2/6/2019	84	67	77	85	1	34	11	21	78.824%
1991 +	TABB	2/6/2019	39	39	36	40	0	27	4	8	97.500%
1997	HAMPTON	2/6/2019	20	15	19	21	0	0	8	7	71.429%
CDR: RICHARD WARD (75)			2495	2142	2260	2511	110	1233	367	432	85.305%

EASTERN REGION-- FOURTH DISTRICT-- (14 Posts)

Post	Location	Last Transmittal	Prior Year Mbrs	Curr Year Mbrs	2/6/2019 90% Target Goal	Curr Year Goal	New Mbrs	Ren Mbrs	Paid Up For Life	On-line	Per Cent of Goal
2	PETERSBURG	1/31/2019	368	304	332	369	17	199	38	50	82.385%
46	EMPORIA	1/31/2019	33	25	31	34	0	21	2	2	73.529%
49 +	SMITHFIELD	2/6/2019	154	141	140	155	4	98	13	26	90.968%
57 +	SUFFOLK	1/30/2019	77	71	70	78	1	59	5	6	91.026%
73	FRANKLIN	1/30/2019	81	69	74	82	2	49	11	7	84.146%
88 +	SUFFOLK	2/6/2019	78	71	71	79	5	35	11	20	89.873%
120	DISPUTANTA	2/6/2019	126	105	114	127	8	65	21	11	82.677%
146 +	HOPEWELL	1/31/2019	343	329	310	344	15	245	36	33	95.640%
149	DINWIDDIE	2/6/2019	33	30	31	34	0	21	3	6	88.235%
151	EMPORIA	9/26/2018	72	43	66	73	0	39	3	1	58.904%
160 +	SURRY	12/18/2018	40	38	37	41	4	24	5	5	92.683%
191	WAVERLY	12/19/2018	14	12	14	15	0	9	0	3	80.000%
264	JARRATT	12/19/2018	20	14	19	21	0	11	2	1	66.667%
276	BOYKINS	9/19/2018	18	11	17	19	0	11	0	0	57.895%
CDR: M COMBO-FARRIS(120)			1457	1263	1324	1471	56	886	150	171	85.860%

EASTERN REGION-- ELEVENTH DISTRICT-- (20 Posts)

Post	Location	Last Transmittal	Prior Year Mbrs	Curr Year Mbrs	2/6/2019 90% Target Goal	Curr Year Goal	New Mbrs	Ren Mbrs	Paid Up For Life	On-line	Per Cent of Goal
1	RICHMOND	2/6/2019	141	56	128	142	1	20	18	17	39.437%
38	RICHMOND	11/1/2018	19	10	18	20	0	8	1	1	50.000%
84	RICHMOND	2/6/2019	117	101	106	118	4	64	19	14	85.593%
87	AMELIA	1/30/2019	50	42	46	51	1	29	10	2	82.353%
91	CHESTERFIELD	10/16/2018	5	4	14	15	0	0	2	2	26.667%
108	RICHMOND	12/5/2018	20	15	19	21	0	12	3	0	71.429%
125	RICHMOND	2/6/2019	104	74	95	105	4	57	6	7	70.476%
136 ***	ETTRICK	1/2/2019	19	22	18	20	0	20	0	2	110.000%
137	RICHMOND	2/6/2019	153	124	139	154	4	80	20	20	80.519%
144	HIGHLAND SPRINGS	1/2/2019	187	153	169	188	8	106	20	19	81.383%
186	MIDLOTHIAN	2/6/2019	369	309	333	370	15	192	36	66	83.514%
189	RICHMOND	1/2/2019	26	21	24	27	0	13	7	1	77.778%

EASTERN REGION-- ELEVENTH DISTRICT-- (20 Posts)

Post	Location	Last Transmittal	Prior Year Mbrs	Curr Year Mbrs	2/6/2019 90% Target Goal	Curr Year Goal	New Mbrs	Ren Mbrs	Paid Up For Life	On-line	Per Cent of Goal
201 ***	POWHATAN	1/16/2019	100	103	91	101	1	73	16	13	101.980%
210	RICHMOND	11/1/2018	14	10	14	15	0	6	2	2	66.667%
233	RICHMOND	2/6/2019	59	51	54	60	0	41	7	3	85.000%
242 +	SANDSTON	1/24/2019	71	65	65	72	3	52	7	3	90.278%
244	GLEN ALLEN	1/9/2019	109	97	99	110	1	70	7	19	88.182%
284	COLONIAL HEIGHTS	2/6/2019	1075	941	968	1076	44	542	149	206	87.454%
354	RICHMOND	2/6/2019	124	110	113	125	6	60	4	40	88.000%
361	RICHMOND	1/23/2019	40	36	37	41	0	21	5	10	87.805%
CDR: JAMES WALSH (244)			2802	2344	2548	2831	92	1466	339	447	82.798%

EASTERN REGION-- TWELFTH DISTRICT-- (14 Posts)

Post	Location	Last Transmittal	Prior Year Mbrs	Curr Year Mbrs	2/6/2019 90% Target Goal	Curr Year Goal	New Mbrs	Ren Mbrs	Paid Up For Life	On-line	Per Cent of Goal
55	FREDERICKSBURG	2/6/2019	227	191	205	228	32	124	22	13	83.772%
64	TAPPAHANNOCK	1/2/2019	45	38	41	46	0	23	3	12	82.609%
82	SALUDA	2/6/2019	23	19	22	24	0	3	6	10	79.167%
86 +	KILMARNOCK	1/2/2019	75	68	68	76	1	40	12	15	89.474%
89	KING GEORGE	2/6/2019	162	130	147	163	1	69	33	27	79.755%
115	FARNHAM	10/31/2018	18	5	17	19	1	4	0	0	26.316%
117	REEDVILLE	2/6/2019	127	113	115	128	2	90	10	11	88.281%
148 +	COLONIAL BEACH	2/6/2019	279	270	252	280	33	184	16	37	96.429%
221 ***	CAROLINE COUNTY	1/9/2019	38	40	35	39	4	24	4	8	102.564%
241 *	STORMONT	9/4/2018	10	11	14	15	2	9	0	0	73.333%
252 *	MONTROSS	1/30/2019	60	61	55	61	0	43	10	8	100.000%
320	SPOTSYLVANIA	2/6/2019	381	326	344	382	12	175	50	89	85.340%
329 ***	DAHLGREN	11/14/2018	40	42	37	41	2	38	2	0	102.439%
401	WARSAW	2/6/2019	46	39	42	47	0	28	5	6	82.979%
CDR: DONNELL JOHNSON (5)			1531	1353	1394	1549	90	854	173	236	87.347%

NORTHERN REGION-- THIRTEENTH DISTRICT-- (10 Posts)

Post	Location	Last Transmittal	Prior Year Mbrs	Curr Year Mbrs	2/6/2019 90% Target Goal	Curr Year Goal	New Mbrs	Ren Mbrs	Paid Up For Life	On-line	Per Cent of Goal
74	CHARLOTTESVILLE	2/6/2019	797	717	718	798	37	425	140	115	89.850%
90 +	BEAVERDAM	2/5/2019	58	54	53	59	6	34	5	9	91.525%
116 +	LOUISA	2/6/2019	122	111	111	123	2	67	13	29	90.244%
128 ***	STANARDSVILLE	1/2/2019	92	102	84	93	5	85	4	8	109.677%
156	ORANGE	2/6/2019	173	151	157	174	4	107	19	21	86.782%
157	MADISON	1/30/2019	129	113	117	130	6	61	18	28	86.923%
175 +	MECHANICSVILLE	2/6/2019	333	308	301	334	9	194	34	71	92.216%
206 +	ASHLAND	1/31/2019	35	32	32	36	0	24	5	3	88.889%

NORTHERN REGION-- THIRTEENTH DISTRICT-- (10 Posts)

Post	Location	Last Transmittal	Prior Year Mbrs	Curr Year Mbrs	2/6/2019 90% Target Goal	Curr Year Goal	New Mbrs	Ren Mbrs	Paid Up For Life	On-line	Per Cent of Goal
215	GOOCHLAND	1/15/2019	140	114	127	141	8	60	21	25	80.851%
2003	FLUVANNA COUNTY	2/6/2019	159	129	144	160	11	68	16	34	80.625%
CDR: PHIL GRIMM (74)			2038	1831	1843	2048	88	1125	275	343	89.404%

NORTHERN REGION-- FOURTEENTH DISTRICT-- (10 Posts)

Post	Location	Last Transmittal	Prior Year Mbrs	Curr Year Mbrs	2/6/2019 90% Target Goal	Curr Year Goal	New Mbrs	Ren Mbrs	Paid Up For Life	On-line	Per Cent of Goal
13	STAUNTON	1/30/2019	165	140	154	171	4	101	17	18	81.871%
27	DAYTON	2/6/2019	192	166	174	193	1	124	26	15	86.010%
76 +	HARRISONBURG	12/5/2018	35	33	32	36	0	27	5	1	91.667%
92	BATH COUNTY	2/6/2019	14	9	14	15	0	5	3	1	60.000%
126 +	BUENA VISTA	1/30/2019	78	71	71	79	2	55	8	6	89.873%
188	HARRISONBURG	2/6/2019	176	147	159	177	8	111	10	18	83.051%
222	ELKTON	9/25/2018	14	12	14	15	0	11	0	1	80.000%
278	PLAINS DISTRICT	9/10/2018	21	19	20	22	0	0	19	0	86.364%
291	LEXINGTON	12/5/2018	14	11	14	15	0	9	0	2	73.333%
340	EAST AUGUSTA COU	1/2/2019	152	126	138	153	2	76	35	13	82.353%
CDR: JOE MCGUGAN(340)			861	734	788	876	17	519	123	75	83.790%

NORTHERN REGION-- FIFTEENTH DISTRICT-- (7 Posts)

Post	Location	Last Transmittal	Prior Year Mbrs	Curr Year Mbrs	2/6/2019 90% Target Goal	Curr Year Goal	New Mbrs	Ren Mbrs	Paid Up For Life	On-line	Per Cent of Goal
21 +	WINCHESTER	2/6/2019	455	420	410	456	26	320	41	33	92.105%
22	LURAY	2/6/2019	70	59	64	71	1	37	13	8	83.099%
41 +	BERRYVILLE	1/2/2019	173	163	157	174	2	126	6	29	93.678%
53	FRONT ROYAL	2/6/2019	339	296	306	340	8	216	38	34	87.059%
77 +	STRASBURG	1/30/2019	280	265	253	281	13	213	18	21	94.306%
166	NEW MARKET	2/6/2019	147	131	133	148	0	91	24	16	88.514%
199	WOODSTOCK	2/6/2019	390	344	352	391	6	258	29	51	87.980%
CDR: G. NELSON RITTER (21)			1854	1678	1675	1861	56	1261	169	192	90.167%

NORTHERN REGION-- SIXTEENTH DISTRICT-- (17 Posts)

Post	Location	Last Transmittal	Prior Year Mbrs	Curr Year Mbrs	2/6/2019 90% Target Goal	Curr Year Goal	New Mbrs	Ren Mbrs	Paid Up For Life	On-line	Per Cent of Goal
10 +	MANASSAS	2/6/2019	789	753	711	790	49	375	112	217	95.316%
28	TRIANGLE	2/6/2019	276	245	249	277	18	122	43	62	88.448%
34 +	LEESBURG	2/6/2019	89	89	81	90	5	39	23	22	98.889%
72 +	WARRENTON	2/6/2019	417	388	376	418	19	221	55	93	92.823%
114	MANASSAS	2/6/2019	57	46	52	58	5	25	14	2	79.310%

NORTHERN REGION-- SIXTEENTH DISTRICT-- (17 Posts)

Post	Location	Last Transmittal	Prior Year Mbrs	Curr Year Mbrs	2/6/2019 90% Target Goal	Curr Year Goal	New Mbrs	Ren Mbrs	Paid Up For Life	On-line	Per Cent of Goal
150 +	STERLING PARK	2/6/2019	94	90	86	95	1	47	16	26	94.737%
158	MANASSAS	9/10/2018	28	18	26	29	0	13	5	0	62.069%
247	REMINGTON	2/6/2019	93	80	85	94	5	22	25	28	85.106%
290 +	STAFFORD	2/6/2019	705	649	635	706	68	331	85	165	91.926%
293	PURCELLVILLE	2/6/2019	213	185	193	214	30	76	15	64	86.449%
295 ***	MIDDLEBURG	2/6/2019	22	24	21	23	4	14	1	5	104.348%
330	CULPEPER	1/22/2019	179	159	162	180	5	95	25	34	88.333%
360	WARRENTON	2/5/2019	29	22	27	30	0	14	7	1	73.333%
364 +	WOODBIDGE	2/6/2019	1003	960	904	1004	56	464	189	251	95.618%
1799 ***	HAYMARKET	2/6/2019	112	117	102	113	13	42	16	46	103.540%
1836	LOVETTSVILLE	1/16/2019	40	35	37	41	11	22	2	0	85.366%
2001 ***	ASHBURN	2/6/2019	90	92	82	91	11	29	17	35	101.099%
CDR: SONNIE DICKERSON (3)			4236	3952	3828	4253	300	1951	650	1051	92.923%

NORTHERN REGION-- SEVENTEENTH DISTRICT-- (18 Posts)

Post	Location	Last Transmittal	Prior Year Mbrs	Curr Year Mbrs	2/6/2019 90% Target Goal	Curr Year Goal	New Mbrs	Ren Mbrs	Paid Up For Life	On-line	Per Cent of Goal
24 +	ALEXANDRIA	2/6/2019	724	663	653	725	16	256	125	266	91.448%
44	ARLINGTON	1/2/2019	82	56	75	83	0	25	16	15	67.470%
85	ARLINGTON	2/5/2019	146	122	132	147	9	63	16	34	82.993%
123	GREENSPRING	1/22/2019	55	48	50	56	3	28	16	1	85.714%
129	ALEXANDRIA	1/2/2019	17	12	16	18	0	0	5	7	66.667%
130	FALLS CHURCH	2/6/2019	213	180	193	214	4	104	24	48	84.112%
139	ARLINGTON	2/6/2019	250	209	226	251	4	107	38	60	83.267%
162	LORTON	2/6/2019	398	310	359	399	9	167	40	94	77.694%
176 +	SPRINGFIELD	2/6/2019	1376	1290	1239	1377	56	632	228	374	93.682%
177 +	FAIRFAX	2/6/2019	971	880	875	972	26	458	143	253	90.535%
180 +	VIENNA	2/6/2019	648	592	584	649	40	335	76	141	91.217%
184 +	HERNDON	2/6/2019	200	191	181	201	2	88	44	57	95.025%
194 *	ARLINGTON	1/9/2019	44	45	41	45	2	34	8	1	100.000%
225 +	FALLS CHURCH	9/10/2018	29	27	27	30	0	19	8	0	90.000%
270	McLEAN	2/6/2019	313	245	283	314	18	125	45	57	78.025%
1775 ***	FORT BELVOIR	1/16/2019	40	51	37	41	0	26	14	11	124.390%
1976	ANNANDALE	2/6/2019	311	274	281	312	11	173	37	53	87.821%
1995 ***	CENTREVILLE	2/6/2019	132	147	120	133	2	60	38	47	110.526%
CDR: TOMMY POWELL (130)			5949	5342	5370	5967	202	2700	921	1519	89.526%

WESTERN REGION-- FIFTH DISTRICT-- (13 Posts)

Post	Location	Last Transmittal	Prior Year Mbrs	Curr Year Mbrs	2/6/2019 90% Target Goal	Curr Year Goal	New Mbrs	Ren Mbrs	Paid Up For Life	On-line	Per Cent of Goal
------	----------	------------------	-----------------	----------------	--------------------------	----------------	----------	----------	------------------	---------	------------------

WESTERN REGION-- FIFTH DISTRICT-- (13 Posts)

Post	Location	Last Transmittal	Prior Year Mbrs	Curr Year Mbrs	2/6/2019 90% Target Goal	Curr Year Goal	New Mbrs	Ren Mbrs	Paid Up For Life	On-line	Per Cent of Goal
8 +	SOUTH BOSTON	2/6/2019	270	253	244	271	13	202	18	20	93.358%
32 ***	FARMVILLE	2/6/2019	38	49	35	39	8	32	2	7	125.641%
40 *	BLACKSTONE	12/18/2018	17	18	16	18	1	13	4	0	100.000%
43	CHASE CITY	1/2/2019	83	72	76	84	0	63	5	4	85.714%
45 ***	CLARKSVILLE	1/2/2019	42	46	39	43	2	22	6	16	106.977%
50	CREWE	2/6/2019	45	33	41	46	0	16	8	9	71.739%
65 *	LAWRENCEVILLE	1/9/2019	20	21	19	21	2	18	1	0	100.000%
79	SOUTH HILL	2/6/2019	381	325	344	382	0	270	14	41	85.079%
94 ***	ALBERTA	10/17/2018	15	19	14	16	3	14	1	1	118.750%
99	HALIFAX	1/23/2019	183	151	166	184	16	118	9	8	82.065%
147 *	KENBRIDGE	2/5/2019	51	52	47	52	5	32	9	6	100.000%
260	KEYSVILLE	12/19/2018	102	79	93	103	1	62	4	12	76.699%
342 ***	VOLENS	10/17/2018	28	36	26	29	6	30	0	0	124.138%
CDR: TOM HART (147)			1275	1154	1159	1288	57	892	81	124	89.596%

WESTERN REGION-- SIXTH DISTRICT-- (13 Posts)

Post	Location	Last Transmittal	Prior Year Mbrs	Curr Year Mbrs	2/6/2019 90% Target Goal	Curr Year Goal	New Mbrs	Ren Mbrs	Paid Up For Life	On-line	Per Cent of Goal
6	ROCKY MOUNT	12/5/2018	87	67	79	88	0	60	5	2	76.136%
11	BASSETT	12/19/2018	40	30	37	41	0	23	4	3	73.171%
29 +	DANVILLE	2/6/2019	166	152	150	167	4	135	8	5	91.018%
42	MARTINSVILLE	2/6/2019	94	77	86	95	1	61	6	9	81.053%
47	CHATHAM	2/6/2019	21	7	20	22	0	0	2	5	31.818%
78	MARTINSVILLE	2/5/2019	190	166	172	191	4	140	11	11	86.911%
96 +	CALLAWAY	12/19/2018	15	14	14	16	0	13	0	1	87.500%
105	STUART	2/6/2019	65	56	59	66	1	42	7	6	84.848%
111 +	ROCKY MOUNT	2/6/2019	38	35	35	39	1	18	11	5	89.744%
127	FLOYD	2/6/2019	76	68	69	77	3	49	10	6	88.312%
232	GRETNA	1/2/2019	92	78	84	93	3	67	3	5	83.871%
325	DANVILLE	2/6/2019	278	239	251	279	3	200	19	17	85.663%
1097	DANVILLE	2/5/2019	326	265	294	327	16	207	27	15	81.040%
CDR: ANN BOWER			1488	1254	1351	1501	36	1015	113	90	83.544%

WESTERN REGION-- SEVENTH DISTRICT-- (9 Posts)

Post	Location	Last Transmittal	Prior Year Mbrs	Curr Year Mbrs	2/6/2019 90% Target Goal	Curr Year Goal	New Mbrs	Ren Mbrs	Paid Up For Life	On-line	Per Cent of Goal
7 +	PULASKI	1/22/2019	121	116	110	122	4	97	8	7	95.082%
9 *	WYTHEVILLE	2/6/2019	112	113	102	113	5	65	31	12	100.000%
18	MARION	1/2/2019	59	47	54	60	2	34	6	5	78.333%
20	BLAND	10/31/2018	50	41	46	51	1	34	3	3	80.392%

WESTERN REGION-- SEVENTH DISTRICT-- (9 Posts)

Post	Location	Last Transmittal	Prior Year Mbrs	Curr Year Mbrs	2/6/2019 90% Target Goal	Curr Year Goal	New Mbrs	Ren Mbrs	Paid Up For Life	On-line	Per Cent of Goal
58 ***	DUBLIN	1/15/2019	45	53	41	46	6	46	1	0	115.217%
68	NARROWS	12/19/2018	85	69	77	86	3	46	18	2	80.233%
229	RURAL RETREAT	2/6/2019	135	117	122	136	1	72	32	12	86.029%
245 *	GALAX	2/5/2019	126	127	114	127	8	99	12	8	100.000%
311 +	PEMBROKE	1/9/2019	45	41	41	46	1	33	3	4	89.130%
CDR: BILL HOGG (311)			778	724	708	787	31	526	114	53	91.995%

WESTERN REGION-- EIGHTH DISTRICT-- (12 Posts)

Post	Location	Last Transmittal	Prior Year Mbrs	Curr Year Mbrs	2/6/2019 90% Target Goal	Curr Year Goal	New Mbrs	Ren Mbrs	Paid Up For Life	On-line	Per Cent of Goal
12	ABINGDON	2/5/2019	89	72	81	90	0	54	12	6	80.000%
14	POCAHONTAS	1/15/2019	85	70	77	86	3	56	7	4	81.395%
122	BLUEFIELD	9/10/2018	21	16	20	22	0	2	14	0	72.727%
133 +	TAZEWELL	1/16/2019	104	102	95	105	5	78	10	9	97.143%
135	DAMASCUS	2/6/2019	37	32	34	38	0	27	2	3	84.211%
164	GRUNDY	2/6/2019	359	319	324	360	1	229	76	13	88.611%
185 +	JONESVILLE	2/6/2019	47	44	43	48	0	32	6	6	91.667%
208 +	LEBANON	2/5/2019	75	70	68	76	2	56	9	3	92.105%
227	CLINTWOOD	9/25/2018	17	14	16	18	0	11	3	0	77.778%
243	NORTON	1/31/2019	81	62	74	82	7	44	6	5	75.610%
265 +	GATE CITY	2/5/2019	111	103	101	112	3	94	1	5	91.964%
775	POCAHONTAS SCC	1/2/2019	19	14	18	20	2	9	0	3	70.000%
CDR: PERRY JOHNSON(133)			1045	918	951	1057	23	692	146	57	86.850%

WESTERN REGION-- NINTH DISTRICT-- (9 Posts)

Post	Location	Last Transmittal	Prior Year Mbrs	Curr Year Mbrs	2/6/2019 90% Target Goal	Curr Year Goal	New Mbrs	Ren Mbrs	Paid Up For Life	On-line	Per Cent of Goal
3	ROANOKE	2/6/2019	362	317	327	363	17	208	47	45	87.328%
4	COVINGTON	1/16/2019	54	48	50	55	0	40	5	3	87.273%
30	RADFORD	2/6/2019	30	24	28	31	0	17	5	2	77.419%
59 +	CHRISTIANSBURG	2/6/2019	78	77	71	79	4	57	12	4	97.468%
80	VINTON	1/9/2019	81	68	74	82	1	52	12	3	82.927%
93 +	BUCHANAN	1/2/2019	49	48	45	50	0	29	8	11	96.000%
182	BLACKSBURG	1/30/2019	45	35	41	46	0	21	7	7	76.087%
240 ***	TROUTVILLE	1/16/2019	47	50	43	48	2	34	13	1	104.167%
248 +	ROANOKE	2/6/2019	72	68	66	73	2	43	16	7	93.151%
CDR: GENE MALINOWSKI (5)			818	735	744	827	26	501	125	83	88.875%

WESTERN REGION-- TENTH DISTRICT-- (11 Posts)

Post	Location	Last Transmittal	Prior Year Mbrs	Curr Year Mbrs	2/6/2019 90% Target Goal	Curr Year Goal	New Mbrs	Ren Mbrs	Paid Up For Life	On-line	Per Cent of Goal
16 +	LYNCHBURG	2/6/2019	934	845	842	935	64	655	33	93	90.374%
17 *	LOVINGSTON	1/31/2019	60	61	55	61	2	48	6	5	100.000%
36	ALTAVISTA	1/2/2019	51	36	47	52	0	24	5	7	69.231%
52	BROOKNEAL	1/2/2019	41	33	38	42	2	30	1	0	78.571%
54	BEDFORD	1/2/2019	132	115	120	133	2	76	22	15	86.466%
62 +	SMITH MTN LAKE	12/19/2018	31	31	29	32	0	15	5	11	96.875%
104	APPOMATTOX	1/16/2019	155	133	140	156	12	87	17	17	85.256%
134 *	DILLWYN	12/12/2018	31	32	29	32	3	28	0	1	100.000%
217 +	BIG ISLAND	10/31/2018	22	21	21	23	0	20	1	0	91.304%
269 +	CUMBERLAND	12/19/2018	33	33	31	34	3	28	1	1	97.059%
274 +	MADISON HEIGHTS	1/16/2019	77	72	70	78	1	64	4	3	92.308%
CDR: MICHAEL TOMLIN (21			1567	1412	1420	1578	89	1075	95	153	89.480%

*** POSTS EQUALING OR SURPASSING THEIR PRIOR YEAR MEMBERSHIP**

***** POSTS EQUALING OR SURPASSING THEIR CURRENT YEAR GOAL**

+ POSTS EQUALING OR SURPASSING THEIR TARGET GOAL