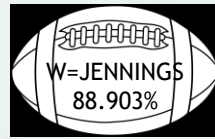




“100% for 100 YEARS”

“TOUCHDOWN”



Department of Virginia

TEAM VIRGINIA

February 13, 2019

Department of Virginia traditional membership is 88.976% of goal. Northern Department Vice Commander Dudley still holds the lead with 90.890%. Next is Western Department Vice Commander Jennings with 88.903%. Eastern Department Vice Commander Baker follows with 86.565%. Percentage points gained from last week are: Eastern = 1.246, Western = .852, and Northern = .673.

Congratulations to 4 Posts that made Touchdown. They are):

Post 1991 (100.000%) in TABB,	Commander Burrell,	District 3
Post 7 (100.000%) in Pulaski,	Commander Whitacker,	District 7
Post 311 (100.000%) in Pembroke,	Commander Ratcliff,	District 7
Post 148 (100.000%) in Colonial Beach,	Commander Weiss,	District 12

What a surprise... to me anyway! The 7th District (Western Region) retook first position!

Some Districts made noticeable advances this week. Congratulations to District 2 because they jumped 4 positions into 7th place. Watch them as they are known for silently making it to the top! Well done to 14th District for advancing 3 positions and Districts 10,13, and 9 advancing 2 positions.

We are now entering our most challenging membership time of the year. With the advent of Spring and Spring Conference nearing, it is easy for a false sense that the membership year is about done. Please DO NOT let that feeling get the best of us. It is important we remain focus on renewals and recruiting new Legionnaires.

For God and Country,

A.B. Brown

Department Membership

Our national position as of February 10, 2019 is 20

58, 329, 342, 94, 240, 45, 1775, 128, 134, 81, 113, 221, 1799, 40, 136, 201, 1995, 194, 32, 65, 295, 252, 35,147, 9, 245, 17, 2001,1991, 148, 7, 311

- 7th
- 16th
- 15th
- 10th
- 13th
- 9th
- 2nd
- 17th
- 5th
- 12th
- 8th
- 14th
- 4th
- 3rd
- 1st
- 6th
- 11th



TOUCHDOWNS



THE AMERICAN LEGION
DEPARTMENT OF VIRGINIA
REGION AND DISTRICT STANDINGS
AS OF 2/13/2019

Regional Standings

Region	Stand-ings	Prior Year Mbrs	Curr Year Mbrs	Curr Year Goal	New Mbrs	Ren Mbrs	Paid Up For Life	Online	Per Cent of Goal
NORTHERN	1	14938	13638	15005	689	7631	2138	3180	90.890%
WESTERN	2	6971	6257	7038	273	4750	674	560	88.903%
EASTERN	3	11598	10122	11693	628	6228	1348	1918	86.565%

District Standings

District		Prior Year Mbrs	Curr Year Mbrs	Curr Year Goal	New Mbrs	Ren Mbrs	Paid Up For Life	Online	Per Cent of Goal
SEVENTH	1	778	740	787	32	541	114	53	94.028%
SIXTEENTH	2	4236	3982	4253	311	1970	650	1051	93.628%
FIFTEENTH	3	1854	1690	1861	57	1272	169	192	90.811%
TENTH	4	1567	1427	1578	95	1084	95	153	90.431%
THIRTEENTH	5	2038	1850	2048	90	1142	275	343	90.332%
NINTH	6	818	744	827	27	509	125	83	89.964%
SECOND	7	2705	2445	2719	245	1435	255	510	89.923%
SEVENTEENTH	8	5949	5362	5967	212	2710	921	1519	89.861%
FIFTH	9	1275	1156	1288	58	893	81	124	89.752%
TWELFTH	10	1531	1375	1549	97	869	173	236	88.767%
EIGHTH	11	1045	923	1057	23	697	146	57	87.323%
FOURTEENTH	12	861	754	876	19	537	123	75	86.073%
FOURTH	13	1457	1266	1471	57	888	150	171	86.064%
THIRD	14	2495	2145	2511	110	1236	367	432	85.424%
FIRST	15	608	517	612	22	309	64	122	84.477%
SIXTH	16	1488	1267	1501	38	1026	113	90	84.410%
ELEVENTH	17	2802	2374	2831	97	1491	339	447	83.857%
TRADITIONAL:		33507	30017	33736	1590	18609	4160	5658	88.976%
POST 141:		8062	6063	7577	25	3552	689	1797	80.018%
CYBERPOST 1919:	1	1	1	1	0	1	0		100.000%
SUBTOTAL:		41570	36081	41314	1615	22162	4849	7455	87.334%
NEW DMS:			0	0					
OVERALL TOTAL			36081	41314					

YEAR TO DATE TOTALS AND SUMMARY

CURRENT YEAR GOAL:	41314
MEMBERSHIP AS OF 2/13/2019 :	36081
REMAINDER TO MEET GOAL:	5233

EASTERN REGION-- FIRST DISTRICT-- (4 Posts)

Post	Location	Last Transmittal	Prior Year Mbrs	Curr Year Mbrs	3/6/2019 95% Target Goal	Curr Year Goal	New Mbrs	Ren Mbrs	Paid Up For Life	On-line	Per Cent of Goal
56	NORTHAMPTON	2/8/2019	243	211	232	244	12	125	20	54	86.475%
100	PARKSLEY	1/2/2019	31	23	30	32	1	10	5	7	71.875%
101	ONANCOCK	12/19/2018	17	14	17	18	0	5	7	2	77.778%
159	CHINCOTEAGUE	2/6/2019	317	269	302	318	9	169	32	59	84.591%
CDR: JAMES RUSSELL			608	517	581	612	22	309	64	122	84.477%

EASTERN REGION-- SECOND DISTRICT-- (14 Posts)

Post	Location	Last Transmittal	Prior Year Mbrs	Curr Year Mbrs	3/6/2019 95% Target Goal	Curr Year Goal	New Mbrs	Ren Mbrs	Paid Up For Life	On-line	Per Cent of Goal
5	NORFOLK	2/13/2019	115	103	110	116	19	54	11	19	88.793%
35 ***	NORFOLK	2/13/2019	90	94	86	91	10	38	6	40	103.297%
37 +	NORFOLK	2/13/2019	289	280	276	290	106	151	6	17	96.552%
60	NORFOLK	1/2/2019	59	45	57	60	0	26	4	15	75.000%
81 *	VIRGINIA BEACH	12/19/2018	22	23	22	23	2	15	5	1	100.000%
110	VIRGINIA BEACH	2/6/2019	346	306	330	347	1	170	54	81	88.184%
113 ***	PRINCESS ANNE	2/6/2019	66	75	64	67	6	36	8	25	111.940%
118	NORFOLK	1/2/2019	18	13	18	19	0	6	3	4	68.421%
190	PORTSMOUTH	2/6/2019	256	202	244	257	15	159	15	13	78.599%
204	NORFOLK	1/30/2019	47	42	46	48	2	36	0	4	87.500%
280	CHESAPEAKE	2/7/2019	406	382	387	407	20	204	56	102	93.857%
310	CHURCHLAND	1/16/2019	65	60	63	66	1	39	6	14	90.909%
327	NORFOLK	2/13/2019	900	799	856	901	55	490	79	175	88.679%
1992	VIRGINIA BEACH	12/18/2018	26	21	26	27	8	11	2	0	77.778%
CDR: JOHN SCHENK, SR (327)			2705	2445	2583	2719	245	1435	255	510	89.923%

EASTERN REGION-- THIRD DISTRICT-- (16 Posts)

Post	Location	Last Transmittal	Prior Year Mbrs	Curr Year Mbrs	3/6/2019 95% Target Goal	Curr Year Goal	New Mbrs	Ren Mbrs	Paid Up For Life	On-line	Per Cent of Goal
25 +	NEWPORT NEWS	2/13/2019	405	387	386	406	44	218	46	79	95.320%
31	HAMPTON	12/19/2018	63	50	61	64	0	21	17	12	78.125%
39	WILLIAMSBURG	2/6/2019	106	98	102	107	1	55	15	27	91.589%
48	HAMPTON	2/6/2019	96	86	92	97	3	36	25	22	88.660%
61	CHARLES CITY	12/19/2018	41	30	40	42	1	24	1	4	71.429%
67	HAMPTON	2/5/2019	178	125	170	179	12	71	31	11	69.832%
75	GLOUCESTER	2/6/2019	185	169	177	186	9	92	35	33	90.860%
83	MATHEWS	1/16/2019	166	153	159	167	2	108	18	25	91.617%
165	YORKTOWN	11/20/2018	29	22	29	30	0	11	6	5	73.333%
172	WEST POINT	12/19/2018	16	11	16	17	0	7	3	1	64.706%
273	POQUOSON	2/6/2019	127	117	122	128	6	62	28	21	91.406%
314	AYLETT	1/31/2019	29	28	29	30	1	13	10	4	93.333%

EASTERN REGION-- THIRD DISTRICT-- (16 Posts)

Post	Location	Last Transmittal	Prior Year Mbrs	Curr Year Mbrs	3/6/2019 95% Target Goal	Curr Year Goal	New Mbrs	Ren Mbrs	Paid Up For Life	On-line	Per Cent of Goal
368	NEWPORT NEWS	2/6/2019	911	747	866	912	30	456	109	152	81.908%
1776	WILLIAMSBURG	2/6/2019	84	67	81	85	1	34	11	21	78.824%
1991 *	TABB	2/8/2019	39	40	38	40	0	28	4	8	100.000%
1997	HAMPTON	2/6/2019	20	15	20	21	0	0	8	7	71.429%
CDR: RICHARD WARD (75)			2495	2145	2385	2511	110	1236	367	432	85.424%

EASTERN REGION-- FOURTH DISTRICT-- (14 Posts)

Post	Location	Last Transmittal	Prior Year Mbrs	Curr Year Mbrs	3/6/2019 95% Target Goal	Curr Year Goal	New Mbrs	Ren Mbrs	Paid Up For Life	On-line	Per Cent of Goal
2	PETERSBURG	1/31/2019	368	304	351	369	17	199	38	50	82.385%
46	EMPORIA	1/31/2019	33	25	32	34	0	21	2	2	73.529%
49	SMITHFIELD	2/13/2019	154	144	147	155	5	100	13	26	92.903%
57	SUFFOLK	1/30/2019	77	71	74	78	1	59	5	6	91.026%
73	FRANKLIN	1/30/2019	81	69	78	82	2	49	11	7	84.146%
88	SUFFOLK	2/6/2019	78	71	75	79	5	35	11	20	89.873%
120	DISPUTANTA	2/6/2019	126	105	121	127	8	65	21	11	82.677%
146 +	HOPEWELL	1/31/2019	343	329	327	344	15	245	36	33	95.640%
149	DINWIDDIE	2/6/2019	33	30	32	34	0	21	3	6	88.235%
151	EMPORIA	9/26/2018	72	43	69	73	0	39	3	1	58.904%
160	SURRY	12/18/2018	40	38	39	41	4	24	5	5	92.683%
191	WAVERLY	12/19/2018	14	12	14	15	0	9	0	3	80.000%
264	JARRATT	12/19/2018	20	14	20	21	0	11	2	1	66.667%
276	BOYKINS	9/19/2018	18	11	18	19	0	11	0	0	57.895%
CDR: M COMBO-FARRIS(120)			1457	1266	1397	1471	57	888	150	171	86.064%

EASTERN REGION-- ELEVENTH DISTRICT-- (20 Posts)

Post	Location	Last Transmittal	Prior Year Mbrs	Curr Year Mbrs	3/6/2019 95% Target Goal	Curr Year Goal	New Mbrs	Ren Mbrs	Paid Up For Life	On-line	Per Cent of Goal
1	RICHMOND	2/6/2019	141	56	135	142	1	20	18	17	39.437%
38	RICHMOND	11/1/2018	19	10	19	20	0	8	1	1	50.000%
84	RICHMOND	2/13/2019	117	108	112	118	6	69	19	14	91.525%
87	AMELIA	2/13/2019	50	44	48	51	2	30	10	2	86.275%
91	CHESTERFIELD	10/16/2018	5	4	14	15	0	0	2	2	26.667%
108	RICHMOND	12/5/2018	20	15	20	21	0	12	3	0	71.429%
125	RICHMOND	2/13/2019	104	80	100	105	4	63	6	7	76.190%
136 ***	ETTRICK	1/2/2019	19	22	19	20	0	20	0	2	110.000%
137	RICHMOND	2/7/2019	153	126	146	154	4	82	20	20	81.818%
144	HIGHLAND SPRINGS	1/2/2019	187	153	179	188	8	106	20	19	81.383%
186	MIDLOTHIAN	2/13/2019	369	310	352	370	15	193	36	66	83.784%
189	RICHMOND	1/2/2019	26	21	26	27	0	13	7	1	77.778%

EASTERN REGION-- ELEVENTH DISTRICT-- (20 Posts)

Post	Location	Last Transmittal	Prior Year Mbrs	Curr Year Mbrs	3/6/2019 95% Target Goal	Curr Year Goal	New Mbrs	Ren Mbrs	Paid Up For Life	On-line	Per Cent of Goal
201 ***	POWHATAN	2/13/2019	100	106	96	101	2	75	16	13	104.950%
210	RICHMOND	11/1/2018	14	10	14	15	0	6	2	2	66.667%
233	RICHMOND	2/6/2019	59	51	57	60	0	41	7	3	85.000%
242	SANDSTON	1/24/2019	71	65	68	72	3	52	7	3	90.278%
244	GLEN ALLEN	1/9/2019	109	97	105	110	1	70	7	19	88.182%
284	COLONIAL HEIGHTS	2/7/2019	1075	947	1022	1076	44	548	149	206	88.011%
354	RICHMOND	2/13/2019	124	113	119	125	7	62	4	40	90.400%
361	RICHMOND	1/23/2019	40	36	39	41	0	21	5	10	87.805%
CDR: JAMES WALSH (244)			2802	2374	2689	2831	97	1491	339	447	83.857%

EASTERN REGION-- TWELFTH DISTRICT-- (14 Posts)

Post	Location	Last Transmittal	Prior Year Mbrs	Curr Year Mbrs	3/6/2019 95% Target Goal	Curr Year Goal	New Mbrs	Ren Mbrs	Paid Up For Life	On-line	Per Cent of Goal
55	FREDERICKSBURG	2/13/2019	227	201	217	228	34	132	22	13	88.158%
64	TAPPAHANNOCK	2/13/2019	45	39	44	46	0	24	3	12	84.783%
82	SALUDA	2/6/2019	23	19	23	24	0	3	6	10	79.167%
86	KILMARNOCK	1/2/2019	75	68	72	76	1	40	12	15	89.474%
89	KING GEORGE	2/13/2019	162	131	155	163	1	70	33	27	80.368%
115	FARNHAM	10/31/2018	18	5	18	19	1	4	0	0	26.316%
117	REEDVILLE	2/6/2019	127	113	122	128	2	90	10	11	88.281%
148 *	COLONIAL BEACH	2/13/2019	279	280	266	280	38	189	16	37	100.000%
221 ***	CAROLINE COUNTY	1/9/2019	38	40	37	39	4	24	4	8	102.564%
241 *	STORMONT	9/4/2018	10	11	14	15	2	9	0	0	73.333%
252 *	MONTROSS	1/30/2019	60	61	58	61	0	43	10	8	100.000%
320	SPOTSYLVANIA	2/6/2019	381	326	363	382	12	175	50	89	85.340%
329 ***	DAHLGREN	11/14/2018	40	42	39	41	2	38	2	0	102.439%
401	WARSAW	2/6/2019	46	39	45	47	0	28	5	6	82.979%
CDR: DONNELL JOHNSON (5)			1531	1375	1472	1549	97	869	173	236	88.767%

NORTHERN REGION-- THIRTEENTH DISTRICT-- (10 Posts)

Post	Location	Last Transmittal	Prior Year Mbrs	Curr Year Mbrs	3/6/2019 95% Target Goal	Curr Year Goal	New Mbrs	Ren Mbrs	Paid Up For Life	On-line	Per Cent of Goal
74	CHARLOTTESVILLE	2/8/2019	797	723	758	798	37	431	140	115	90.602%
90	BEAVERDAM	2/5/2019	58	54	56	59	6	34	5	9	91.525%
116	LOUISA	2/13/2019	122	114	117	123	3	69	13	29	92.683%
128 ***	STANARDSVILLE	2/8/2019	92	103	88	93	6	85	4	8	110.753%
156	ORANGE	2/13/2019	173	158	165	174	4	114	19	21	90.805%
157	MADISON	2/13/2019	129	115	124	130	6	63	18	28	88.462%
175	MECHANICSVILLE	2/6/2019	333	308	317	334	9	194	34	71	92.216%
206	ASHLAND	1/31/2019	35	32	34	36	0	24	5	3	88.889%

NORTHERN REGION-- THIRTEENTH DISTRICT-- (10 Posts)

Post	Location	Last Transmittal	Prior Year Mbrs	Curr Year Mbrs	3/6/2019 95% Target Goal	Curr Year Goal	New Mbrs	Ren Mbrs	Paid Up For Life	On-line	Per Cent of Goal
215	GOOCHLAND	1/15/2019	140	114	134	141	8	60	21	25	80.851%
2003	FLUVANNA COUNTY	2/6/2019	159	129	152	160	11	68	16	34	80.625%
CDR: PHIL GRIMM (74)			2038	1850	1946	2048	90	1142	275	343	90.332%

NORTHERN REGION-- FOURTEENTH DISTRICT-- (10 Posts)

Post	Location	Last Transmittal	Prior Year Mbrs	Curr Year Mbrs	3/6/2019 95% Target Goal	Curr Year Goal	New Mbrs	Ren Mbrs	Paid Up For Life	On-line	Per Cent of Goal
13	STAUNTON	1/30/2019	165	140	162	171	4	101	17	18	81.871%
27	DAYTON	2/8/2019	192	167	183	193	1	125	26	15	86.528%
76	HARRISONBURG	12/5/2018	35	33	34	36	0	27	5	1	91.667%
92	BATH COUNTY	2/6/2019	14	9	14	15	0	5	3	1	60.000%
126	BUENA VISTA	1/30/2019	78	71	75	79	2	55	8	6	89.873%
188	HARRISONBURG	2/13/2019	176	163	168	177	9	126	10	18	92.090%
222	ELKTON	9/25/2018	14	12	14	15	0	11	0	1	80.000%
278	PLAINS DISTRICT	9/10/2018	21	19	21	22	0	0	19	0	86.364%
291	LEXINGTON	12/5/2018	14	11	14	15	0	9	0	2	73.333%
340	EAST AUGUSTA COU	2/13/2019	152	129	145	153	3	78	35	13	84.314%
CDR: JOE MCGUGAN(340)			861	754	832	876	19	537	123	75	86.073%

NORTHERN REGION-- FIFTEENTH DISTRICT-- (7 Posts)

Post	Location	Last Transmittal	Prior Year Mbrs	Curr Year Mbrs	3/6/2019 95% Target Goal	Curr Year Goal	New Mbrs	Ren Mbrs	Paid Up For Life	On-line	Per Cent of Goal
21	WINCHESTER	2/13/2019	455	427	433	456	27	326	41	33	93.640%
22	LURAY	2/6/2019	70	59	67	71	1	37	13	8	83.099%
41	BERRYVILLE	1/2/2019	173	163	165	174	2	126	6	29	93.678%
53	FRONT ROYAL	2/6/2019	339	296	323	340	8	216	38	34	87.059%
77	STRASBURG	1/30/2019	280	265	267	281	13	213	18	21	94.306%
166	NEW MARKET	2/6/2019	147	131	141	148	0	91	24	16	88.514%
199	WOODSTOCK	2/7/2019	390	349	371	391	6	263	29	51	89.258%
CDR: G. NELSON RITTER (21)			1854	1690	1768	1861	57	1272	169	192	90.811%

NORTHERN REGION-- SIXTEENTH DISTRICT-- (17 Posts)

Post	Location	Last Transmittal	Prior Year Mbrs	Curr Year Mbrs	3/6/2019 95% Target Goal	Curr Year Goal	New Mbrs	Ren Mbrs	Paid Up For Life	On-line	Per Cent of Goal
10 +	MANASSAS	2/6/2019	789	753	751	790	49	375	112	217	95.316%
28	TRIANGLE	2/6/2019	276	245	263	277	18	122	43	62	88.448%
34 +	LEESBURG	2/6/2019	89	89	86	90	5	39	23	22	98.889%
72	WARRENTON	2/13/2019	417	394	397	418	21	225	55	93	94.258%
114	MANASSAS	2/6/2019	57	46	55	58	5	25	14	2	79.310%

NORTHERN REGION-- SIXTEENTH DISTRICT-- (17 Posts)

Post	Location	Last Transmittal	Prior Year Mbrs	Curr Year Mbrs	3/6/2019 95% Target Goal	Curr Year Goal	New Mbrs	Ren Mbrs	Paid Up For Life	On-line	Per Cent of Goal
150 +	STERLING PARK	2/6/2019	94	90	90	95	1	47	16	26	94.737%
158	MANASSAS	9/10/2018	28	18	28	29	0	13	5	0	62.069%
247	REMINGTON	2/13/2019	93	81	89	94	5	23	25	28	86.170%
290	STAFFORD	2/13/2019	705	660	671	706	73	337	85	165	93.484%
293	PURCELLVILLE	2/13/2019	213	197	203	214	34	84	15	64	92.056%
295 ***	MIDDLEBURG	2/6/2019	22	24	22	23	4	14	1	5	104.348%
330	CULPEPER	1/22/2019	179	159	171	180	5	95	25	34	88.333%
360	WARRENTON	2/5/2019	29	22	29	30	0	14	7	1	73.333%
364 +	WOODBIDGE	2/6/2019	1003	960	954	1004	56	464	189	251	95.618%
1799 ***	HAYMARKET	2/6/2019	112	117	107	113	13	42	16	46	103.540%
1836	LOVETTSVILLE	1/16/2019	40	35	39	41	11	22	2	0	85.366%
2001 ***	ASHBURN	2/6/2019	90	92	86	91	11	29	17	35	101.099%
CDR: SONNIE DICKERSON (3)			4236	3982	4040	4253	311	1970	650	1051	93.628%

NORTHERN REGION-- SEVENTEENTH DISTRICT-- (18 Posts)

Post	Location	Last Transmittal	Prior Year Mbrs	Curr Year Mbrs	3/6/2019 95% Target Goal	Curr Year Goal	New Mbrs	Ren Mbrs	Paid Up For Life	On-line	Per Cent of Goal
24	ALEXANDRIA	2/13/2019	724	672	689	725	21	260	125	266	92.690%
44	ARLINGTON	1/2/2019	82	56	79	83	0	25	16	15	67.470%
85	ARLINGTON	2/13/2019	146	125	140	147	10	65	16	34	85.034%
123	GREENSPRING	2/13/2019	55	49	53	56	3	29	16	1	87.500%
129	ALEXANDRIA	1/2/2019	17	12	17	18	0	0	5	7	66.667%
130	FALLS CHURCH	2/6/2019	213	180	203	214	4	104	24	48	84.112%
139	ARLINGTON	2/6/2019	250	209	238	251	4	107	38	60	83.267%
162	LORTON	2/6/2019	398	310	379	399	9	167	40	94	77.694%
176	SPRINGFIELD	2/6/2019	1376	1290	1308	1377	56	632	228	374	93.682%
177	FAIRFAX	2/6/2019	971	880	923	972	26	458	143	253	90.535%
180	VIENNA	2/6/2019	648	592	617	649	40	335	76	141	91.217%
184 +	HERNDON	2/6/2019	200	191	191	201	2	88	44	57	95.025%
194 *	ARLINGTON	1/9/2019	44	45	43	45	2	34	8	1	100.000%
225	FALLS CHURCH	9/10/2018	29	27	29	30	0	19	8	0	90.000%
270	McLEAN	2/6/2019	313	245	298	314	18	125	45	57	78.025%
1775 ***	FORT BELVOIR	2/13/2019	40	52	39	41	0	27	14	11	126.829%
1976	ANNANDALE	2/13/2019	311	280	296	312	15	175	37	53	89.744%
1995 ***	CENTREVILLE	2/6/2019	132	147	126	133	2	60	38	47	110.526%
CDR: TOMMY POWELL (130)			5949	5362	5669	5967	212	2710	921	1519	89.861%

WESTERN REGION-- FIFTH DISTRICT-- (13 Posts)

Post	Location	Last Transmittal	Prior Year Mbrs	Curr Year Mbrs	3/6/2019 95% Target Goal	Curr Year Goal	New Mbrs	Ren Mbrs	Paid Up For Life	On-line	Per Cent of Goal
------	----------	------------------	-----------------	----------------	--------------------------	----------------	----------	----------	------------------	---------	------------------

WESTERN REGION-- FIFTH DISTRICT-- (13 Posts)

Post	Location	Last Transmittal	Prior Year Mbrs	Curr Year Mbrs	3/6/2019 95% Target Goal	Curr Year Goal	New Mbrs	Ren Mbrs	Paid Up For Life	On-line	Per Cent of Goal
8	SOUTH BOSTON	2/6/2019	270	253	257	271	13	202	18	20	93.358%
32 ***	FARMVILLE	2/6/2019	38	49	37	39	8	32	2	7	125.641%
40 *	BLACKSTONE	12/18/2018	17	18	17	18	1	13	4	0	100.000%
43	CHASE CITY	1/2/2019	83	72	80	84	0	63	5	4	85.714%
45 ***	CLARKSVILLE	2/13/2019	42	47	41	43	2	23	6	16	109.302%
50	CREWE	2/6/2019	45	33	44	46	0	16	8	9	71.739%
65 ***	LAWRENCEVILLE	2/7/2019	20	22	20	21	3	18	1	0	104.762%
79	SOUTH HILL	2/6/2019	381	325	363	382	0	270	14	41	85.079%
94 ***	ALBERTA	10/17/2018	15	19	15	16	3	14	1	1	118.750%
99	HALIFAX	1/23/2019	183	151	175	184	16	118	9	8	82.065%
147 *	KENBRIDGE	2/5/2019	51	52	49	52	5	32	9	6	100.000%
260	KEYSVILLE	12/19/2018	102	79	98	103	1	62	4	12	76.699%
342 ***	VOLENS	10/17/2018	28	36	28	29	6	30	0	0	124.138%
CDR: TOM HART (147)			1275	1156	1224	1288	58	893	81	124	89.752%

WESTERN REGION-- SIXTH DISTRICT-- (13 Posts)

Post	Location	Last Transmittal	Prior Year Mbrs	Curr Year Mbrs	3/6/2019 95% Target Goal	Curr Year Goal	New Mbrs	Ren Mbrs	Paid Up For Life	On-line	Per Cent of Goal
6	ROCKY MOUNT	2/13/2019	87	71	84	88	0	64	5	2	80.682%
11	BASSETT	12/19/2018	40	30	39	41	0	23	4	3	73.171%
29	DANVILLE	2/6/2019	166	152	159	167	4	135	8	5	91.018%
42	MARTINSVILLE	2/13/2019	94	80	90	95	2	63	6	9	84.211%
47	CHATHAM	2/6/2019	21	7	21	22	0	0	2	5	31.818%
78	MARTINSVILLE	2/5/2019	190	166	181	191	4	140	11	11	86.911%
96	CALLAWAY	12/19/2018	15	14	15	16	0	13	0	1	87.500%
105	STUART	2/6/2019	65	56	63	66	1	42	7	6	84.848%
111	ROCKY MOUNT	2/6/2019	38	35	37	39	1	18	11	5	89.744%
127	FLOYD	2/6/2019	76	68	73	77	3	49	10	6	88.312%
232	GRETNA	1/2/2019	92	78	88	93	3	67	3	5	83.871%
325	DANVILLE	2/13/2019	278	242	265	279	3	203	19	17	86.738%
1097	DANVILLE	2/13/2019	326	268	311	327	17	209	27	15	81.957%
CDR: ANN BOWER			1488	1267	1426	1501	38	1026	113	90	84.410%

WESTERN REGION-- SEVENTH DISTRICT-- (9 Posts)

Post	Location	Last Transmittal	Prior Year Mbrs	Curr Year Mbrs	3/6/2019 95% Target Goal	Curr Year Goal	New Mbrs	Ren Mbrs	Paid Up For Life	On-line	Per Cent of Goal
7 *	PULASKI	2/13/2019	121	122	116	122	4	103	8	7	100.000%
9 *	WYTHEVILLE	2/6/2019	112	113	107	113	5	65	31	12	100.000%
18	MARION	1/2/2019	59	47	57	60	2	34	6	5	78.333%
20	BLAND	10/31/2018	50	41	48	51	1	34	3	3	80.392%

WESTERN REGION-- SEVENTH DISTRICT-- (9 Posts)

Post	Location	Last Transmittal	Prior Year Mbrs	Curr Year Mbrs	3/6/2019 95% Target Goal	Curr Year Goal	New Mbrs	Ren Mbrs	Paid Up For Life	On-line	Per Cent of Goal
58 ***	DUBLIN	1/15/2019	45	53	44	46	6	46	1	0	115.217%
68	NARROWS	2/8/2019	85	72	82	86	3	49	18	2	83.721%
229	RURAL RETREAT	2/13/2019	135	119	129	136	1	74	32	12	87.500%
245 *	GALAX	2/5/2019	126	127	121	127	8	99	12	8	100.000%
311 *	PEMBROKE	2/13/2019	45	46	44	46	2	37	3	4	100.000%
CDR: BILL HOGG (311)			778	740	748	787	32	541	114	53	94.028%

WESTERN REGION-- EIGHTH DISTRICT-- (12 Posts)

Post	Location	Last Transmittal	Prior Year Mbrs	Curr Year Mbrs	3/6/2019 95% Target Goal	Curr Year Goal	New Mbrs	Ren Mbrs	Paid Up For Life	On-line	Per Cent of Goal
12	ABINGDON	2/5/2019	89	72	86	90	0	54	12	6	80.000%
14	POCAHONTAS	1/15/2019	85	70	82	86	3	56	7	4	81.395%
122	BLUEFIELD	9/10/2018	21	16	21	22	0	2	14	0	72.727%
133 +	TAZEWELL	1/16/2019	104	102	100	105	5	78	10	9	97.143%
135	DAMASCUS	2/13/2019	37	33	36	38	0	28	2	3	86.842%
164	GRUNDY	2/13/2019	359	323	342	360	1	233	76	13	89.722%
185	JONESVILLE	2/6/2019	47	44	46	48	0	32	6	6	91.667%
208	LEBANON	2/5/2019	75	70	72	76	2	56	9	3	92.105%
227	CLINTWOOD	9/25/2018	17	14	17	18	0	11	3	0	77.778%
243	NORTON	1/31/2019	81	62	78	82	7	44	6	5	75.610%
265	GATE CITY	2/5/2019	111	103	106	112	3	94	1	5	91.964%
775	POCAHONTAS SCC	1/2/2019	19	14	19	20	2	9	0	3	70.000%
CDR: PERRY JOHNSON(133)			1045	923	1004	1057	23	697	146	57	87.323%

WESTERN REGION-- NINTH DISTRICT-- (9 Posts)

Post	Location	Last Transmittal	Prior Year Mbrs	Curr Year Mbrs	3/6/2019 95% Target Goal	Curr Year Goal	New Mbrs	Ren Mbrs	Paid Up For Life	On-line	Per Cent of Goal
3	ROANOKE	2/7/2019	362	325	345	363	18	215	47	45	89.532%
4	COVINGTON	1/16/2019	54	48	52	55	0	40	5	3	87.273%
30	RADFORD	2/6/2019	30	24	29	31	0	17	5	2	77.419%
59 +	CHRISTIANSBURG	2/7/2019	78	78	75	79	4	58	12	4	98.734%
80	VINTON	1/9/2019	81	68	78	82	1	52	12	3	82.927%
93 +	BUCHANAN	1/2/2019	49	48	48	50	0	29	8	11	96.000%
182	BLACKSBURG	1/30/2019	45	35	44	46	0	21	7	7	76.087%
240 ***	TROUTVILLE	1/16/2019	47	50	46	48	2	34	13	1	104.167%
248	ROANOKE	2/6/2019	72	68	69	73	2	43	16	7	93.151%
CDR: GENE MALINOWSKI (5)			818	744	786	827	27	509	125	83	89.964%

WESTERN REGION-- TENTH DISTRICT-- (11 Posts)

Post	Location	Last Transmittal	Prior Year Mbrs	Curr Year Mbrs	3/6/2019 95% Target Goal	Curr Year Goal	New Mbrs	Ren Mbrs	Paid Up For Life	On-line	Per Cent of Goal
16	LYNCHBURG	2/13/2019	934	858	888	935	70	662	33	93	91.765%
17 *	LOVINGSTON	1/31/2019	60	61	58	61	2	48	6	5	100.000%
36	ALTAVISTA	1/2/2019	51	36	49	52	0	24	5	7	69.231%
52	BROOKNEAL	1/2/2019	41	33	40	42	2	30	1	0	78.571%
54	BEDFORD	2/13/2019	132	117	126	133	2	78	22	15	87.970%
62 +	SMITH MTN LAKE	12/19/2018	31	31	30	32	0	15	5	11	96.875%
104	APPOMATTOX	1/16/2019	155	133	148	156	12	87	17	17	85.256%
134 *	DILLWYN	12/12/2018	31	32	30	32	3	28	0	1	100.000%
217	BIG ISLAND	10/31/2018	22	21	22	23	0	20	1	0	91.304%
269 +	CUMBERLAND	12/19/2018	33	33	32	34	3	28	1	1	97.059%
274	MADISON HEIGHTS	1/16/2019	77	72	74	78	1	64	4	3	92.308%
CDR: MICHAEL TOMLIN (21			1567	1427	1499	1578	95	1084	95	153	90.431%

*** POSTS EQUALING OR SURPASSING THEIR PRIOR YEAR MEMBERSHIP**

***** POSTS EQUALING OR SURPASSING THEIR CURRENT YEAR GOAL**

+ POSTS EQUALING OR SURPASSING THEIR TARGET GOAL