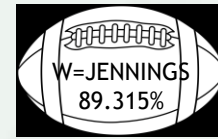

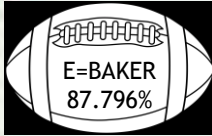


“100% for 100 YEARS”

“TOUCHDOWN”



Department of Virginia

TEAM VIRGINIA

February 20, 2019

Congratulations to 2 Posts this week that made *Touchdown*. They are:

Post 34 (103.333%) in Leesburg, Commander Grenier, District 16
Post 133 (100.000%) in Tazewell, Commander Blankenship, District 8

Department of Virginia traditional membership made a ‘first down’ by making 90.212% of goal. We are within 10 points to make 100%! Regardless of each posts’ standing, together we are at this point. This means that every post can make a difference by moving their membership up a notch...make a “few more yards” . It takes everyone of us, not just the “big” posts. A great opportunity awaits us!

Northern Department Vice Commander Dudley and the North with 92.516% of goal are surging forward and pulling away from the rest of the field. The West and Department Vice Commander Jennings is 89.315% and is still in striking distance to take first, but their advances need to done soon. Department Vice Commander Baker and the East need to make their yardage as well, but the East has been moving closer and closer, but are they going to eventually make it to the top?

There were so many changes in District positions, and because everyone is active, some changes are dramatic. District 17 advanced 4 positions, and District 1 advance 3 positions. This does not mean they did better percentage wise, but their district standings improved.

Next weekend is the Department’s Spring Conference and we will not have a cover letter for next weeks report. The Membership Committee meeting is 0900 in the Case Study Amphitheater. Look forward to seeing everyone!

For God and Country,

A.B. Brown
Department Membership

Our national position as of February 18, 2019 is 19

58, 329, 342, 94, 240, 45, 1775, 128, 134, 81, 113, 221, 1799,
40, 136, 201, 1995, 194, 32, 65, 295, 252, 35,147, 9, 245, 17,
2001,1991, 148, 7, 311, 34, 133

- 16th
- 7th
- 15th
- 17th
- 13th
- 10th
- 2nd
- 5th
- 9th
- 12th
- 8th
- 1st
- 4th
- 3rd
- 14th
- 11th
- 6th



TOUCHDOWNS



THE AMERICAN LEGION
DEPARTMENT OF VIRGINIA
REGION AND DISTRICT STANDINGS
AS OF 2/20/2019

Regional Standings

| Region | Stand-ings | Prior Year Mbrs | Curr Year Mbrs | Curr Year Goal | New Mbrs | Ren Mbrs | Paid Up For Life | Online | Per Cent of Goal |
|---------------|-------------------|------------------------|-----------------------|-----------------------|-----------------|-----------------|-------------------------|---------------|-------------------------|
| NORTHERN | 1 | 14938 | 13882 | 15005 | 716 | 7740 | 2142 | 3284 | 92.516% |
| WESTERN | 2 | 6971 | 6286 | 7038 | 276 | 4768 | 675 | 567 | 89.315% |
| EASTERN | 3 | 11598 | 10266 | 11693 | 648 | 6287 | 1356 | 1975 | 87.796% |

District Standings

| District | | Prior Year Mbrs | Curr Year Mbrs | Curr Year Goal | New Mbrs | Ren Mbrs | Paid Up For Life | Online | Per Cent of Goal |
|------------------------|----|------------------------|-----------------------|-----------------------|-----------------|-----------------|-------------------------|---------------|-------------------------|
| SIXTEENTH | 1 | 4236 | 4047 | 4253 | 317 | 1988 | 651 | 1091 | 95.156% |
| SEVENTH | 2 | 778 | 740 | 787 | 32 | 541 | 114 | 53 | 94.028% |
| FIFTEENTH | 3 | 1854 | 1720 | 1861 | 60 | 1291 | 169 | 200 | 92.423% |
| SEVENTEENTH | 4 | 5949 | 5484 | 5967 | 221 | 2772 | 924 | 1567 | 91.905% |
| THIRTEENTH | 5 | 2038 | 1875 | 2048 | 99 | 1151 | 275 | 350 | 91.553% |
| TENTH | 6 | 1567 | 1441 | 1578 | 96 | 1095 | 95 | 155 | 91.318% |
| SECOND | 7 | 2705 | 2480 | 2719 | 250 | 1442 | 259 | 529 | 91.210% |
| FIFTH | 8 | 1275 | 1162 | 1288 | 58 | 897 | 81 | 126 | 90.217% |
| NINTH | 9 | 818 | 746 | 827 | 29 | 508 | 125 | 84 | 90.206% |
| TWELFTH | 10 | 1531 | 1381 | 1549 | 97 | 869 | 173 | 242 | 89.154% |
| EIGHTH | 11 | 1045 | 928 | 1057 | 23 | 701 | 146 | 58 | 87.796% |
| FIRST | 12 | 608 | 537 | 612 | 24 | 320 | 66 | 127 | 87.745% |
| FOURTH | 13 | 1457 | 1281 | 1471 | 61 | 896 | 150 | 174 | 87.084% |
| THIRD | 14 | 2495 | 2173 | 2511 | 113 | 1256 | 368 | 436 | 86.539% |
| FOURTEENTH | 15 | 861 | 756 | 876 | 19 | 538 | 123 | 76 | 86.301% |
| ELEVENTH | 16 | 2802 | 2414 | 2831 | 103 | 1504 | 340 | 467 | 85.270% |
| SIXTH | 17 | 1488 | 1269 | 1501 | 38 | 1026 | 114 | 91 | 84.544% |
| TRADITIONAL: | | 33507 | 30434 | 33736 | 1640 | 18795 | 4173 | 5826 | 90.212% |
| POST 141: | | 8062 | 6216 | 7577 | 25 | 3593 | 696 | 1902 | 82.038% |
| CYBERPOST 1919: | 1 | 1 | 1 | 1 | 0 | 1 | 0 | | 100.000% |
| SUBTOTAL: | | 41570 | 36651 | 41314 | 1665 | 22389 | 4869 | 7728 | 88.713% |
| NEW DMS: | | | 0 | 0 | | | | | |
| OVERALL TOTAL | | | 36651 | 41314 | | | | | |

YEAR TO DATE TOTALS AND SUMMARY

| | |
|-------------------------------------|-------|
| CURRENT YEAR GOAL: | 41314 |
| MEMBERSHIP AS OF 2/20/2019 : | 36651 |
| REMAINDER TO MEET GOAL: | 4663 |

EASTERN REGION-- FIRST DISTRICT-- (4 Posts)

| Post | Location | Last Transmittal | Prior Year Mbrs | Curr Year Mbrs | 3/6/2019 95% Target Goal | Curr Year Goal | New Mbrs | Ren Mbrs | Paid Up For Life | On-line | Per Cent of Goal |
|---------------------------|--------------|------------------|-----------------|----------------|--------------------------|----------------|----------|----------|------------------|---------|------------------|
| 56 | NORTHAMPTON | 2/20/2019 | 243 | 214 | 232 | 244 | 12 | 125 | 21 | 56 | 87.705% |
| 100 | PARKSLEY | 2/20/2019 | 31 | 26 | 30 | 32 | 1 | 12 | 5 | 8 | 81.250% |
| 101 | ONANCOCK | 12/19/2018 | 17 | 14 | 17 | 18 | 0 | 5 | 7 | 2 | 77.778% |
| 159 | CHINCOTEAGUE | 2/20/2019 | 317 | 283 | 302 | 318 | 11 | 178 | 33 | 61 | 88.994% |
| CDR: JAMES RUSSELL | | | 608 | 537 | 581 | 612 | 24 | 320 | 66 | 127 | 87.745% |

EASTERN REGION-- SECOND DISTRICT-- (14 Posts)

| Post | Location | Last Transmittal | Prior Year Mbrs | Curr Year Mbrs | 3/6/2019 95% Target Goal | Curr Year Goal | New Mbrs | Ren Mbrs | Paid Up For Life | On-line | Per Cent of Goal |
|-----------------------------------|----------------|------------------|-----------------|----------------|--------------------------|----------------|----------|----------|------------------|---------|------------------|
| 5 | NORFOLK | 2/19/2019 | 115 | 104 | 110 | 116 | 19 | 54 | 12 | 19 | 89.655% |
| 35 *** | NORFOLK | 2/20/2019 | 90 | 96 | 86 | 91 | 10 | 38 | 6 | 42 | 105.495% |
| 37 + | NORFOLK | 2/20/2019 | 289 | 281 | 276 | 290 | 106 | 151 | 6 | 18 | 96.897% |
| 60 | NORFOLK | 1/2/2019 | 59 | 45 | 57 | 60 | 0 | 26 | 4 | 15 | 75.000% |
| 81 * | VIRGINIA BEACH | 12/19/2018 | 22 | 23 | 22 | 23 | 2 | 15 | 5 | 1 | 100.000% |
| 110 | VIRGINIA BEACH | 2/20/2019 | 346 | 308 | 330 | 347 | 1 | 170 | 54 | 83 | 88.761% |
| 113 *** | PRINCESS ANNE | 2/6/2019 | 66 | 75 | 64 | 67 | 6 | 36 | 8 | 25 | 111.940% |
| 118 | NORFOLK | 1/2/2019 | 18 | 13 | 18 | 19 | 0 | 6 | 3 | 4 | 68.421% |
| 190 | PORTSMOUTH | 2/20/2019 | 256 | 203 | 244 | 257 | 15 | 159 | 15 | 14 | 78.988% |
| 204 | NORFOLK | 2/19/2019 | 47 | 43 | 46 | 48 | 3 | 36 | 0 | 4 | 89.583% |
| 280 | CHESAPEAKE | 2/20/2019 | 406 | 386 | 387 | 407 | 20 | 204 | 56 | 106 | 94.840% |
| 310 | CHURCHLAND | 1/16/2019 | 65 | 60 | 63 | 66 | 1 | 39 | 6 | 14 | 90.909% |
| 327 | NORFOLK | 2/20/2019 | 900 | 822 | 856 | 901 | 59 | 497 | 82 | 184 | 91.232% |
| 1992 | VIRGINIA BEACH | 12/18/2018 | 26 | 21 | 26 | 27 | 8 | 11 | 2 | 0 | 77.778% |
| CDR: JOHN SCHENK, SR (327) | | | 2705 | 2480 | 2583 | 2719 | 250 | 1442 | 259 | 529 | 91.210% |

EASTERN REGION-- THIRD DISTRICT-- (16 Posts)

| Post | Location | Last Transmittal | Prior Year Mbrs | Curr Year Mbrs | 3/6/2019 95% Target Goal | Curr Year Goal | New Mbrs | Ren Mbrs | Paid Up For Life | On-line | Per Cent of Goal |
|------|--------------|------------------|-----------------|----------------|--------------------------|----------------|----------|----------|------------------|---------|------------------|
| 25 + | NEWPORT NEWS | 2/13/2019 | 405 | 387 | 386 | 406 | 44 | 218 | 46 | 79 | 95.320% |
| 31 | HAMPTON | 12/19/2018 | 63 | 50 | 61 | 64 | 0 | 21 | 17 | 12 | 78.125% |
| 39 | WILLIAMSBURG | 2/20/2019 | 106 | 99 | 102 | 107 | 1 | 55 | 15 | 28 | 92.523% |
| 48 | HAMPTON | 2/6/2019 | 96 | 86 | 92 | 97 | 3 | 36 | 25 | 22 | 88.660% |
| 61 | CHARLES CITY | 2/19/2019 | 41 | 31 | 40 | 42 | 1 | 25 | 1 | 4 | 73.810% |
| 67 | HAMPTON | 2/5/2019 | 178 | 125 | 170 | 179 | 12 | 71 | 31 | 11 | 69.832% |
| 75 | GLOUCESTER | 2/20/2019 | 185 | 171 | 177 | 186 | 9 | 92 | 36 | 34 | 91.935% |
| 83 | MATHEWS | 2/19/2019 | 166 | 154 | 159 | 167 | 2 | 109 | 18 | 25 | 92.216% |
| 165 | YORKTOWN | 11/20/2018 | 29 | 22 | 29 | 30 | 0 | 11 | 6 | 5 | 73.333% |
| 172 | WEST POINT | 12/19/2018 | 16 | 11 | 16 | 17 | 0 | 7 | 3 | 1 | 64.706% |
| 273 | POQUOSON | 2/6/2019 | 127 | 117 | 122 | 128 | 6 | 62 | 28 | 21 | 91.406% |
| 314 | AYLETT | 1/31/2019 | 29 | 28 | 29 | 30 | 1 | 13 | 10 | 4 | 93.333% |

EASTERN REGION-- THIRD DISTRICT-- (16 Posts)

| Post | Location | Last Transmittal | Prior Year Mbrs | Curr Year Mbrs | 3/6/2019 95% Target Goal | Curr Year Goal | New Mbrs | Ren Mbrs | Paid Up For Life | On-line | Per Cent of Goal |
|-------------------------------|--------------|------------------|-----------------|----------------|--------------------------|----------------|----------|----------|------------------|---------|------------------|
| 368 | NEWPORT NEWS | 2/20/2019 | 911 | 770 | 866 | 912 | 33 | 474 | 109 | 154 | 84.430% |
| 1776 | WILLIAMSBURG | 2/6/2019 | 84 | 67 | 81 | 85 | 1 | 34 | 11 | 21 | 78.824% |
| 1991 * | TABB | 2/8/2019 | 39 | 40 | 38 | 40 | 0 | 28 | 4 | 8 | 100.000% |
| 1997 | HAMPTON | 2/6/2019 | 20 | 15 | 20 | 21 | 0 | 0 | 8 | 7 | 71.429% |
| CDR: RICHARD WARD (75) | | | 2495 | 2173 | 2385 | 2511 | 113 | 1256 | 368 | 436 | 86.539% |

EASTERN REGION-- FOURTH DISTRICT-- (14 Posts)

| Post | Location | Last Transmittal | Prior Year Mbrs | Curr Year Mbrs | 3/6/2019 95% Target Goal | Curr Year Goal | New Mbrs | Ren Mbrs | Paid Up For Life | On-line | Per Cent of Goal |
|---------------------------------|------------|------------------|-----------------|----------------|--------------------------|----------------|----------|----------|------------------|---------|------------------|
| 2 | PETERSBURG | 2/14/2019 | 368 | 315 | 351 | 369 | 21 | 206 | 38 | 50 | 85.366% |
| 46 | EMPORIA | 1/31/2019 | 33 | 25 | 32 | 34 | 0 | 21 | 2 | 2 | 73.529% |
| 49 | SMITHFIELD | 2/20/2019 | 154 | 145 | 147 | 155 | 5 | 100 | 13 | 27 | 93.548% |
| 57 | SUFFOLK | 1/30/2019 | 77 | 71 | 74 | 78 | 1 | 59 | 5 | 6 | 91.026% |
| 73 | FRANKLIN | 2/20/2019 | 81 | 71 | 78 | 82 | 2 | 50 | 11 | 8 | 86.585% |
| 88 | SUFFOLK | 2/20/2019 | 78 | 72 | 75 | 79 | 5 | 35 | 11 | 21 | 91.139% |
| 120 | DISPUTANTA | 2/6/2019 | 126 | 105 | 121 | 127 | 8 | 65 | 21 | 11 | 82.677% |
| 146 + | HOPEWELL | 1/31/2019 | 343 | 329 | 327 | 344 | 15 | 245 | 36 | 33 | 95.640% |
| 149 | DINWIDDIE | 2/6/2019 | 33 | 30 | 32 | 34 | 0 | 21 | 3 | 6 | 88.235% |
| 151 | EMPORIA | 9/26/2018 | 72 | 43 | 69 | 73 | 0 | 39 | 3 | 1 | 58.904% |
| 160 | SURRY | 12/18/2018 | 40 | 38 | 39 | 41 | 4 | 24 | 5 | 5 | 92.683% |
| 191 | WAVERLY | 12/19/2018 | 14 | 12 | 14 | 15 | 0 | 9 | 0 | 3 | 80.000% |
| 264 | JARRATT | 12/19/2018 | 20 | 14 | 20 | 21 | 0 | 11 | 2 | 1 | 66.667% |
| 276 | BOYKINS | 9/19/2018 | 18 | 11 | 18 | 19 | 0 | 11 | 0 | 0 | 57.895% |
| CDR: M COMBO-FARRIS(120) | | | 1457 | 1281 | 1397 | 1471 | 61 | 896 | 150 | 174 | 87.084% |

EASTERN REGION-- ELEVENTH DISTRICT-- (20 Posts)

| Post | Location | Last Transmittal | Prior Year Mbrs | Curr Year Mbrs | 3/6/2019 95% Target Goal | Curr Year Goal | New Mbrs | Ren Mbrs | Paid Up For Life | On-line | Per Cent of Goal |
|---------|------------------|------------------|-----------------|----------------|--------------------------|----------------|----------|----------|------------------|---------|------------------|
| 1 | RICHMOND | 2/20/2019 | 141 | 59 | 135 | 142 | 1 | 20 | 18 | 20 | 41.549% |
| 38 | RICHMOND | 11/1/2018 | 19 | 10 | 19 | 20 | 0 | 8 | 1 | 1 | 50.000% |
| 84 | RICHMOND | 2/13/2019 | 117 | 108 | 112 | 118 | 6 | 69 | 19 | 14 | 91.525% |
| 87 | AMELIA | 2/13/2019 | 50 | 44 | 48 | 51 | 2 | 30 | 10 | 2 | 86.275% |
| 91 | CHESTERFIELD | 10/16/2018 | 5 | 4 | 14 | 15 | 0 | 0 | 2 | 2 | 26.667% |
| 108 | RICHMOND | 2/20/2019 | 20 | 16 | 20 | 21 | 0 | 12 | 3 | 1 | 76.190% |
| 125 | RICHMOND | 2/13/2019 | 104 | 80 | 100 | 105 | 4 | 63 | 6 | 7 | 76.190% |
| 136 *** | ETTRICK | 1/2/2019 | 19 | 22 | 19 | 20 | 0 | 20 | 0 | 2 | 110.000% |
| 137 | RICHMOND | 2/7/2019 | 153 | 126 | 146 | 154 | 4 | 82 | 20 | 20 | 81.818% |
| 144 | HIGHLAND SPRINGS | 2/20/2019 | 187 | 170 | 179 | 188 | 14 | 116 | 20 | 20 | 90.426% |
| 186 | MIDLOTHIAN | 2/20/2019 | 369 | 314 | 352 | 370 | 15 | 195 | 36 | 68 | 84.865% |
| 189 | RICHMOND | 2/20/2019 | 26 | 22 | 26 | 27 | 0 | 13 | 7 | 2 | 81.481% |

EASTERN REGION-- ELEVENTH DISTRICT-- (20 Posts)

| Post | Location | Last Transmittal | Prior Year Mbrs | Curr Year Mbrs | 3/6/2019 95% Target Goal | Curr Year Goal | New Mbrs | Ren Mbrs | Paid Up For Life | On-line | Per Cent of Goal |
|-------------------------------|------------------|------------------|-----------------|----------------|--------------------------|----------------|----------|----------|------------------|---------|------------------|
| 201 *** | POWHATAN | 2/20/2019 | 100 | 107 | 96 | 101 | 2 | 75 | 16 | 14 | 105.941% |
| 210 | RICHMOND | 11/1/2018 | 14 | 10 | 14 | 15 | 0 | 6 | 2 | 2 | 66.667% |
| 233 | RICHMOND | 2/6/2019 | 59 | 51 | 57 | 60 | 0 | 41 | 7 | 3 | 85.000% |
| 242 | SANDSTON | 2/14/2019 | 71 | 66 | 68 | 72 | 3 | 53 | 7 | 3 | 91.667% |
| 244 | GLEN ALLEN | 2/20/2019 | 109 | 98 | 105 | 110 | 1 | 70 | 7 | 20 | 89.091% |
| 284 | COLONIAL HEIGHTS | 2/20/2019 | 1075 | 956 | 1022 | 1076 | 44 | 548 | 150 | 214 | 88.848% |
| 354 | RICHMOND | 2/20/2019 | 124 | 115 | 119 | 125 | 7 | 62 | 4 | 42 | 92.000% |
| 361 | RICHMOND | 1/23/2019 | 40 | 36 | 39 | 41 | 0 | 21 | 5 | 10 | 87.805% |
| CDR: JAMES WALSH (244) | | | 2802 | 2414 | 2689 | 2831 | 103 | 1504 | 340 | 467 | 85.270% |

EASTERN REGION-- TWELFTH DISTRICT-- (14 Posts)

| Post | Location | Last Transmittal | Prior Year Mbrs | Curr Year Mbrs | 3/6/2019 95% Target Goal | Curr Year Goal | New Mbrs | Ren Mbrs | Paid Up For Life | On-line | Per Cent of Goal |
|---------------------------------|-----------------|------------------|-----------------|----------------|--------------------------|----------------|----------|----------|------------------|---------|------------------|
| 55 | FREDERICKSBURG | 2/13/2019 | 227 | 201 | 217 | 228 | 34 | 132 | 22 | 13 | 88.158% |
| 64 | TAPPAHANNOCK | 2/13/2019 | 45 | 39 | 44 | 46 | 0 | 24 | 3 | 12 | 84.783% |
| 82 | SALUDA | 2/6/2019 | 23 | 19 | 23 | 24 | 0 | 3 | 6 | 10 | 79.167% |
| 86 | KILMARNOCK | 1/2/2019 | 75 | 68 | 72 | 76 | 1 | 40 | 12 | 15 | 89.474% |
| 89 | KING GEORGE | 2/20/2019 | 162 | 134 | 155 | 163 | 1 | 70 | 33 | 30 | 82.209% |
| 115 | FARNHAM | 10/31/2018 | 18 | 5 | 18 | 19 | 1 | 4 | 0 | 0 | 26.316% |
| 117 | REEDVILLE | 2/6/2019 | 127 | 113 | 122 | 128 | 2 | 90 | 10 | 11 | 88.281% |
| 148 *** | COLONIAL BEACH | 2/20/2019 | 279 | 281 | 266 | 280 | 38 | 189 | 16 | 38 | 100.357% |
| 221 *** | CAROLINE COUNTY | 1/9/2019 | 38 | 40 | 37 | 39 | 4 | 24 | 4 | 8 | 102.564% |
| 241 * | STORMONT | 9/4/2018 | 10 | 11 | 14 | 15 | 2 | 9 | 0 | 0 | 73.333% |
| 252 * | MONTROSS | 1/30/2019 | 60 | 61 | 58 | 61 | 0 | 43 | 10 | 8 | 100.000% |
| 320 | SPOTSYLVANIA | 2/20/2019 | 381 | 328 | 363 | 382 | 12 | 175 | 50 | 91 | 85.864% |
| 329 *** | DAHLGREN | 11/14/2018 | 40 | 42 | 39 | 41 | 2 | 38 | 2 | 0 | 102.439% |
| 401 | WARSAW | 2/6/2019 | 46 | 39 | 45 | 47 | 0 | 28 | 5 | 6 | 82.979% |
| CDR: DONNELL JOHNSON (5) | | | 1531 | 1381 | 1472 | 1549 | 97 | 869 | 173 | 242 | 89.154% |

NORTHERN REGION-- THIRTEENTH DISTRICT-- (10 Posts)

| Post | Location | Last Transmittal | Prior Year Mbrs | Curr Year Mbrs | 3/6/2019 95% Target Goal | Curr Year Goal | New Mbrs | Ren Mbrs | Paid Up For Life | On-line | Per Cent of Goal |
|---------|-----------------|------------------|-----------------|----------------|--------------------------|----------------|----------|----------|------------------|---------|------------------|
| 74 | CHARLOTTESVILLE | 2/20/2019 | 797 | 736 | 758 | 798 | 44 | 436 | 140 | 116 | 92.231% |
| 90 | BEAVERDAM | 2/5/2019 | 58 | 54 | 56 | 59 | 6 | 34 | 5 | 9 | 91.525% |
| 116 | LOUISA | 2/20/2019 | 122 | 115 | 117 | 123 | 3 | 69 | 13 | 30 | 93.496% |
| 128 *** | STANARDSVILLE | 2/8/2019 | 92 | 103 | 88 | 93 | 6 | 85 | 4 | 8 | 110.753% |
| 156 | ORANGE | 2/20/2019 | 173 | 160 | 165 | 174 | 4 | 114 | 19 | 23 | 91.954% |
| 157 | MADISON | 2/14/2019 | 129 | 117 | 124 | 130 | 8 | 63 | 18 | 28 | 90.000% |
| 175 | MECHANICSVILLE | 2/20/2019 | 333 | 309 | 317 | 334 | 9 | 194 | 34 | 72 | 92.515% |
| 206 | ASHLAND | 1/31/2019 | 35 | 32 | 34 | 36 | 0 | 24 | 5 | 3 | 88.889% |

NORTHERN REGION-- THIRTEENTH DISTRICT-- (10 Posts)

| Post | Location | Last Transmittal | Prior Year Mbrs | Curr Year Mbrs | 3/6/2019 95% Target Goal | Curr Year Goal | New Mbrs | Ren Mbrs | Paid Up For On-line Life | Per Cent of Goal | |
|-----------------------------|-----------------|------------------|-----------------|----------------|--------------------------|----------------|----------|----------|--------------------------|------------------|---------|
| 215 | GOOCHLAND | 2/20/2019 | 140 | 115 | 134 | 141 | 8 | 60 | 21 | 26 | 81.560% |
| 2003 | FLUVANNA COUNTY | 2/20/2019 | 159 | 134 | 152 | 160 | 11 | 72 | 16 | 35 | 83.750% |
| CDR: PHIL GRIMM (74) | | | 2038 | 1875 | 1946 | 2048 | 99 | 1151 | 275 | 350 | 91.553% |

NORTHERN REGION-- FOURTEENTH DISTRICT-- (10 Posts)

| Post | Location | Last Transmittal | Prior Year Mbrs | Curr Year Mbrs | 3/6/2019 95% Target Goal | Curr Year Goal | New Mbrs | Ren Mbrs | Paid Up For On-line Life | Per Cent of Goal | |
|------------------------------|------------------|------------------|-----------------|----------------|--------------------------|----------------|----------|----------|--------------------------|------------------|---------|
| 13 | STAUNTON | 2/20/2019 | 165 | 141 | 162 | 171 | 4 | 101 | 17 | 19 | 82.456% |
| 27 | DAYTON | 2/8/2019 | 192 | 167 | 183 | 193 | 1 | 125 | 26 | 15 | 86.528% |
| 76 | HARRISONBURG | 12/5/2018 | 35 | 33 | 34 | 36 | 0 | 27 | 5 | 1 | 91.667% |
| 92 | BATH COUNTY | 2/6/2019 | 14 | 9 | 14 | 15 | 0 | 5 | 3 | 1 | 60.000% |
| 126 | BUENA VISTA | 2/19/2019 | 78 | 72 | 75 | 79 | 2 | 56 | 8 | 6 | 91.139% |
| 188 | HARRISONBURG | 2/13/2019 | 176 | 163 | 168 | 177 | 9 | 126 | 10 | 18 | 92.090% |
| 222 | ELKTON | 9/25/2018 | 14 | 12 | 14 | 15 | 0 | 11 | 0 | 1 | 80.000% |
| 278 | PLAINS DISTRICT | 9/10/2018 | 21 | 19 | 21 | 22 | 0 | 0 | 19 | 0 | 86.364% |
| 291 | LEXINGTON | 12/5/2018 | 14 | 11 | 14 | 15 | 0 | 9 | 0 | 2 | 73.333% |
| 340 | EAST AUGUSTA COU | 2/13/2019 | 152 | 129 | 145 | 153 | 3 | 78 | 35 | 13 | 84.314% |
| CDR: JOE MCGUGAN(340) | | | 861 | 756 | 832 | 876 | 19 | 538 | 123 | 76 | 86.301% |

NORTHERN REGION-- FIFTEENTH DISTRICT-- (7 Posts)

| Post | Location | Last Transmittal | Prior Year Mbrs | Curr Year Mbrs | 3/6/2019 95% Target Goal | Curr Year Goal | New Mbrs | Ren Mbrs | Paid Up For On-line Life | Per Cent of Goal | |
|-----------------------------------|-------------|------------------|-----------------|----------------|--------------------------|----------------|----------|----------|--------------------------|------------------|---------|
| 21 | WINCHESTER | 2/20/2019 | 455 | 431 | 433 | 456 | 28 | 328 | 41 | 34 | 94.518% |
| 22 | LURAY | 2/6/2019 | 70 | 59 | 67 | 71 | 1 | 37 | 13 | 8 | 83.099% |
| 41 + | BERRYVILLE | 2/20/2019 | 173 | 166 | 165 | 174 | 2 | 126 | 6 | 32 | 95.402% |
| 53 | FRONT ROYAL | 2/19/2019 | 339 | 303 | 323 | 340 | 8 | 223 | 38 | 34 | 89.118% |
| 77 | STRASBURG | 1/30/2019 | 280 | 265 | 267 | 281 | 13 | 213 | 18 | 21 | 94.306% |
| 166 | NEW MARKET | 2/20/2019 | 147 | 138 | 141 | 148 | 1 | 95 | 24 | 18 | 93.243% |
| 199 | WOODSTOCK | 2/20/2019 | 390 | 358 | 371 | 391 | 7 | 269 | 29 | 53 | 91.560% |
| CDR: G. NELSON RITTER (21) | | | 1854 | 1720 | 1768 | 1861 | 60 | 1291 | 169 | 200 | 92.423% |

NORTHERN REGION-- SIXTEENTH DISTRICT-- (17 Posts)

| Post | Location | Last Transmittal | Prior Year Mbrs | Curr Year Mbrs | 3/6/2019 95% Target Goal | Curr Year Goal | New Mbrs | Ren Mbrs | Paid Up For On-line Life | Per Cent of Goal | |
|--------|-----------|------------------|-----------------|----------------|--------------------------|----------------|----------|----------|--------------------------|------------------|----------|
| 10 + | MANASSAS | 2/20/2019 | 789 | 768 | 751 | 790 | 51 | 380 | 112 | 225 | 97.215% |
| 28 | TRIANGLE | 2/20/2019 | 276 | 249 | 263 | 277 | 18 | 122 | 43 | 66 | 89.892% |
| 34 *** | LEESBURG | 2/14/2019 | 89 | 93 | 86 | 90 | 8 | 40 | 23 | 22 | 103.333% |
| 72 | WARRENTON | 2/20/2019 | 417 | 396 | 397 | 418 | 21 | 226 | 55 | 94 | 94.737% |
| 114 | MANASSAS | 2/20/2019 | 57 | 48 | 55 | 58 | 5 | 25 | 14 | 4 | 82.759% |

NORTHERN REGION-- SIXTEENTH DISTRICT-- (17 Posts)

| Post | Location | Last Transmittal | Prior Year Mbrs | Curr Year Mbrs | 3/6/2019 95% Target Goal | Curr Year Goal | New Mbrs | Ren Mbrs | Paid Up For Life | On-line | Per Cent of Goal |
|----------------------------------|---------------|------------------|-----------------|----------------|--------------------------|----------------|----------|----------|------------------|---------|------------------|
| 150 + | STERLING PARK | 2/14/2019 | 94 | 92 | 90 | 95 | 1 | 49 | 16 | 26 | 96.842% |
| 158 | MANASSAS | 9/10/2018 | 28 | 18 | 28 | 29 | 0 | 13 | 5 | 0 | 62.069% |
| 247 | REMINGTON | 2/20/2019 | 93 | 85 | 89 | 94 | 5 | 25 | 25 | 30 | 90.426% |
| 290 | STAFFORD | 2/20/2019 | 705 | 664 | 671 | 706 | 73 | 337 | 86 | 168 | 94.051% |
| 293 | PURCELLVILLE | 2/20/2019 | 213 | 200 | 203 | 214 | 34 | 84 | 15 | 67 | 93.458% |
| 295 *** | MIDDLEBURG | 2/6/2019 | 22 | 24 | 22 | 23 | 4 | 14 | 1 | 5 | 104.348% |
| 330 | CULPEPER | 2/20/2019 | 179 | 160 | 171 | 180 | 5 | 95 | 25 | 35 | 88.889% |
| 360 | WARRENTON | 2/5/2019 | 29 | 22 | 29 | 30 | 0 | 14 | 7 | 1 | 73.333% |
| 364 + | WOODBIDGE | 2/20/2019 | 1003 | 983 | 954 | 1004 | 57 | 471 | 189 | 266 | 97.908% |
| 1799 *** | HAYMARKET | 2/6/2019 | 112 | 117 | 107 | 113 | 13 | 42 | 16 | 46 | 103.540% |
| 1836 | LOVETTSVILLE | 1/16/2019 | 40 | 35 | 39 | 41 | 11 | 22 | 2 | 0 | 85.366% |
| 2001 *** | ASHBURN | 2/20/2019 | 90 | 93 | 86 | 91 | 11 | 29 | 17 | 36 | 102.198% |
| CDR: SONNIE DICKERSON (3) | | | 4236 | 4047 | 4040 | 4253 | 317 | 1988 | 651 | 1091 | 95.156% |

NORTHERN REGION-- SEVENTEENTH DISTRICT-- (18 Posts)

| Post | Location | Last Transmittal | Prior Year Mbrs | Curr Year Mbrs | 3/6/2019 95% Target Goal | Curr Year Goal | New Mbrs | Ren Mbrs | Paid Up For Life | On-line | Per Cent of Goal |
|--------------------------------|--------------|------------------|-----------------|----------------|--------------------------|----------------|----------|----------|------------------|---------|------------------|
| 24 | ALEXANDRIA | 2/20/2019 | 724 | 678 | 689 | 725 | 21 | 260 | 126 | 271 | 93.517% |
| 44 | ARLINGTON | 2/20/2019 | 82 | 57 | 79 | 83 | 0 | 25 | 16 | 16 | 68.675% |
| 85 | ARLINGTON | 2/20/2019 | 146 | 129 | 140 | 147 | 10 | 67 | 16 | 36 | 87.755% |
| 123 | GREENSPRING | 2/13/2019 | 55 | 49 | 53 | 56 | 3 | 29 | 16 | 1 | 87.500% |
| 129 | ALEXANDRIA | 1/2/2019 | 17 | 12 | 17 | 18 | 0 | 0 | 5 | 7 | 66.667% |
| 130 | FALLS CHURCH | 2/19/2019 | 213 | 181 | 203 | 214 | 4 | 105 | 24 | 48 | 84.579% |
| 139 | ARLINGTON | 2/6/2019 | 250 | 209 | 238 | 251 | 4 | 107 | 38 | 60 | 83.267% |
| 162 | LORTON | 2/20/2019 | 398 | 314 | 379 | 399 | 9 | 167 | 40 | 98 | 78.697% |
| 176 + | SPRINGFIELD | 2/20/2019 | 1376 | 1373 | 1308 | 1377 | 62 | 688 | 229 | 394 | 99.710% |
| 177 | FAIRFAX | 2/20/2019 | 971 | 891 | 923 | 972 | 27 | 460 | 143 | 261 | 91.667% |
| 180 | VIENNA | 2/20/2019 | 648 | 596 | 617 | 649 | 40 | 335 | 76 | 145 | 91.834% |
| 184 + | HERNDON | 2/20/2019 | 200 | 193 | 191 | 201 | 2 | 88 | 44 | 59 | 96.020% |
| 194 * | ARLINGTON | 1/9/2019 | 44 | 45 | 43 | 45 | 2 | 34 | 8 | 1 | 100.000% |
| 225 | FALLS CHURCH | 9/10/2018 | 29 | 27 | 29 | 30 | 0 | 19 | 8 | 0 | 90.000% |
| 270 | McLEAN | 2/19/2019 | 313 | 248 | 298 | 314 | 20 | 126 | 45 | 57 | 78.981% |
| 1775 *** | FORT BELVOIR | 2/13/2019 | 40 | 52 | 39 | 41 | 0 | 27 | 14 | 11 | 126.829% |
| 1976 | ANNANDALE | 2/20/2019 | 311 | 281 | 296 | 312 | 15 | 175 | 37 | 54 | 90.064% |
| 1995 *** | CENTREVILLE | 2/20/2019 | 132 | 149 | 126 | 133 | 2 | 60 | 39 | 48 | 112.030% |
| CDR: TOMMY POWELL (130) | | | 5949 | 5484 | 5669 | 5967 | 221 | 2772 | 924 | 1567 | 91.905% |

WESTERN REGION-- FIFTH DISTRICT-- (13 Posts)

| Post | Location | Last Transmittal | Prior Year Mbrs | Curr Year Mbrs | 3/6/2019 95% Target Goal | Curr Year Goal | New Mbrs | Ren Mbrs | Paid Up For Life | On-line | Per Cent of Goal |
|------|----------|------------------|-----------------|----------------|--------------------------|----------------|----------|----------|------------------|---------|------------------|
|------|----------|------------------|-----------------|----------------|--------------------------|----------------|----------|----------|------------------|---------|------------------|

WESTERN REGION-- FIFTH DISTRICT-- (13 Posts)

| Post | Location | Last Transmittal | Prior Year Mbrs | Curr Year Mbrs | 3/6/2019 95% Target Goal | Curr Year Goal | New Mbrs | Ren Mbrs | Paid Up For Life | On-line | Per Cent of Goal |
|----------------------------|---------------|------------------|-----------------|----------------|--------------------------|----------------|----------|----------|------------------|---------|------------------|
| 8 | SOUTH BOSTON | 2/6/2019 | 270 | 253 | 257 | 271 | 13 | 202 | 18 | 20 | 93.358% |
| 32 *** | FARMVILLE | 2/6/2019 | 38 | 49 | 37 | 39 | 8 | 32 | 2 | 7 | 125.641% |
| 40 * | BLACKSTONE | 12/18/2018 | 17 | 18 | 17 | 18 | 1 | 13 | 4 | 0 | 100.000% |
| 43 | CHASE CITY | 1/2/2019 | 83 | 72 | 80 | 84 | 0 | 63 | 5 | 4 | 85.714% |
| 45 *** | CLARKSVILLE | 2/13/2019 | 42 | 47 | 41 | 43 | 2 | 23 | 6 | 16 | 109.302% |
| 50 | CREWE | 2/20/2019 | 45 | 34 | 44 | 46 | 0 | 16 | 8 | 10 | 73.913% |
| 65 *** | LAWRENCEVILLE | 2/7/2019 | 20 | 22 | 20 | 21 | 3 | 18 | 1 | 0 | 104.762% |
| 79 | SOUTH HILL | 2/19/2019 | 381 | 329 | 363 | 382 | 0 | 274 | 14 | 41 | 86.126% |
| 94 *** | ALBERTA | 10/17/2018 | 15 | 19 | 15 | 16 | 3 | 14 | 1 | 1 | 118.750% |
| 99 | HALIFAX | 1/23/2019 | 183 | 151 | 175 | 184 | 16 | 118 | 9 | 8 | 82.065% |
| 147 * | KENBRIDGE | 2/5/2019 | 51 | 52 | 49 | 52 | 5 | 32 | 9 | 6 | 100.000% |
| 260 | KEYSVILLE | 2/20/2019 | 102 | 80 | 98 | 103 | 1 | 62 | 4 | 13 | 77.670% |
| 342 *** | VOLENS | 10/17/2018 | 28 | 36 | 28 | 29 | 6 | 30 | 0 | 0 | 124.138% |
| CDR: TOM HART (147) | | | 1275 | 1162 | 1224 | 1288 | 58 | 897 | 81 | 126 | 90.217% |

WESTERN REGION-- SIXTH DISTRICT-- (13 Posts)

| Post | Location | Last Transmittal | Prior Year Mbrs | Curr Year Mbrs | 3/6/2019 95% Target Goal | Curr Year Goal | New Mbrs | Ren Mbrs | Paid Up For Life | On-line | Per Cent of Goal |
|-----------------------|--------------|------------------|-----------------|----------------|--------------------------|----------------|----------|----------|------------------|---------|------------------|
| 6 | ROCKY MOUNT | 2/13/2019 | 87 | 71 | 84 | 88 | 0 | 64 | 5 | 2 | 80.682% |
| 11 | BASSETT | 12/19/2018 | 40 | 30 | 39 | 41 | 0 | 23 | 4 | 3 | 73.171% |
| 29 | DANVILLE | 2/6/2019 | 166 | 152 | 159 | 167 | 4 | 135 | 8 | 5 | 91.018% |
| 42 | MARTINSVILLE | 2/13/2019 | 94 | 80 | 90 | 95 | 2 | 63 | 6 | 9 | 84.211% |
| 47 | CHATHAM | 2/6/2019 | 21 | 7 | 21 | 22 | 0 | 0 | 2 | 5 | 31.818% |
| 78 | MARTINSVILLE | 2/19/2019 | 190 | 167 | 181 | 191 | 4 | 140 | 12 | 11 | 87.435% |
| 96 | CALLAWAY | 12/19/2018 | 15 | 14 | 15 | 16 | 0 | 13 | 0 | 1 | 87.500% |
| 105 | STUART | 2/6/2019 | 65 | 56 | 63 | 66 | 1 | 42 | 7 | 6 | 84.848% |
| 111 | ROCKY MOUNT | 2/6/2019 | 38 | 35 | 37 | 39 | 1 | 18 | 11 | 5 | 89.744% |
| 127 | FLOYD | 2/6/2019 | 76 | 68 | 73 | 77 | 3 | 49 | 10 | 6 | 88.312% |
| 232 | GRETNA | 1/2/2019 | 92 | 78 | 88 | 93 | 3 | 67 | 3 | 5 | 83.871% |
| 325 | DANVILLE | 2/13/2019 | 278 | 242 | 265 | 279 | 3 | 203 | 19 | 17 | 86.738% |
| 1097 | DANVILLE | 2/20/2019 | 326 | 269 | 311 | 327 | 17 | 209 | 27 | 16 | 82.263% |
| CDR: ANN BOWER | | | 1488 | 1269 | 1426 | 1501 | 38 | 1026 | 114 | 91 | 84.544% |

WESTERN REGION-- SEVENTH DISTRICT-- (9 Posts)

| Post | Location | Last Transmittal | Prior Year Mbrs | Curr Year Mbrs | 3/6/2019 95% Target Goal | Curr Year Goal | New Mbrs | Ren Mbrs | Paid Up For Life | On-line | Per Cent of Goal |
|------|------------|------------------|-----------------|----------------|--------------------------|----------------|----------|----------|------------------|---------|------------------|
| 7 * | PULASKI | 2/13/2019 | 121 | 122 | 116 | 122 | 4 | 103 | 8 | 7 | 100.000% |
| 9 * | WYTHEVILLE | 2/6/2019 | 112 | 113 | 107 | 113 | 5 | 65 | 31 | 12 | 100.000% |
| 18 | MARION | 1/2/2019 | 59 | 47 | 57 | 60 | 2 | 34 | 6 | 5 | 78.333% |
| 20 | BLAND | 10/31/2018 | 50 | 41 | 48 | 51 | 1 | 34 | 3 | 3 | 80.392% |

WESTERN REGION-- SEVENTH DISTRICT-- (9 Posts)

| Post | Location | Last Transmittal | Prior Year Mbrs | Curr Year Mbrs | 3/6/2019 95% Target Goal | Curr Year Goal | New Mbrs | Ren Mbrs | Paid Up For Life | On-line | Per Cent of Goal |
|-----------------------------|---------------|------------------|-----------------|----------------|--------------------------|----------------|----------|----------|------------------|---------|------------------|
| 58 *** | DUBLIN | 1/15/2019 | 45 | 53 | 44 | 46 | 6 | 46 | 1 | 0 | 115.217% |
| 68 | NARROWS | 2/8/2019 | 85 | 72 | 82 | 86 | 3 | 49 | 18 | 2 | 83.721% |
| 229 | RURAL RETREAT | 2/13/2019 | 135 | 119 | 129 | 136 | 1 | 74 | 32 | 12 | 87.500% |
| 245 * | GALAX | 2/5/2019 | 126 | 127 | 121 | 127 | 8 | 99 | 12 | 8 | 100.000% |
| 311 * | PEMBROKE | 2/13/2019 | 45 | 46 | 44 | 46 | 2 | 37 | 3 | 4 | 100.000% |
| CDR: BILL HOGG (311) | | | 778 | 740 | 748 | 787 | 32 | 541 | 114 | 53 | 94.028% |

WESTERN REGION-- EIGHTH DISTRICT-- (12 Posts)

| Post | Location | Last Transmittal | Prior Year Mbrs | Curr Year Mbrs | 3/6/2019 95% Target Goal | Curr Year Goal | New Mbrs | Ren Mbrs | Paid Up For Life | On-line | Per Cent of Goal |
|--------------------------------|----------------|------------------|-----------------|----------------|--------------------------|----------------|----------|----------|------------------|---------|------------------|
| 12 | ABINGDON | 2/5/2019 | 89 | 72 | 86 | 90 | 0 | 54 | 12 | 6 | 80.000% |
| 14 | POCAHONTAS | 1/15/2019 | 85 | 70 | 82 | 86 | 3 | 56 | 7 | 4 | 81.395% |
| 122 | BLUEFIELD | 9/10/2018 | 21 | 16 | 21 | 22 | 0 | 2 | 14 | 0 | 72.727% |
| 133 * | TAZEWELL | 2/14/2019 | 104 | 105 | 100 | 105 | 5 | 81 | 10 | 9 | 100.000% |
| 135 | DAMASCUS | 2/13/2019 | 37 | 33 | 36 | 38 | 0 | 28 | 2 | 3 | 86.842% |
| 164 | GRUNDY | 2/20/2019 | 359 | 325 | 342 | 360 | 1 | 234 | 76 | 14 | 90.278% |
| 185 | JONESVILLE | 2/6/2019 | 47 | 44 | 46 | 48 | 0 | 32 | 6 | 6 | 91.667% |
| 208 | LEBANON | 2/5/2019 | 75 | 70 | 72 | 76 | 2 | 56 | 9 | 3 | 92.105% |
| 227 | CLINTWOOD | 9/25/2018 | 17 | 14 | 17 | 18 | 0 | 11 | 3 | 0 | 77.778% |
| 243 | NORTON | 1/31/2019 | 81 | 62 | 78 | 82 | 7 | 44 | 6 | 5 | 75.610% |
| 265 | GATE CITY | 2/5/2019 | 111 | 103 | 106 | 112 | 3 | 94 | 1 | 5 | 91.964% |
| 775 | POCAHONTAS SCC | 1/2/2019 | 19 | 14 | 19 | 20 | 2 | 9 | 0 | 3 | 70.000% |
| CDR: PERRY JOHNSON(133) | | | 1045 | 928 | 1004 | 1057 | 23 | 701 | 146 | 58 | 87.796% |

WESTERN REGION-- NINTH DISTRICT-- (9 Posts)

| Post | Location | Last Transmittal | Prior Year Mbrs | Curr Year Mbrs | 3/6/2019 95% Target Goal | Curr Year Goal | New Mbrs | Ren Mbrs | Paid Up For Life | On-line | Per Cent of Goal |
|---------------------------------|----------------|------------------|-----------------|----------------|--------------------------|----------------|----------|----------|------------------|---------|------------------|
| 3 | ROANOKE | 2/20/2019 | 362 | 326 | 345 | 363 | 18 | 215 | 47 | 46 | 89.807% |
| 4 | COVINGTON | 1/16/2019 | 54 | 48 | 52 | 55 | 0 | 40 | 5 | 3 | 87.273% |
| 30 | RADFORD | 2/6/2019 | 30 | 24 | 29 | 31 | 0 | 17 | 5 | 2 | 77.419% |
| 59 + | CHRISTIANSBURG | 2/7/2019 | 78 | 78 | 75 | 79 | 4 | 58 | 12 | 4 | 98.734% |
| 80 | VINTON | 1/9/2019 | 81 | 68 | 78 | 82 | 1 | 52 | 12 | 3 | 82.927% |
| 93 + | BUCHANAN | 1/2/2019 | 49 | 48 | 48 | 50 | 0 | 29 | 8 | 11 | 96.000% |
| 182 | BLACKSBURG | 2/19/2019 | 45 | 36 | 44 | 46 | 1 | 21 | 7 | 7 | 78.261% |
| 240 *** | TROUTVILLE | 2/14/2019 | 47 | 51 | 46 | 48 | 3 | 34 | 13 | 1 | 106.250% |
| 248 | ROANOKE | 2/20/2019 | 72 | 67 | 69 | 73 | 2 | 42 | 16 | 7 | 91.781% |
| CDR: GENE MALINOWSKI (5) | | | 818 | 746 | 786 | 827 | 29 | 508 | 125 | 84 | 90.206% |

WESTERN REGION-- TENTH DISTRICT-- (11 Posts)

| Post | Location | Last Transmittal | Prior Year Mbrs | Curr Year Mbrs | 3/6/2019 95% Target Goal | Curr Year Goal | New Mbrs | Ren Mbrs | Paid Up For Life | On-line | Per Cent of Goal |
|--------------------------------|-----------------|------------------|-----------------|----------------|--------------------------|----------------|----------|----------|------------------|---------|------------------|
| 16 | LYNCHBURG | 2/20/2019 | 934 | 860 | 888 | 935 | 70 | 662 | 33 | 95 | 91.979% |
| 17 * | LOVINGSTON | 1/31/2019 | 60 | 61 | 58 | 61 | 2 | 48 | 6 | 5 | 100.000% |
| 36 | ALTAVISTA | 2/19/2019 | 51 | 47 | 49 | 52 | 1 | 34 | 5 | 7 | 90.385% |
| 52 | BROOKNEAL | 1/2/2019 | 41 | 33 | 40 | 42 | 2 | 30 | 1 | 0 | 78.571% |
| 54 | BEDFORD | 2/13/2019 | 132 | 117 | 126 | 133 | 2 | 78 | 22 | 15 | 87.970% |
| 62 + | SMITH MTN LAKE | 12/19/2018 | 31 | 31 | 30 | 32 | 0 | 15 | 5 | 11 | 96.875% |
| 104 | APPOMATTOX | 2/14/2019 | 155 | 134 | 148 | 156 | 12 | 88 | 17 | 17 | 85.897% |
| 134 * | DILLWYN | 12/12/2018 | 31 | 32 | 30 | 32 | 3 | 28 | 0 | 1 | 100.000% |
| 217 | BIG ISLAND | 10/31/2018 | 22 | 21 | 22 | 23 | 0 | 20 | 1 | 0 | 91.304% |
| 269 + | CUMBERLAND | 12/19/2018 | 33 | 33 | 32 | 34 | 3 | 28 | 1 | 1 | 97.059% |
| 274 | MADISON HEIGHTS | 1/16/2019 | 77 | 72 | 74 | 78 | 1 | 64 | 4 | 3 | 92.308% |
| CDR: MICHAEL TOMLIN (21 | | | 1567 | 1441 | 1499 | 1578 | 96 | 1095 | 95 | 155 | 91.318% |

*** POSTS EQUALING OR SURPASSING THEIR PRIOR YEAR MEMBERSHIP**

***** POSTS EQUALING OR SURPASSING THEIR CURRENT YEAR GOAL**

+ POSTS EQUALING OR SURPASSING THEIR TARGET GOAL