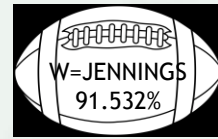


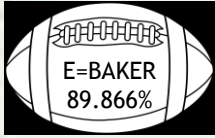


“100% for 100 YEARS”

“TOUCHDOWN”



Department of Virginia

TEAM VIRGINIA

March 13, 2019

- 16th
- 7th
- 10th
- 2nd
- 17th
- 15th
- 13th
- 9th
- 5th
- 8th
- 12th
- 4th
- 14th
- 1st
- 3rd
- 11th
- 6th

TEAM VIRGINIA's traditional membership is 92.195% of Department Goal. We are within 8 points to achieve 100%.

Department Vice Commander Dudley Northern Region retains the Department of Virginia membership goal lead with 94.322%. The Western Region and Department Vice Commander Jennings have 91.532% and are gaining on the North. They have the largest gain from last week with .697 points. Eastern Region Department Vice Commander Baker has 89.866%.

Man Districts certainly demonstrate potential opportunity to make “Divisional Playoffs” (100%). The Western Districts show many advances from last week with District 8 advancing four positions while others move closer to the top. With everyone concentrating on renewals and recruiting, we have a great opportunity to make our Department of Legionnaires strong with 100% plus some.

Department of Virginia Post Commanders are eligible to receive an Auto Plate Frame. This is to reflect the spirit of “Above and Beyond” the call of duty by the Post’s performance making 115% by April 3, 2019. All awards and dates for Membership Awards are available to review by visiting www.valegion.org.

The Buddy Check program should be in full swing. “Buddy Check” is a program that is a value all year long.

A reminder about the 2014, 2015, & 2016 renewals of 2017 non members. There is a \$5 per person award to your Post for each of these renewals.

For God and Country,

A.B. Brown
Department Membership

Our national position as of March 10, 2019 is 16



TOUCHDOWNS



58, 329, 342, 94, 240, 45, 1775, 128, 134, 81, 113, 221, 1799, 40, 136, 201, 1995, 194, 32, 65, 295, 252, 35,147, 9, 245, 17, 2001, 148, 311, 34, 133, 36, 62, 274, 1836, 37, 49, 129, 176, 59, 269, 1991

THE AMERICAN LEGION
DEPARTMENT OF VIRGINIA
REGION AND DISTRICT STANDINGS
AS OF 3/14/2019

Regional Standings

Region	Stand-ings	Prior Year Mbrs	Curr Year Mbrs	Curr Year Goal	New Mbrs	Ren Mbrs	Paid Up For Life	Online	Per Cent of Goal
NORTHERN	1	14938	14153	15005	789	7893	2142	3329	94.322%
WESTERN	2	6971	6442	7038	312	4878	675	577	91.532%
EASTERN	3	11598	10508	11693	692	6449	1356	2012	89.866%

District Standings

District		Prior Year Mbrs	Curr Year Mbrs	Curr Year Goal	New Mbrs	Ren Mbrs	Paid Up For Life	Online	Per Cent of Goal
SIXTEENTH	1	4236	4119	4253	339	2026	651	1103	96.849%
SEVENTH	2	778	753	787	36	550	114	53	95.680%
TENTH	3	1567	1490	1578	112	1128	95	155	94.423%
SECOND	4	2705	2563	2719	275	1490	259	539	94.263%
SEVENTEENTH	5	5949	5605	5967	258	2833	924	1590	93.933%
FIFTEENTH	6	1854	1747	1861	66	1311	169	201	93.874%
THIRTEENTH	7	2038	1902	2048	101	1170	275	356	92.871%
NINTH	8	818	761	827	32	519	125	85	92.019%
FIFTH	9	1275	1184	1288	59	914	81	130	91.925%
EIGHTH	10	1045	955	1057	27	724	146	58	90.350%
TWELFTH	11	1531	1394	1549	97	878	173	246	89.994%
FOURTH	12	1457	1311	1471	65	920	150	177	89.123%
FOURTEENTH	13	861	780	876	25	553	123	79	89.041%
FIRST	14	608	542	612	27	322	66	127	88.562%
THIRD	15	2495	2218	2511	120	1285	368	445	88.331%
ELEVENTH	16	2802	2480	2831	108	1554	340	478	87.602%
SIXTH	17	1488	1299	1501	46	1043	114	96	86.542%
TRADITIONAL:		33507	31103	33736	1793	19220	4173	5918	92.195%
POST 141:		8062	6281	7577	46	3614	696	1925	82.896%
CYBERPOST 1919:	1	1	1	1	0	1	0		100.000%
SUBTOTAL:		41570	37385	41314	1839	22835	4869	7843	90.490%
NEW DMS:			0	0					
OVERALL TOTAL			37385	41314					

YEAR TO DATE TOTALS AND SUMMARY

CURRENT YEAR GOAL:	41314
MEMBERSHIP AS OF 3/14/2019 :	37385
REMAINDER TO MEET GOAL:	3929

EASTERN REGION-- FIRST DISTRICT-- (4 Posts)

Post	Location	Last Transmittal	Prior Year Mbrs	Curr Year Mbrs	4/3/2019 100% Target Goal	Curr Year Goal	New Mbrs	Ren Mbrs	Paid Up For Life	On-line	Per Cent of Goal
56	NORTHAMPTON	3/6/2019	243	218	244	244	15	126	21	56	89.344%
100	PARKSLEY	3/6/2019	31	27	32	32	1	13	5	8	84.375%
101	ONANCOCK	12/19/2018	17	14	18	18	0	5	7	2	77.778%
159	CHINCOTEAGUE	2/20/2019	317	283	318	318	11	178	33	61	88.994%
CDR: JAMES RUSSELL			608	542	612	612	27	322	66	127	88.562%

EASTERN REGION-- SECOND DISTRICT-- (14 Posts)

Post	Location	Last Transmittal	Prior Year Mbrs	Curr Year Mbrs	4/3/2019 100% Target Goal	Curr Year Goal	New Mbrs	Ren Mbrs	Paid Up For Life	On-line	Per Cent of Goal
5	NORFOLK	3/7/2019	115	101	116	116	19	51	12	19	87.069%
35 ***	NORFOLK	3/6/2019	90	97	91	91	10	38	6	43	106.593%
37 ***	NORFOLK	3/6/2019	289	291	290	290	109	157	6	19	100.345%
60	NORFOLK	1/2/2019	59	47	60	60	0	28	4	15	78.333%
81 *	VIRGINIA BEACH	12/19/2018	22	23	23	23	2	15	5	1	100.000%
110	VIRGINIA BEACH	3/13/2019	346	315	347	347	1	175	54	85	90.778%
113 ***	PRINCESS ANNE	3/13/2019	66	77	67	67	7	37	8	25	114.925%
118	NORFOLK	1/2/2019	18	13	19	19	0	6	3	4	68.421%
190	PORTSMOUTH	3/6/2019	256	209	257	257	16	162	15	16	81.323%
204	NORFOLK	2/19/2019	47	43	48	48	3	36	0	4	89.583%
280	CHESAPEAKE	3/13/2019	406	397	407	407	25	209	56	107	97.543%
310	CHURCHLAND	3/6/2019	65	63	66	66	1	42	6	14	95.455%
327	NORFOLK	3/13/2019	900	866	901	901	74	523	82	187	96.115%
1992	VIRGINIA BEACH	12/18/2018	26	21	27	27	8	11	2	0	77.778%
CDR: JOHN SCHENK, SR (327)			2705	2563	2719	2719	275	1490	259	539	94.263%

EASTERN REGION-- THIRD DISTRICT-- (16 Posts)

Post	Location	Last Transmittal	Prior Year Mbrs	Curr Year Mbrs	4/3/2019 100% Target Goal	Curr Year Goal	New Mbrs	Ren Mbrs	Paid Up For Life	On-line	Per Cent of Goal
25	NEWPORT NEWS	3/6/2019	405	393	406	406	48	219	46	80	96.798%
31	HAMPTON	3/6/2019	63	58	64	64	0	29	17	12	90.625%
39	WILLIAMSBURG	3/6/2019	106	102	107	107	1	57	15	29	95.327%
48	HAMPTON	2/27/2019	96	89	97	97	3	39	25	22	91.753%
61	CHARLES CITY	2/19/2019	41	31	42	42	1	25	1	4	73.810%
67	HAMPTON	3/13/2019	178	132	179	179	13	75	31	13	73.743%
75	GLOUCESTER	3/6/2019	185	174	186	186	9	94	36	35	93.548%
83	MATHEWS	2/27/2019	166	155	167	167	2	110	18	25	92.814%
165	YORKTOWN	3/6/2019	29	25	30	30	0	13	6	6	83.333%
172	WEST POINT	12/19/2018	16	11	17	17	0	7	3	1	64.706%
273	POQUOSON	3/6/2019	127	121	128	128	6	65	28	22	94.531%
314	AYLETT	1/31/2019	29	28	30	30	1	13	10	4	93.333%

EASTERN REGION-- THIRD DISTRICT-- (16 Posts)

Post	Location	Last Transmittal	Prior Year Mbrs	Curr Year Mbrs	4/3/2019 100% Target Goal	Curr Year Goal	New Mbrs	Ren Mbrs	Paid Up For Life	On-line	Per Cent of Goal
368	NEWPORT NEWS	3/13/2019	911	770	912	912	33	473	109	155	84.430%
1776	WILLIAMSBURG	3/13/2019	84	72	85	85	1	39	11	21	84.706%
1991 ***	TABB	3/13/2019	39	41	40	40	2	27	4	8	102.500%
1997	HAMPTON	3/6/2019	20	16	21	21	0	0	8	8	76.190%
CDR: RICHARD WARD (75)			2495	2218	2511	2511	120	1285	368	445	88.331%

EASTERN REGION-- FOURTH DISTRICT-- (14 Posts)

Post	Location	Last Transmittal	Prior Year Mbrs	Curr Year Mbrs	4/3/2019 100% Target Goal	Curr Year Goal	New Mbrs	Ren Mbrs	Paid Up For Life	On-line	Per Cent of Goal
2	PETERSBURG	3/6/2019	368	319	369	369	21	209	38	51	86.450%
46	EMPORIA	3/6/2019	33	26	34	34	0	22	2	2	76.471%
49 ***	SMITHFIELD	3/6/2019	154	156	155	155	6	109	13	28	100.645%
57	SUFFOLK	2/27/2019	77	72	78	78	1	60	5	6	92.308%
73	FRANKLIN	3/6/2019	81	73	82	82	2	51	11	9	89.024%
88	SUFFOLK	3/13/2019	78	75	79	79	6	38	11	21	94.937%
120	DISPUTANTA	2/27/2019	126	107	127	127	10	65	21	11	84.252%
146	HOPEWELL	2/27/2019	343	334	344	344	15	250	36	33	97.093%
149	DINWIDDIE	2/6/2019	33	30	34	34	0	21	3	6	88.235%
151	EMPORIA	9/26/2018	72	43	73	73	0	39	3	1	58.904%
160	SURRY	12/18/2018	40	38	41	41	4	24	5	5	92.683%
191	WAVERLY	3/13/2019	14	13	15	15	0	10	0	3	86.667%
264	JARRATT	12/19/2018	20	14	21	21	0	11	2	1	66.667%
276	BOYKINS	9/19/2018	18	11	19	19	0	11	0	0	57.895%
CDR: M COMBO-FARRIS(120)			1457	1311	1471	1471	65	920	150	177	89.123%

EASTERN REGION-- ELEVENTH DISTRICT-- (20 Posts)

Post	Location	Last Transmittal	Prior Year Mbrs	Curr Year Mbrs	4/3/2019 100% Target Goal	Curr Year Goal	New Mbrs	Ren Mbrs	Paid Up For Life	On-line	Per Cent of Goal
1	RICHMOND	3/6/2019	141	60	142	142	1	20	18	21	42.254%
38	RICHMOND	11/1/2018	19	10	20	20	0	8	1	1	50.000%
84	RICHMOND	3/6/2019	117	109	118	118	6	69	19	15	92.373%
87	AMELIA	3/6/2019	50	46	51	51	2	32	10	2	90.196%
91	CHESTERFIELD	10/16/2018	5	4	15	15	0	0	2	2	26.667%
108	RICHMOND	2/20/2019	20	16	21	21	0	12	3	1	76.190%
125	RICHMOND	2/13/2019	104	80	105	105	4	63	6	7	76.190%
136 ***	ETTRICK	1/2/2019	19	22	20	20	0	20	0	2	110.000%
137	RICHMOND	3/6/2019	153	127	154	154	4	83	20	20	82.468%
144	HIGHLAND SPRINGS	2/20/2019	187	170	188	188	14	116	20	20	90.426%
186	MIDLOTHIAN	3/13/2019	369	342	370	370	15	218	36	73	92.432%
189	RICHMOND	2/20/2019	26	22	27	27	0	13	7	2	81.481%

EASTERN REGION-- ELEVENTH DISTRICT-- (20 Posts)

Post	Location	Last Transmittal	Prior Year Mbrs	Curr Year Mbrs	4/3/2019 100% Target Goal	Curr Year Goal	New Mbrs	Ren Mbrs	Paid Up For Life	On-line	Per Cent of Goal
201 ***	POWHATAN	2/20/2019	100	107	101	101	2	75	16	14	105.941%
210	RICHMOND	2/21/2019	14	14	15	15	0	10	2	2	93.333%
233	RICHMOND	2/6/2019	59	51	60	60	0	41	7	3	85.000%
242	SANDSTON	3/13/2019	71	67	72	72	3	54	7	3	93.056%
244	GLEN ALLEN	2/27/2019	109	103	110	110	1	75	7	20	93.636%
284	COLONIAL HEIGHTS	3/13/2019	1075	973	1076	1076	48	558	150	217	90.428%
354	RICHMOND	3/13/2019	124	121	125	125	8	66	4	43	96.800%
361	RICHMOND	1/23/2019	40	36	41	41	0	21	5	10	87.805%
CDR: JAMES WALSH (244)			2802	2480	2831	2831	108	1554	340	478	87.602%

EASTERN REGION-- TWELFTH DISTRICT-- (14 Posts)

Post	Location	Last Transmittal	Prior Year Mbrs	Curr Year Mbrs	4/3/2019 100% Target Goal	Curr Year Goal	New Mbrs	Ren Mbrs	Paid Up For Life	On-line	Per Cent of Goal
55	FREDERICKSBURG	3/7/2019	227	204	228	228	34	135	22	13	89.474%
64	TAPPAHANNOCK	2/13/2019	45	39	46	46	0	24	3	12	84.783%
82	SALUDA	2/6/2019	23	19	24	24	0	3	6	10	79.167%
86	KILMARNOCK	3/6/2019	75	71	76	76	1	43	12	15	93.421%
89	KING GEORGE	3/13/2019	162	140	163	163	1	75	33	31	85.890%
115	FARNHAM	10/31/2018	18	5	19	19	1	4	0	0	26.316%
117	REEDVILLE	2/6/2019	127	113	128	128	2	90	10	11	88.281%
148 ***	COLONIAL BEACH	3/6/2019	279	284	280	280	38	189	16	41	101.429%
221 ***	CAROLINE COUNTY	1/9/2019	38	40	39	39	4	24	4	8	102.564%
241 *	STORMONT	9/4/2018	10	11	15	15	2	9	0	0	73.333%
252 *	MONTROSS	1/30/2019	60	61	61	61	0	43	10	8	100.000%
320	SPOTSYLVANIA	2/27/2019	381	326	382	382	12	173	50	91	85.340%
329 ***	DAHLGREN	11/14/2018	40	42	41	41	2	38	2	0	102.439%
401	WARSAW	2/6/2019	46	39	47	47	0	28	5	6	82.979%
CDR: DONNELL JOHNSON (5)			1531	1394	1549	1549	97	878	173	246	89.994%

NORTHERN REGION-- THIRTEENTH DISTRICT-- (10 Posts)

Post	Location	Last Transmittal	Prior Year Mbrs	Curr Year Mbrs	4/3/2019 100% Target Goal	Curr Year Goal	New Mbrs	Ren Mbrs	Paid Up For Life	On-line	Per Cent of Goal
74	CHARLOTTESVILLE	3/6/2019	797	737	798	798	44	435	140	118	92.356%
90	BEAVERDAM	3/6/2019	58	57	59	59	7	35	5	10	96.610%
116	LOUISA	3/13/2019	122	119	123	123	3	71	13	32	96.748%
128 ***	STANARDSVILLE	3/6/2019	92	104	93	93	6	86	4	8	111.828%
156	ORANGE	3/13/2019	173	162	174	174	5	115	19	23	93.103%
157	MADISON	2/14/2019	129	117	130	130	8	63	18	28	90.000%
175	MECHANICSVILLE	2/27/2019	333	318	334	334	9	203	34	72	95.210%
206	ASHLAND	2/27/2019	35	31	36	36	0	23	5	3	86.111%

NORTHERN REGION-- THIRTEENTH DISTRICT-- (10 Posts)

Post	Location	Last Transmittal	Prior Year Mbrs	Curr Year Mbrs	4/3/2019 100% Target Goal	Curr Year Goal	New Mbrs	Ren Mbrs	Paid Up For Life	On-line	Per Cent of Goal
215	GOOCHLAND	2/20/2019	140	115	141	141	8	60	21	26	81.560%
2003	FLUVANNA COUNTY	3/6/2019	159	142	160	160	11	79	16	36	88.750%
CDR: PHIL GRIMM (74)			2038	1902	2048	2048	101	1170	275	356	92.871%

NORTHERN REGION-- FOURTEENTH DISTRICT-- (10 Posts)

Post	Location	Last Transmittal	Prior Year Mbrs	Curr Year Mbrs	4/3/2019 100% Target Goal	Curr Year Goal	New Mbrs	Ren Mbrs	Paid Up For Life	On-line	Per Cent of Goal
13	STAUNTON	3/13/2019	165	149	171	171	6	106	17	20	87.135%
27	DAYTON	3/6/2019	192	169	193	193	2	125	26	16	87.565%
76	HARRISONBURG	12/5/2018	35	33	36	36	0	27	5	1	91.667%
92	BATH COUNTY	2/6/2019	14	9	15	15	0	5	3	1	60.000%
126	BUENA VISTA	3/6/2019	78	74	79	79	2	58	8	6	93.671%
188	HARRISONBURG	3/6/2019	176	174	177	177	12	133	10	19	98.305%
222	ELKTON	9/25/2018	14	12	15	15	0	11	0	1	80.000%
278	PLAINS DISTRICT	9/10/2018	21	19	22	22	0	0	19	0	86.364%
291	LEXINGTON	12/5/2018	14	11	15	15	0	9	0	2	73.333%
340	EAST AUGUSTA COU	3/6/2019	152	130	153	153	3	79	35	13	84.967%
CDR: JOE MCGUGAN(340)			861	780	876	876	25	553	123	79	89.041%

NORTHERN REGION-- FIFTEENTH DISTRICT-- (7 Posts)

Post	Location	Last Transmittal	Prior Year Mbrs	Curr Year Mbrs	4/3/2019 100% Target Goal	Curr Year Goal	New Mbrs	Ren Mbrs	Paid Up For Life	On-line	Per Cent of Goal
21	WINCHESTER	3/13/2019	455	447	456	456	31	340	41	35	98.026%
22	LURAY	3/13/2019	70	63	71	71	2	40	13	8	88.732%
41	BERRYVILLE	2/20/2019	173	166	174	174	2	126	6	32	95.402%
53	FRONT ROYAL	2/26/2019	339	305	340	340	8	225	38	34	89.706%
77	STRASBURG	3/6/2019	280	271	281	281	15	217	18	21	96.441%
166	NEW MARKET	2/20/2019	147	138	148	148	1	95	24	18	93.243%
199	WOODSTOCK	3/13/2019	390	357	391	391	7	268	29	53	91.304%
CDR: G. NELSON RITTER (21)			1854	1747	1861	1861	66	1311	169	201	93.874%

NORTHERN REGION-- SIXTEENTH DISTRICT-- (17 Posts)

Post	Location	Last Transmittal	Prior Year Mbrs	Curr Year Mbrs	4/3/2019 100% Target Goal	Curr Year Goal	New Mbrs	Ren Mbrs	Paid Up For Life	On-line	Per Cent of Goal
10	MANASSAS	3/13/2019	789	777	790	790	55	383	112	227	98.354%
28	TRIANGLE	3/6/2019	276	256	277	277	19	128	43	66	92.419%
34 ***	LEESBURG	3/6/2019	89	95	90	90	8	42	23	22	105.556%
72	WARRENTON	3/6/2019	417	404	418	418	23	232	55	94	96.651%
114	MANASSAS	2/20/2019	57	48	58	58	5	25	14	4	82.759%

NORTHERN REGION-- SIXTEENTH DISTRICT-- (17 Posts)

Post	Location	Last Transmittal	Prior Year Mbrs	Curr Year Mbrs	4/3/2019 100% Target Goal	Curr Year Goal	New Mbrs	Ren Mbrs	Paid Up For Life	On-line	Per Cent of Goal
150	STERLING PARK	2/14/2019	94	92	95	95	1	49	16	26	96.842%
158	MANASSAS	9/10/2018	28	18	29	29	0	13	5	0	62.069%
247	REMINGTON	3/6/2019	93	87	94	94	5	26	25	31	92.553%
290	STAFFORD	3/6/2019	705	677	706	706	78	340	86	173	95.892%
293	PURCELLVILLE	3/6/2019	213	201	214	214	34	84	15	68	93.925%
295 ***	MIDDLEBURG	2/6/2019	22	24	23	23	4	14	1	5	104.348%
330	CULPEPER	2/20/2019	179	160	180	180	5	95	25	35	88.889%
360	WARRENTON	2/5/2019	29	22	30	30	0	14	7	1	73.333%
364	WOODBIDGE	3/6/2019	1003	997	1004	1004	64	475	189	269	99.303%
1799 ***	HAYMARKET	2/6/2019	112	117	113	113	13	42	16	46	103.540%
1836 ***	LOVETTSVILLE	2/27/2019	40	49	41	41	13	34	2	0	119.512%
2001 ***	ASHBURN	2/27/2019	90	95	91	91	12	30	17	36	104.396%
CDR: SONNIE DICKERSON (3)			4236	4119	4253	4253	339	2026	651	1103	96.849%

NORTHERN REGION-- SEVENTEENTH DISTRICT-- (18 Posts)

Post	Location	Last Transmittal	Prior Year Mbrs	Curr Year Mbrs	4/3/2019 100% Target Goal	Curr Year Goal	New Mbrs	Ren Mbrs	Paid Up For Life	On-line	Per Cent of Goal
24	ALEXANDRIA	3/13/2019	724	694	725	725	26	270	126	272	95.724%
44	ARLINGTON	2/20/2019	82	57	83	83	0	25	16	16	68.675%
85	ARLINGTON	3/7/2019	146	131	147	147	11	67	16	37	89.116%
123	GREENSPRING	3/6/2019	55	50	56	56	3	30	16	1	89.286%
129 ***	ALEXANDRIA	3/6/2019	17	21	18	18	0	9	5	7	116.667%
130	FALLS CHURCH	3/13/2019	213	183	214	214	4	107	24	48	85.514%
139	ARLINGTON	3/6/2019	250	220	251	251	6	115	38	61	87.649%
162	LORTON	3/6/2019	398	323	399	399	9	174	40	100	80.952%
176 ***	SPRINGFIELD	3/13/2019	1376	1385	1377	1377	70	682	229	404	100.581%
177	FAIRFAX	3/6/2019	971	892	972	972	27	460	143	262	91.770%
180	VIENNA	3/13/2019	648	630	649	649	57	350	76	147	97.072%
184	HERNDON	3/6/2019	200	197	201	201	2	90	44	61	98.010%
194 ***	ARLINGTON	3/13/2019	44	46	45	45	3	34	8	1	102.222%
225	FALLS CHURCH	9/10/2018	29	27	30	30	0	19	8	0	90.000%
270	McLEAN	3/13/2019	313	259	314	314	23	133	45	58	82.484%
1775 ***	FORT BELVOIR	3/6/2019	40	53	41	41	0	27	14	12	129.268%
1976	ANNANDALE	2/26/2019	311	286	312	312	15	180	37	54	91.667%
1995 ***	CENTREVILLE	3/6/2019	132	151	133	133	2	61	39	49	113.534%
CDR: TOMMY POWELL (130)			5949	5605	5967	5967	258	2833	924	1590	93.933%

WESTERN REGION-- FIFTH DISTRICT-- (13 Posts)

Post	Location	Last Transmittal	Prior Year Mbrs	Curr Year Mbrs	4/3/2019 100% Target Goal	Curr Year Goal	New Mbrs	Ren Mbrs	Paid Up For Life	On-line	Per Cent of Goal
------	----------	------------------	-----------------	----------------	---------------------------	----------------	----------	----------	------------------	---------	------------------

WESTERN REGION-- FIFTH DISTRICT-- (13 Posts)

Post	Location	Last Transmittal	Prior Year Mbrs	Curr Year Mbrs	4/3/2019 100% Target Goal	Curr Year Goal	New Mbrs	Ren Mbrs	Paid Up For Life	On-line	Per Cent of Goal
8	SOUTH BOSTON	3/13/2019	270	259	271	271	13	207	18	21	95.572%
32 ***	FARMVILLE	2/6/2019	38	49	39	39	8	32	2	7	125.641%
40 *	BLACKSTONE	12/18/2018	17	18	18	18	1	13	4	0	100.000%
43	CHASE CITY	3/6/2019	83	75	84	84	0	66	5	4	89.286%
45 ***	CLARKSVILLE	2/13/2019	42	47	43	43	2	23	6	16	109.302%
50	CREWE	2/20/2019	45	34	46	46	0	16	8	10	73.913%
65 ***	LAWRENCEVILLE	2/7/2019	20	22	21	21	3	18	1	0	104.762%
79	SOUTH HILL	3/6/2019	381	331	382	382	0	274	14	43	86.649%
94 ***	ALBERTA	10/17/2018	15	19	16	16	3	14	1	1	118.750%
99	HALIFAX	2/27/2019	183	154	184	184	17	120	9	8	83.696%
147 *	KENBRIDGE	2/5/2019	51	52	52	52	5	32	9	6	100.000%
260	KEYSVILLE	3/6/2019	102	88	103	103	1	69	4	14	85.437%
342 ***	VOLENS	10/17/2018	28	36	29	29	6	30	0	0	124.138%
CDR: TOM HART (147)			1275	1184	1288	1288	59	914	81	130	91.925%

WESTERN REGION-- SIXTH DISTRICT-- (13 Posts)

Post	Location	Last Transmittal	Prior Year Mbrs	Curr Year Mbrs	4/3/2019 100% Target Goal	Curr Year Goal	New Mbrs	Ren Mbrs	Paid Up For Life	On-line	Per Cent of Goal
6	ROCKY MOUNT	2/13/2019	87	71	88	88	0	64	5	2	80.682%
11	BASSETT	12/19/2018	40	30	41	41	0	23	4	3	73.171%
29	DANVILLE	3/13/2019	166	155	167	167	4	138	8	5	92.814%
42	MARTINSVILLE	3/7/2019	94	79	95	95	2	61	6	10	83.158%
47	CHATHAM	2/6/2019	21	7	22	22	0	0	2	5	31.818%
78	MARTINSVILLE	3/13/2019	190	174	191	191	4	146	12	12	91.099%
96	CALLAWAY	12/19/2018	15	14	16	16	0	13	0	1	87.500%
105	STUART	3/6/2019	65	58	66	66	1	44	7	6	87.879%
111	ROCKY MOUNT	3/13/2019	38	38	39	39	3	19	11	5	97.436%
127	FLOYD	3/6/2019	76	70	77	77	3	51	10	6	90.909%
232	GRETNA	3/6/2019	92	80	93	93	4	67	3	6	86.022%
325	DANVILLE	3/6/2019	278	244	279	279	3	204	19	18	87.455%
1097	DANVILLE	3/6/2019	326	279	327	327	22	213	27	17	85.321%
CDR: ANN BOWER			1488	1299	1501	1501	46	1043	114	96	86.542%

WESTERN REGION-- SEVENTH DISTRICT-- (9 Posts)

Post	Location	Last Transmittal	Prior Year Mbrs	Curr Year Mbrs	4/3/2019 100% Target Goal	Curr Year Goal	New Mbrs	Ren Mbrs	Paid Up For Life	On-line	Per Cent of Goal
7	PULASKI	3/7/2019	121	121	122	122	4	102	8	7	99.180%
9 ***	WYTHEVILLE	2/26/2019	112	115	113	113	6	66	31	12	101.770%
18	MARION	1/2/2019	59	47	60	60	2	34	6	5	78.333%
20	BLAND	2/27/2019	50	43	51	51	1	36	3	3	84.314%

WESTERN REGION-- SEVENTH DISTRICT-- (9 Posts)

Post	Location	Last Transmittal	Prior Year Mbrs	Curr Year Mbrs	4/3/2019 100% Target Goal	Curr Year Goal	New Mbrs	Ren Mbrs	Paid Up For Life	On-line	Per Cent of Goal
58 ***	DUBLIN	1/15/2019	45	53	46	46	6	46	1	0	115.217%
68	NARROWS	2/8/2019	85	72	86	86	3	49	18	2	83.721%
229	RURAL RETREAT	3/13/2019	135	126	136	136	1	81	32	12	92.647%
245 ***	GALAX	2/26/2019	126	129	127	127	9	100	12	8	101.575%
311 ***	PEMBROKE	3/7/2019	45	47	46	46	4	36	3	4	102.174%
CDR: BILL HOGG (311)			778	753	787	787	36	550	114	53	95.680%

WESTERN REGION-- EIGHTH DISTRICT-- (12 Posts)

Post	Location	Last Transmittal	Prior Year Mbrs	Curr Year Mbrs	4/3/2019 100% Target Goal	Curr Year Goal	New Mbrs	Ren Mbrs	Paid Up For Life	On-line	Per Cent of Goal
12	ABINGDON	2/5/2019	89	72	90	90	0	54	12	6	80.000%
14	POCAHONTAS	3/13/2019	85	73	86	86	3	59	7	4	84.884%
122	BLUEFIELD	9/10/2018	21	16	22	22	0	2	14	0	72.727%
133 ***	TAZEWELL	3/6/2019	104	108	105	105	6	83	10	9	102.857%
135	DAMASCUS	2/13/2019	37	33	38	38	0	28	2	3	86.842%
164	GRUNDY	3/13/2019	359	329	360	360	1	238	76	14	91.389%
185	JONESVILLE	2/6/2019	47	44	48	48	0	32	6	6	91.667%
208	LEBANON	2/5/2019	75	70	76	76	2	56	9	3	92.105%
227	CLINTWOOD	9/25/2018	17	14	18	18	0	11	3	0	77.778%
243	NORTON	3/13/2019	81	78	82	82	10	57	6	5	95.122%
265	GATE CITY	2/26/2019	111	104	112	112	3	95	1	5	92.857%
775	POCAHONTAS SCC	1/2/2019	19	14	20	20	2	9	0	3	70.000%
CDR: PERRY JOHNSON(133)			1045	955	1057	1057	27	724	146	58	90.350%

WESTERN REGION-- NINTH DISTRICT-- (9 Posts)

Post	Location	Last Transmittal	Prior Year Mbrs	Curr Year Mbrs	4/3/2019 100% Target Goal	Curr Year Goal	New Mbrs	Ren Mbrs	Paid Up For Life	On-line	Per Cent of Goal
3	ROANOKE	3/13/2019	362	333	363	363	21	219	47	46	91.736%
4	COVINGTON	1/16/2019	54	48	55	55	0	40	5	3	87.273%
30	RADFORD	2/26/2019	30	25	31	31	0	18	5	2	80.645%
59 ***	CHRISTIANSBURG	3/13/2019	78	80	79	79	4	59	12	5	101.266%
80	VINTON	2/27/2019	81	70	82	82	1	54	12	3	85.366%
93	BUCHANAN	1/2/2019	49	48	50	50	0	29	8	11	96.000%
182	BLACKSBURG	3/6/2019	45	37	46	46	1	22	7	7	80.435%
240 ***	TROUTVILLE	2/14/2019	47	51	48	48	3	34	13	1	106.250%
248	ROANOKE	3/13/2019	72	69	73	73	2	44	16	7	94.521%
CDR: GENE MALINOWSKI (5)			818	761	827	827	32	519	125	85	92.019%

WESTERN REGION-- TENTH DISTRICT-- (11 Posts)

Post	Location	Last Transmittal	Prior Year Mbrs	Curr Year Mbrs	4/3/2019 100% Target Goal	Curr Year Goal	New Mbrs	Ren Mbrs	Paid Up For Life	On-line	Per Cent of Goal
16	LYNCHBURG	3/13/2019	934	880	935	935	79	673	33	95	94.118%
17 ***	LOVINGSTON	3/13/2019	60	63	61	61	3	49	6	5	103.279%
36 *	ALTAVISTA	3/6/2019	51	52	52	52	3	37	5	7	100.000%
52	BROOKNEAL	3/6/2019	41	36	42	42	2	33	1	0	85.714%
54	BEDFORD	3/6/2019	132	118	133	133	2	79	22	15	88.722%
62 *	SMITH MTN LAKE	3/13/2019	31	32	32	32	1	15	5	11	100.000%
104	APPOMATTOX	3/13/2019	155	140	156	156	13	93	17	17	89.744%
134 ***	DILLWYN	3/6/2019	31	34	32	32	4	29	0	1	106.250%
217	BIG ISLAND	10/31/2018	22	21	23	23	0	20	1	0	91.304%
269 *	CUMBERLAND	2/26/2019	33	34	34	34	3	29	1	1	100.000%
274 ***	MADISON HEIGHTS	2/27/2019	77	80	78	78	2	71	4	3	102.564%
CDR: MICHAEL TOMLIN (21			1567	1490	1578	1578	112	1128	95	155	94.423%

*** POSTS EQUALING OR SURPASSING THEIR PRIOR YEAR MEMBERSHIP**

***** POSTS EQUALING OR SURPASSING THEIR CURRENT YEAR GOAL**

+ POSTS EQUALING OR SURPASSING THEIR TARGET GOAL