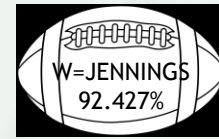



“100% for 100 YEARS”

“TOUCHDOWN”



Department of Virginia

TEAM VIRGINIA

March 27, 2019

THE AMERICAN LEGION = 100 YEARS! ALL LEGIONNAIRES ARE PART OF THIS HISTORICAL MOMENT and WHAT A MOMENT IT IS!

We continue to show our growth by listing the Posts (see bottom) that made Touchdown (100%) thus far. **Congratulations** to members of the following Posts that made 100% since last week's report:

Post 354 (100.000%) in Richmond, Commander Phillips,	District 11 (E)
Post 90 (101.695%) in Beaverdam, Commander Truitt,	District 13 (N)
Post 175 (100.599%) in Mechanicsville, Commander Legg,	District 13 (N)
Post 188 (100.565%) in Harrisonburg, Commander McDorman,	District 14 (N)
Post 77 (100.000%) in Strasburg, Commander Hillyard,	District 15 (N)
Post 10 (100.253%) in Manassas, Commander Barber,	District 17 (N)

District 12 moved 3 positions up from last week and Districts 10 and 13 moved forward 2 positions...all in the top ten spots.

Nationally, as noted below, The Department of Virginia is positioned at 15. This position is one of the best we have had this year. Of course, we are aiming for 1st position. To get into the top 5 is a real challenge. Can we do it? Of course! Every member counts ... the “Buddy Check” program works!


Department of Virginia's traditional per cent to goal is 93.408. We are definitely within reach to make 100%. Compared to same time last year 100% Posts, we have 52 vs. 40 last year. The 52 represents approximately 25% of all our Posts.

Planned scheduling of events toward recruiting, renewing and retention does produce positive results!

For God and Country,
A.B. Brown

Our national position as of March 24, 2019 is 15

- 16th
- 7th
- 10th
- 2nd
- 13th
- 17th
- 15th
- 5th
- 9th
- 12th
- 8th
- 1st
- 4th
- 3rd
- 14th
- 11th
- 6th



TOUCHDOWNS



58, 329, 342, 94, 240, 45, 1775, 128, 134, 81, 113, 221, 1799, 40, 136, 201, 1995, 194, 32, 65, 295, 252, 35,147, 9, 245, 17, 2001, 148, 311, 34, 133, 36, 62, 274, 1836, 37, 129, 176, 59, 269, 1991, 7, 25, 364, 111, 354, 90, 175, 188, 77, 10

THE AMERICAN LEGION
DEPARTMENT OF VIRGINIA
REGION AND DISTRICT STANDINGS
AS OF 3/27/2019

Regional Standings

Region	Stand-ings	Prior Year Mbrs	Curr Year Mbrs	Curr Year Goal	New Mbrs	Ren Mbrs	Paid Up For Life	Online	Per Cent of Goal
NORTHERN	1	14938	14370	15005	858	8002	2142	3368	95.768%
WESTERN	2	6971	6505	7038	326	4922	675	582	92.427%
EASTERN	3	11598	10637	11693	742	6512	1359	2025	90.969%

District Standings

District		Prior Year Mbrs	Curr Year Mbrs	Curr Year Goal	New Mbrs	Ren Mbrs	Paid Up For Life	Online	Per Cent of Goal
SIXTEENTH	1	4236	4203	4253	372	2057	651	1123	98.824%
SEVENTH	2	778	766	787	41	558	114	53	97.332%
TENTH	3	1567	1503	1578	115	1138	95	155	95.247%
SECOND	4	2705	2588	2719	290	1495	261	542	95.182%
THIRTEENTH	5	2038	1949	2048	114	1199	275	361	95.166%
SEVENTEENTH	6	5949	5666	5967	272	2871	924	1599	94.956%
FIFTEENTH	7	1854	1764	1861	70	1319	169	206	94.788%
FIFTH	8	1275	1200	1288	63	925	81	131	93.168%
NINTH	9	818	765	827	32	521	125	87	92.503%
TWELFTH	10	1531	1410	1549	102	887	173	248	91.026%
EIGHTH	11	1045	958	1057	27	726	146	59	90.634%
FIRST	12	608	554	612	31	329	66	128	90.523%
FOURTH	13	1457	1329	1471	68	934	150	178	90.347%
THIRD	14	2495	2260	2511	143	1302	369	446	90.004%
FOURTEENTH	15	861	788	876	30	556	123	79	89.954%
ELEVENTH	16	2802	2496	2831	108	1565	340	483	88.167%
SIXTH	17	1488	1313	1501	48	1054	114	97	87.475%
TRADITIONAL:		33507	31512	33736	1926	19436	4176	5975	93.408%
POST 141:		8062	6312	7577	46	3632	700	1934	83.305%
CYBERPOST 1919:	1	1	1	1	0	1	0		100.000%
SUBTOTAL:		41570	37825	41314	1972	23069	4876	7909	91.555%
NEW DMS:			0	0					
OVERALL TOTAL			37825	41314					

YEAR TO DATE TOTALS AND SUMMARY

CURRENT YEAR GOAL:	41314
MEMBERSHIP AS OF 3/27/2019 :	37825
REMAINDER TO MEET GOAL:	3489

EASTERN REGION-- FIRST DISTRICT-- (4 Posts)

Post	Location	Last Transmittal	Prior Year Mbrs	Curr Year Mbrs	4/3/2019 100% Target Goal	Curr Year Goal	New Mbrs	Ren Mbrs	Paid Up For Life	On-line	Per Cent of Goal
56	NORTHAMPTON	3/20/2019	243	223	244	244	16	129	21	57	91.393%
100	PARKSLEY	3/6/2019	31	27	32	32	1	13	5	8	84.375%
101	ONANCOCK	12/19/2018	17	14	18	18	0	5	7	2	77.778%
159	CHINCOTEAGUE	3/20/2019	317	290	318	318	14	182	33	61	91.195%
CDR: JAMES RUSSELL			608	554	612	612	31	329	66	128	90.523%

EASTERN REGION-- SECOND DISTRICT-- (14 Posts)

Post	Location	Last Transmittal	Prior Year Mbrs	Curr Year Mbrs	4/3/2019 100% Target Goal	Curr Year Goal	New Mbrs	Ren Mbrs	Paid Up For Life	On-line	Per Cent of Goal
5	NORFOLK	3/7/2019	115	101	116	116	19	51	12	19	87.069%
35 ***	NORFOLK	3/20/2019	90	98	91	91	10	38	6	44	107.692%
37 ***	NORFOLK	3/26/2019	289	303	290	290	118	160	6	19	104.483%
60	NORFOLK	3/26/2019	59	48	60	60	1	28	4	15	80.000%
81 *	VIRGINIA BEACH	12/19/2018	22	23	23	23	2	15	5	1	100.000%
110	VIRGINIA BEACH	3/20/2019	346	317	347	347	1	175	55	86	91.354%
113 ***	PRINCESS ANNE	3/13/2019	66	77	67	67	7	37	8	25	114.925%
118	NORFOLK	1/2/2019	18	13	19	19	0	6	3	4	68.421%
190	PORTSMOUTH	3/6/2019	256	209	257	257	16	162	15	16	81.323%
204	NORFOLK	2/19/2019	47	43	48	48	3	36	0	4	89.583%
280	CHESAPEAKE	3/20/2019	406	398	407	407	25	209	57	107	97.789%
310	CHURCHLAND	3/20/2019	65	64	66	66	1	42	6	15	96.970%
327	NORFOLK	3/27/2019	900	873	901	901	79	525	82	187	96.892%
1992	VIRGINIA BEACH	12/18/2018	26	21	27	27	8	11	2	0	77.778%
CDR: JOHN SCHENK, SR (327)			2705	2588	2719	2719	290	1495	261	542	95.182%

EASTERN REGION-- THIRD DISTRICT-- (16 Posts)

Post	Location	Last Transmittal	Prior Year Mbrs	Curr Year Mbrs	4/3/2019 100% Target Goal	Curr Year Goal	New Mbrs	Ren Mbrs	Paid Up For Life	On-line	Per Cent of Goal
25 ***	NEWPORT NEWS	3/20/2019	405	407	406	406	58	222	46	81	100.246%
31	HAMPTON	3/6/2019	63	58	64	64	0	29	17	12	90.625%
39	WILLIAMSBURG	3/20/2019	106	103	107	107	1	58	15	29	96.262%
48	HAMPTON	3/20/2019	96	90	97	97	3	39	25	23	92.784%
61	CHARLES CITY	2/19/2019	41	31	42	42	1	25	1	4	73.810%
67	HAMPTON	3/13/2019	178	132	179	179	13	75	32	12	73.743%
75	GLOUCESTER	3/26/2019	185	177	186	186	10	96	36	35	95.161%
83	MATHEWS	2/27/2019	166	155	167	167	2	110	18	25	92.814%
165	YORKTOWN	3/6/2019	29	25	30	30	0	13	6	6	83.333%
172	WEST POINT	12/19/2018	16	11	17	17	0	7	3	1	64.706%
273	POQUOSON	3/6/2019	127	121	128	128	6	65	28	22	94.531%
314	AYLETT	1/31/2019	29	28	30	30	1	13	10	4	93.333%

EASTERN REGION-- THIRD DISTRICT-- (16 Posts)

Post	Location	Last Transmittal	Prior Year Mbrs	Curr Year Mbrs	4/3/2019 100% Target Goal	Curr Year Goal	New Mbrs	Ren Mbrs	Paid Up For Life	On-line	Per Cent of Goal
368	NEWPORT NEWS	3/20/2019	911	793	912	912	45	484	109	155	86.952%
1776	WILLIAMSBURG	3/13/2019	84	72	85	85	1	39	11	21	84.706%
1991 ***	TABB	3/13/2019	39	41	40	40	2	27	4	8	102.500%
1997	HAMPTON	3/6/2019	20	16	21	21	0	0	8	8	76.190%
CDR: RICHARD WARD (75)			2495	2260	2511	2511	143	1302	369	446	90.004%

EASTERN REGION-- FOURTH DISTRICT-- (14 Posts)

Post	Location	Last Transmittal	Prior Year Mbrs	Curr Year Mbrs	4/3/2019 100% Target Goal	Curr Year Goal	New Mbrs	Ren Mbrs	Paid Up For Life	On-line	Per Cent of Goal
2	PETERSBURG	3/26/2019	368	331	369	369	23	219	38	51	89.702%
46	EMPORIA	3/6/2019	33	26	34	34	0	22	2	2	76.471%
49	SMITHFIELD	3/27/2019	154	154	155	155	6	107	13	28	99.355%
57	SUFFOLK	2/27/2019	77	72	78	78	1	60	5	6	92.308%
73	FRANKLIN	3/27/2019	81	73	82	82	2	50	11	10	89.024%
88	SUFFOLK	3/13/2019	78	75	79	79	6	38	11	21	94.937%
120	DISPUTANTA	3/20/2019	126	112	127	127	10	70	21	11	88.189%
146	HOPEWELL	2/27/2019	343	334	344	344	15	250	36	33	97.093%
149	DINWIDDIE	3/20/2019	33	32	34	34	1	22	3	6	94.118%
151	EMPORIA	9/26/2018	72	43	73	73	0	39	3	1	58.904%
160	SURRY	12/18/2018	40	38	41	41	4	24	5	5	92.683%
191	WAVERLY	3/13/2019	14	13	15	15	0	10	0	3	86.667%
264	JARRATT	3/26/2019	20	15	21	21	0	12	2	1	71.429%
276	BOYKINS	9/19/2018	18	11	19	19	0	11	0	0	57.895%
CDR: M COMBO-FARRIS(120)			1457	1329	1471	1471	68	934	150	178	90.347%

EASTERN REGION-- ELEVENTH DISTRICT-- (20 Posts)

Post	Location	Last Transmittal	Prior Year Mbrs	Curr Year Mbrs	4/3/2019 100% Target Goal	Curr Year Goal	New Mbrs	Ren Mbrs	Paid Up For Life	On-line	Per Cent of Goal
1	RICHMOND	3/27/2019	141	66	142	142	1	26	18	21	46.479%
38	RICHMOND	11/1/2018	19	10	20	20	0	8	1	1	50.000%
84	RICHMOND	3/6/2019	117	109	118	118	6	69	19	15	92.373%
87	AMELIA	3/6/2019	50	46	51	51	2	32	10	2	90.196%
91	CHESTERFIELD	10/16/2018	5	4	15	15	0	0	2	2	26.667%
108	RICHMOND	2/20/2019	20	16	21	21	0	12	3	1	76.190%
125	RICHMOND	3/20/2019	104	81	105	105	4	63	6	8	77.143%
136 ***	ETTRICK	1/2/2019	19	22	20	20	0	20	0	2	110.000%
137	RICHMOND	3/6/2019	153	127	154	154	4	83	20	20	82.468%
144	HIGHLAND SPRINGS	3/20/2019	187	171	188	188	14	116	20	21	90.957%
186	MIDLOTHIAN	3/27/2019	369	347	370	370	15	223	36	73	93.784%
189	RICHMOND	2/20/2019	26	22	27	27	0	13	7	2	81.481%

EASTERN REGION-- ELEVENTH DISTRICT-- (20 Posts)

Post	Location	Last Transmittal	Prior Year Mbrs	Curr Year Mbrs	4/3/2019 100% Target Goal	Curr Year Goal	New Mbrs	Ren Mbrs	Paid Up For Life	On-line	Per Cent of Goal
201 ***	POWHATAN	2/20/2019	100	107	101	101	2	75	16	14	105.941%
210	RICHMOND	2/21/2019	14	14	15	15	0	10	2	2	93.333%
233	RICHMOND	3/20/2019	59	52	60	60	0	41	7	4	86.667%
242	SANDSTON	3/20/2019	71	68	72	72	3	54	7	4	94.444%
244	GLEN ALLEN	3/27/2019	109	100	110	110	1	72	7	20	90.909%
284	COLONIAL HEIGHTS	3/13/2019	1075	973	1076	1076	48	558	150	217	90.428%
354 *	RICHMOND	3/26/2019	124	125	125	125	8	69	4	44	100.000%
361	RICHMOND	1/23/2019	40	36	41	41	0	21	5	10	87.805%
CDR: JAMES WALSH (244)			2802	2496	2831	2831	108	1565	340	483	88.167%

EASTERN REGION-- TWELFTH DISTRICT-- (14 Posts)

Post	Location	Last Transmittal	Prior Year Mbrs	Curr Year Mbrs	4/3/2019 100% Target Goal	Curr Year Goal	New Mbrs	Ren Mbrs	Paid Up For Life	On-line	Per Cent of Goal
55	FREDERICKSBURG	3/27/2019	227	205	228	228	35	134	22	14	89.912%
64	TAPPAHANNOCK	3/20/2019	45	40	46	46	0	25	3	12	86.957%
82	SALUDA	2/6/2019	23	19	24	24	0	3	6	10	79.167%
86	KILMARNOCK	3/6/2019	75	71	76	76	1	43	12	15	93.421%
89	KING GEORGE	3/13/2019	162	140	163	163	1	75	33	31	85.890%
115	FARNHAM	10/31/2018	18	5	19	19	1	4	0	0	26.316%
117	REEDVILLE	3/26/2019	127	120	128	128	3	96	10	11	93.750%
148 ***	COLONIAL BEACH	3/26/2019	279	290	280	280	41	192	16	41	103.571%
221 ***	CAROLINE COUNTY	1/9/2019	38	40	39	39	4	24	4	8	102.564%
241 *	STORMONT	9/4/2018	10	11	15	15	2	9	0	0	73.333%
252 *	MONTROSS	1/30/2019	60	61	61	61	0	43	10	8	100.000%
320	SPOTSYLVANIA	3/20/2019	381	327	382	382	12	173	50	92	85.602%
329 ***	DAHLGREN	11/14/2018	40	42	41	41	2	38	2	0	102.439%
401	WARSAW	2/6/2019	46	39	47	47	0	28	5	6	82.979%
CDR: DONNELL JOHNSON (5)			1531	1410	1549	1549	102	887	173	248	91.026%

NORTHERN REGION-- THIRTEENTH DISTRICT-- (10 Posts)

Post	Location	Last Transmittal	Prior Year Mbrs	Curr Year Mbrs	4/3/2019 100% Target Goal	Curr Year Goal	New Mbrs	Ren Mbrs	Paid Up For Life	On-line	Per Cent of Goal
74	CHARLOTTESVILLE	3/26/2019	797	749	798	798	47	440	140	122	93.860%
90 ***	BEAVERDAM	3/26/2019	58	60	59	59	10	35	5	10	101.695%
116	LOUISA	3/13/2019	122	119	123	123	3	71	13	32	96.748%
128 ***	STANARDSVILLE	3/26/2019	92	105	93	93	6	87	4	8	112.903%
156	ORANGE	3/13/2019	173	162	174	174	5	115	19	23	93.103%
157	MADISON	2/14/2019	129	117	130	130	8	63	18	28	90.000%
175 ***	MECHANICSVILLE	3/26/2019	333	336	334	334	12	218	34	72	100.599%
206	ASHLAND	3/26/2019	35	33	36	36	0	25	5	3	91.667%

NORTHERN REGION-- THIRTEENTH DISTRICT-- (10 Posts)

Post	Location	Last Transmittal	Prior Year Mbrs	Curr Year Mbrs	4/3/2019 100% Target Goal	Curr Year Goal	New Mbrs	Ren Mbrs	Paid Up For On-line Life	Per Cent of Goal	
215	GOOCHLAND	3/20/2019	140	125	141	141	12	66	21	26	88.652%
2003	FLUVANNA COUNTY	3/20/2019	159	143	160	160	11	79	16	37	89.375%
CDR: PHIL GRIMM (74)			2038	1949	2048	2048	114	1199	275	361	95.166%

NORTHERN REGION-- FOURTEENTH DISTRICT-- (10 Posts)

Post	Location	Last Transmittal	Prior Year Mbrs	Curr Year Mbrs	4/3/2019 100% Target Goal	Curr Year Goal	New Mbrs	Ren Mbrs	Paid Up For On-line Life	Per Cent of Goal	
13	STAUNTON	3/20/2019	165	152	171	171	9	106	17	20	88.889%
27	DAYTON	3/20/2019	192	170	193	193	3	125	26	16	88.083%
76	HARRISONBURG	12/5/2018	35	33	36	36	0	27	5	1	91.667%
92	BATH COUNTY	2/6/2019	14	9	15	15	0	5	3	1	60.000%
126	BUENA VISTA	3/6/2019	78	74	79	79	2	58	8	6	93.671%
188 ***	HARRISONBURG	3/27/2019	176	178	177	177	13	136	10	19	100.565%
222	ELKTON	9/25/2018	14	12	15	15	0	11	0	1	80.000%
278	PLAINS DISTRICT	9/10/2018	21	19	22	22	0	0	19	0	86.364%
291	LEXINGTON	12/5/2018	14	11	15	15	0	9	0	2	73.333%
340	EAST AUGUSTA COU	3/6/2019	152	130	153	153	3	79	35	13	84.967%
CDR: JOE MCGUGAN(340)			861	788	876	876	30	556	123	79	89.954%

NORTHERN REGION-- FIFTEENTH DISTRICT-- (7 Posts)

Post	Location	Last Transmittal	Prior Year Mbrs	Curr Year Mbrs	4/3/2019 100% Target Goal	Curr Year Goal	New Mbrs	Ren Mbrs	Paid Up For On-line Life	Per Cent of Goal	
21	WINCHESTER	3/20/2019	455	450	456	456	32	341	41	36	98.684%
22	LURAY	3/20/2019	70	64	71	71	2	40	13	9	90.141%
41	BERRYVILLE	2/20/2019	173	166	174	174	2	126	6	32	95.402%
53	FRONT ROYAL	3/26/2019	339	306	340	340	9	225	38	34	90.000%
77 *	STRASBURG	3/27/2019	280	281	281	281	17	224	18	22	100.000%
166	NEW MARKET	3/20/2019	147	139	148	148	1	95	24	19	93.919%
199	WOODSTOCK	3/20/2019	390	358	391	391	7	268	29	54	91.560%
CDR: G. NELSON RITTER (21)			1854	1764	1861	1861	70	1319	169	206	94.788%

NORTHERN REGION-- SIXTEENTH DISTRICT-- (17 Posts)

Post	Location	Last Transmittal	Prior Year Mbrs	Curr Year Mbrs	4/3/2019 100% Target Goal	Curr Year Goal	New Mbrs	Ren Mbrs	Paid Up For On-line Life	Per Cent of Goal	
10 ***	MANASSAS	3/27/2019	789	792	790	790	58	391	112	231	100.253%
28	TRIANGLE	3/27/2019	276	263	277	277	23	130	43	67	94.946%
34 ***	LEESBURG	3/6/2019	89	95	90	90	8	42	23	22	105.556%
72	WARRENTON	3/20/2019	417	407	418	418	23	232	55	97	97.368%
114	MANASSAS	2/20/2019	57	48	58	58	5	25	14	4	82.759%

NORTHERN REGION-- SIXTEENTH DISTRICT-- (17 Posts)

Post	Location	Last Transmittal	Prior Year Mbrs	Curr Year Mbrs	4/3/2019 100% Target Goal	Curr Year Goal	New Mbrs	Ren Mbrs	Paid Up For Life	On-line	Per Cent of Goal
150	STERLING PARK	2/14/2019	94	92	95	95	1	49	16	26	96.842%
158	MANASSAS	9/10/2018	28	18	29	29	0	13	5	0	62.069%
247	REMINGTON	3/26/2019	93	88	94	94	5	27	25	31	93.617%
290	STAFFORD	3/26/2019	705	695	706	706	85	346	86	178	98.442%
293	PURCELLVILLE	3/20/2019	213	211	214	214	40	88	15	68	98.598%
295 ***	MIDDLEBURG	3/20/2019	22	26	23	23	4	16	1	5	113.043%
330	CULPEPER	2/20/2019	179	160	180	180	5	95	25	35	88.889%
360	WARRENTON	3/27/2019	29	24	30	30	0	16	7	1	80.000%
364 ***	WOODBIDGE	3/27/2019	1003	1019	1004	1004	74	481	189	275	101.494%
1799 ***	HAYMARKET	2/6/2019	112	117	113	113	13	42	16	46	103.540%
1836 ***	LOVETTSVILLE	2/27/2019	40	49	41	41	13	34	2	0	119.512%
2001 ***	ASHBURN	3/20/2019	90	99	91	91	15	30	17	37	108.791%
CDR: SONNIE DICKERSON (3)			4236	4203	4253	4253	372	2057	651	1123	98.824%

NORTHERN REGION-- SEVENTEENTH DISTRICT-- (18 Posts)

Post	Location	Last Transmittal	Prior Year Mbrs	Curr Year Mbrs	4/3/2019 100% Target Goal	Curr Year Goal	New Mbrs	Ren Mbrs	Paid Up For Life	On-line	Per Cent of Goal
24	ALEXANDRIA	3/27/2019	724	700	725	725	31	270	126	273	96.552%
44	ARLINGTON	3/20/2019	82	68	83	83	2	34	16	16	81.928%
85	ARLINGTON	3/20/2019	146	133	147	147	11	69	16	37	90.476%
123	GREENSPRING	3/6/2019	55	50	56	56	3	30	16	1	89.286%
129 ***	ALEXANDRIA	3/27/2019	17	20	18	18	0	8	5	7	111.111%
130	FALLS CHURCH	3/20/2019	213	186	214	214	6	107	24	49	86.916%
139	ARLINGTON	3/20/2019	250	222	251	251	6	116	38	62	88.446%
162	LORTON	3/27/2019	398	327	399	399	9	177	40	101	81.955%
176 ***	SPRINGFIELD	3/26/2019	1376	1389	1377	1377	70	686	229	404	100.871%
177	FAIRFAX	3/26/2019	971	909	972	972	30	471	143	265	93.519%
180	VIENNA	3/27/2019	648	638	649	649	59	356	76	147	98.305%
184	HERNDON	3/26/2019	200	200	201	201	2	93	44	61	99.502%
194 ***	ARLINGTON	3/13/2019	44	46	45	45	3	34	8	1	102.222%
225	FALLS CHURCH	9/10/2018	29	27	30	30	0	19	8	0	90.000%
270	McLEAN	3/20/2019	313	261	314	314	23	133	45	60	83.121%
1775 ***	FORT BELVOIR	3/6/2019	40	53	41	41	0	27	14	12	129.268%
1976	ANNANDALE	2/26/2019	311	286	312	312	15	180	37	54	91.667%
1995 ***	CENTREVILLE	3/6/2019	132	151	133	133	2	61	39	49	113.534%
CDR: TOMMY POWELL (130)			5949	5666	5967	5967	272	2871	924	1599	94.956%

WESTERN REGION-- FIFTH DISTRICT-- (13 Posts)

Post	Location	Last Transmittal	Prior Year Mbrs	Curr Year Mbrs	4/3/2019 100% Target Goal	Curr Year Goal	New Mbrs	Ren Mbrs	Paid Up For Life	On-line	Per Cent of Goal
------	----------	------------------	-----------------	----------------	---------------------------	----------------	----------	----------	------------------	---------	------------------

WESTERN REGION-- FIFTH DISTRICT-- (13 Posts)

Post	Location	Last Transmittal	Prior Year Mbrs	Curr Year Mbrs	4/3/2019 100% Target Goal	Curr Year Goal	New Mbrs	Ren Mbrs	Paid Up For Life	On-line	Per Cent of Goal
8	SOUTH BOSTON	3/13/2019	270	259	271	271	13	207	18	21	95.572%
32 ***	FARMVILLE	2/6/2019	38	49	39	39	8	32	2	7	125.641%
40 *	BLACKSTONE	12/18/2018	17	18	18	18	1	13	4	0	100.000%
43	CHASE CITY	3/6/2019	83	75	84	84	0	66	5	4	89.286%
45 ***	CLARKSVILLE	2/13/2019	42	47	43	43	2	23	6	16	109.302%
50	CREWE	3/20/2019	45	35	46	46	0	16	8	11	76.087%
65 ***	LAWRENCEVILLE	2/7/2019	20	22	21	21	3	18	1	0	104.762%
79	SOUTH HILL	3/26/2019	381	337	382	382	3	277	14	43	88.220%
94 ***	ALBERTA	10/17/2018	15	19	16	16	3	14	1	1	118.750%
99	HALIFAX	3/20/2019	183	158	184	184	17	124	9	8	85.870%
147 ***	KENBRIDGE	3/20/2019	51	53	52	52	5	33	9	6	101.923%
260	KEYSVILLE	3/20/2019	102	91	103	103	1	72	4	14	88.350%
342 ***	VOLENS	3/20/2019	28	37	29	29	7	30	0	0	127.586%
CDR: TOM HART (147)			1275	1200	1288	1288	63	925	81	131	93.168%

WESTERN REGION-- SIXTH DISTRICT-- (13 Posts)

Post	Location	Last Transmittal	Prior Year Mbrs	Curr Year Mbrs	4/3/2019 100% Target Goal	Curr Year Goal	New Mbrs	Ren Mbrs	Paid Up For Life	On-line	Per Cent of Goal
6	ROCKY MOUNT	3/20/2019	87	75	88	88	1	67	5	2	85.227%
11	BASSETT	12/19/2018	40	30	41	41	0	23	4	3	73.171%
29	DANVILLE	3/13/2019	166	155	167	167	4	138	8	5	92.814%
42	MARTINSVILLE	3/7/2019	94	79	95	95	2	61	6	10	83.158%
47	CHATHAM	2/6/2019	21	7	22	22	0	0	2	5	31.818%
78	MARTINSVILLE	3/13/2019	190	174	191	191	4	146	12	12	91.099%
96	CALLAWAY	12/19/2018	15	14	16	16	0	13	0	1	87.500%
105	STUART	3/6/2019	65	58	66	66	1	44	7	6	87.879%
111 *	ROCKY MOUNT	3/20/2019	38	39	39	39	4	19	11	5	100.000%
127	FLOYD	3/20/2019	76	71	77	77	3	52	10	6	92.208%
232	GRETNA	3/6/2019	92	80	93	93	4	67	3	6	86.022%
325	DANVILLE	3/26/2019	278	248	279	279	3	208	19	18	88.889%
1097	DANVILLE	3/26/2019	326	283	327	327	22	216	27	18	86.544%
CDR: ANN BOWER			1488	1313	1501	1501	48	1054	114	97	87.475%

WESTERN REGION-- SEVENTH DISTRICT-- (9 Posts)

Post	Location	Last Transmittal	Prior Year Mbrs	Curr Year Mbrs	4/3/2019 100% Target Goal	Curr Year Goal	New Mbrs	Ren Mbrs	Paid Up For Life	On-line	Per Cent of Goal
7 *	PULASKI	3/20/2019	121	122	122	122	4	103	8	7	100.000%
9 ***	WYTHEVILLE	3/27/2019	112	115	113	113	6	66	31	12	101.770%
18	MARION	1/2/2019	59	47	60	60	2	34	6	5	78.333%
20	BLAND	2/27/2019	50	43	51	51	1	36	3	3	84.314%

WESTERN REGION-- SEVENTH DISTRICT-- (9 Posts)

Post	Location	Last Transmittal	Prior Year Mbrs	Curr Year Mbrs	4/3/2019 100% Target Goal	Curr Year Goal	New Mbrs	Ren Mbrs	Paid Up For Life	On-line	Per Cent of Goal
58 ***	DUBLIN	3/26/2019	45	57	46	46	10	46	1	0	123.913%
68	NARROWS	2/8/2019	85	72	86	86	3	49	18	2	83.721%
229	RURAL RETREAT	3/20/2019	135	132	136	136	2	86	32	12	97.059%
245 ***	GALAX	3/26/2019	126	131	127	127	9	102	12	8	103.150%
311 ***	PEMBROKE	3/7/2019	45	47	46	46	4	36	3	4	102.174%
CDR: BILL HOGG (311)			778	766	787	787	41	558	114	53	97.332%

WESTERN REGION-- EIGHTH DISTRICT-- (12 Posts)

Post	Location	Last Transmittal	Prior Year Mbrs	Curr Year Mbrs	4/3/2019 100% Target Goal	Curr Year Goal	New Mbrs	Ren Mbrs	Paid Up For Life	On-line	Per Cent of Goal
12	ABINGDON	3/20/2019	89	74	90	90	0	55	12	7	82.222%
14	POCAHONTAS	3/13/2019	85	73	86	86	3	59	7	4	84.884%
122	BLUEFIELD	9/10/2018	21	16	22	22	0	2	14	0	72.727%
133 ***	TAZEWELL	3/6/2019	104	108	105	105	6	83	10	9	102.857%
135	DAMASCUS	2/13/2019	37	33	38	38	0	28	2	3	86.842%
164	GRUNDY	3/20/2019	359	330	360	360	1	239	76	14	91.667%
185	JONESVILLE	2/6/2019	47	44	48	48	0	32	6	6	91.667%
208	LEBANON	2/5/2019	75	70	76	76	2	56	9	3	92.105%
227	CLINTWOOD	9/25/2018	17	14	18	18	0	11	3	0	77.778%
243	NORTON	3/13/2019	81	78	82	82	10	57	6	5	95.122%
265	GATE CITY	2/26/2019	111	104	112	112	3	95	1	5	92.857%
775	POCAHONTAS SCC	1/2/2019	19	14	20	20	2	9	0	3	70.000%
CDR: PERRY JOHNSON(133)			1045	958	1057	1057	27	726	146	59	90.634%

WESTERN REGION-- NINTH DISTRICT-- (9 Posts)

Post	Location	Last Transmittal	Prior Year Mbrs	Curr Year Mbrs	4/3/2019 100% Target Goal	Curr Year Goal	New Mbrs	Ren Mbrs	Paid Up For Life	On-line	Per Cent of Goal
3	ROANOKE	3/20/2019	362	335	363	363	21	220	47	47	92.287%
4	COVINGTON	1/16/2019	54	48	55	55	0	40	5	3	87.273%
30	RADFORD	3/20/2019	30	26	31	31	0	18	5	3	83.871%
59 ***	CHRISTIANSBURG	3/13/2019	78	80	79	79	4	59	12	5	101.266%
80	VINTON	3/20/2019	81	71	82	82	1	55	12	3	86.585%
93	BUCHANAN	1/2/2019	49	48	50	50	0	29	8	11	96.000%
182	BLACKSBURG	3/6/2019	45	37	46	46	1	22	7	7	80.435%
240 ***	TROUTVILLE	2/14/2019	47	51	48	48	3	34	13	1	106.250%
248	ROANOKE	3/13/2019	72	69	73	73	2	44	16	7	94.521%
CDR: GENE MALINOWSKI (5)			818	765	827	827	32	521	125	87	92.503%

WESTERN REGION-- TENTH DISTRICT-- (11 Posts)

Post	Location	Last Transmittal	Prior Year Mbrs	Curr Year Mbrs	4/3/2019 100% Target Goal	Curr Year Goal	New Mbrs	Ren Mbrs	Paid Up For On-line Life	Per Cent of Goal
16	LYNCHBURG	3/27/2019	934	891	935	935	82	681	33	95 95.294%
17 ***	LOVINGSTON	3/13/2019	60	63	61	61	3	49	6	5 103.279%
36 *	ALTAVISTA	3/6/2019	51	52	52	52	3	37	5	7 100.000%
52	BROOKNEAL	3/6/2019	41	36	42	42	2	33	1	0 85.714%
54	BEDFORD	3/6/2019	132	118	133	133	2	79	22	15 88.722%
62 *	SMITH MTN LAKE	3/13/2019	31	32	32	32	1	15	5	11 100.000%
104	APPOMATTOX	3/27/2019	155	142	156	156	13	95	17	17 91.026%
134 ***	DILLWYN	3/6/2019	31	34	32	32	4	29	0	1 106.250%
217	BIG ISLAND	10/31/2018	22	21	23	23	0	20	1	0 91.304%
269 *	CUMBERLAND	2/26/2019	33	34	34	34	3	29	1	1 100.000%
274 ***	MADISON HEIGHTS	2/27/2019	77	80	78	78	2	71	4	3 102.564%
CDR: MICHAEL TOMLIN (21			1567	1503	1578	1578	115	1138	95	155 95.247%

*** POSTS EQUALING OR SURPASSING THEIR PRIOR YEAR MEMBERSHIP**

***** POSTS EQUALING OR SURPASSING THEIR CURRENT YEAR GOAL**

+ POSTS EQUALING OR SURPASSING THEIR TARGET GOAL