
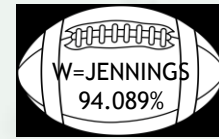

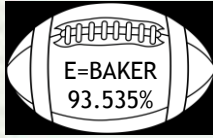


# “100% for 100 YEARS”

## “TOUCHDOWN”



### Department of Virginia **TEAM VIRGINIA**

April 17, 2019

**Congratulations** to **DISTRICT 2** for making 100%! They are close to taking first position...great efforts!

**Congratulations** to 2 more Posts that made Touchdown this week:

Post 327 (100.222%) in Norfolk, Commander Moore, District 2 (E)  
Post 24 (100.138%) in Alexandria, Commander Gurka, District 17 (N)

The Department of Virginia traditional percent to goal is 95.527%. Since this is April, we have an opportunity to make 100% in the near future.

Department of Virginia Vice Commander Dudley and the North lead the Department with 97.754%. Is the North going to make 100%? Will the East or West take over the lead? Western Department Vice Commander Jennings holds second place with 94.089%. The West has held onto this position when historically they have dropped by this time of the year. They are going to be challenged shortly as the East and Department Vice Commander Baker have 93.535% to goal. This is a .479 point gain from last week and the largest gain of all 3 regions.

Districts, for the most part, have not changed much. Districts 1, 15, & 17 have each advanced 1 position.

The renewing of members for the years 2014, 2015, and 2016 and who were not members in 2017, is a program still in progress. Each post will receive \$5 for each renewal provided the member is a member of your post when renewed. This program expires in May...not too far away. Don't hold onto any payments as receipts have to be timely received by National.

We all have a great opportunity to make our Department 100% this year! All posts that have not made 100% yet, can give us the boost to make goal! Every member and every post counts!

For God and Country,  
A.B. Brown

Our national position as of April 14, 2019 is 17

58, 329, 342, 94, 240, 45, 1775, 128, 134, 81, 113, 221, 1799, 40, 136, 201, 1995, 194, 32, 65, 295, 252, 35,147, 9, 245, 17, 2001, 148, 311, 34, 133, 36, 62, 274, 1836, 37, 129, 176, 59, 269, 1991, 7, 25, 364, 111, 354, 90, 175, 188, 77, 10, 93, 243, 180, 21, 165, 290, 5, 44, 280, 293, 327, 24

- 16<sup>th</sup>
- 2<sup>nd</sup>
- 7<sup>th</sup>
- 17<sup>th</sup>
- 15<sup>th</sup>
- 10<sup>th</sup>
- 13<sup>th</sup>
- 5<sup>th</sup>
- 9<sup>th</sup>
- 8<sup>th</sup>
- 3<sup>rd</sup>
- 12<sup>th</sup>
- 1<sup>st</sup>
- 4<sup>th</sup>
- 14<sup>th</sup>
- 11<sup>th</sup>
- 6<sup>th</sup>



### TOUCHDOWNS



**THE AMERICAN LEGION**  
**DEPARTMENT OF VIRGINIA**  
**REGION AND DISTRICT STANDINGS**  
AS OF 4/17/2019

**Regional Standings**

<b>Region</b>	<b>Stand-ings</b>	<b>Prior Year Mbrs</b>	<b>Curr Year Mbrs</b>	<b>Curr Year Goal</b>	<b>New Mbrs</b>	<b>Ren Mbrs</b>	<b>Paid Up For Life</b>	<b>Online</b>	<b>Per Cent of Goal</b>
NORTHERN	1	14938	14668	15005	923	8123	2143	3479	97.754%
WESTERN	2	6971	6622	7038	364	4976	676	606	94.089%
EASTERN	3	11598	10937	11693	813	6661	1360	2104	93.535%

**District Standings**

<b>District</b>		<b>Prior Year Mbrs</b>	<b>Curr Year Mbrs</b>	<b>Curr Year Goal</b>	<b>New Mbrs</b>	<b>Ren Mbrs</b>	<b>Paid Up For Life</b>	<b>Online</b>	<b>Per Cent of Goal</b>
SIXTEENTH	1	4236	4293	4253	400	2080	652	1161	100.941%
SECOND	2	2705	2730	2719	331	1572	261	566	100.405%
SEVENTH	3	778	769	787	41	560	114	54	97.713%
SEVENTEENTH	4	5949	5795	5967	291	2929	924	1651	97.117%
FIFTEENTH	5	1854	1804	1861	77	1343	169	215	96.937%
TENTH	6	1567	1526	1578	124	1148	95	159	96.705%
THIRTEENTH	7	2038	1976	2048	123	1208	275	370	96.484%
FIFTH	8	1275	1220	1288	68	933	81	138	94.720%
NINTH	9	818	779	827	37	527	126	89	94.196%
EIGHTH	10	1045	991	1057	44	740	146	61	93.756%
THIRD	11	2495	2308	2511	151	1323	370	464	91.916%
TWELFTH	12	1531	1422	1549	102	889	173	258	91.801%
FIRST	13	608	560	612	34	330	66	130	91.503%
FOURTH	14	1457	1345	1471	74	940	150	182	91.434%
FOURTEENTH	15	861	800	876	32	563	123	82	91.324%
ELEVENTH	16	2802	2572	2831	121	1607	340	504	90.851%
SIXTH	17	1488	1337	1501	50	1068	114	105	89.074%
<b>TRADITIONAL:</b>		33507	32227	33736	2100	19760	4179	6189	95.527%
<b>POST 141:</b>		8062	6484	7577	46	3705	700	2033	85.575%
<b>CYBERPOST 1919:</b>	1	1	1	1	0	1	0		100.000%
<b>SUBTOTAL:</b>		41570	38712	41314	2146	23466	4879	8222	93.702%
<b>NEW DMS:</b>			0	0					
<b>OVERALL TOTAL</b>			38712	41314					

**YEAR TO DATE TOTALS AND SUMMARY**

<b>CURRENT YEAR GOAL:</b>	41314
<b>MEMBERSHIP AS OF 4/17/2019 :</b>	38712
<b>REMAINDER TO MEET GOAL:</b>	2602

**EASTERN REGION-- FIRST DISTRICT-- (4 Posts)**

Post	Location	Last Transmittal	Prior Year Mbrs	Curr Year Mbrs	4/17/2019 100% Target Goal	Curr Year Goal	New Mbrs	Ren Mbrs	Paid Up For Life	On-line	Per Cent of Goal
56	NORTHAMPTON	4/2/2019	243	225	244	244	18	129	21	57	92.213%
100	PARKSLEY	4/17/2019	31	28	32	32	2	13	5	8	87.500%
101	ONANCOCK	12/19/2018	17	14	18	18	0	5	7	2	77.778%
159	CHINCOTEAGUE	4/17/2019	317	293	318	318	14	183	33	63	92.138%
<b>CDR: JAMES RUSSELL</b>			608	560	612	612	34	330	66	130	91.503%

**EASTERN REGION-- SECOND DISTRICT-- (14 Posts)**

Post	Location	Last Transmittal	Prior Year Mbrs	Curr Year Mbrs	4/17/2019 100% Target Goal	Curr Year Goal	New Mbrs	Ren Mbrs	Paid Up For Life	On-line	Per Cent of Goal
5 ***	NORFOLK	4/10/2019	115	142	116	116	27	82	12	21	122.414%
35 ***	NORFOLK	4/17/2019	90	101	91	91	10	40	6	45	110.989%
37 ***	NORFOLK	4/17/2019	289	318	290	290	129	164	6	19	109.655%
60	NORFOLK	4/17/2019	59	49	60	60	1	28	4	16	81.667%
81 ***	VIRGINIA BEACH	4/10/2019	22	24	23	23	2	16	5	1	104.348%
110	VIRGINIA BEACH	4/17/2019	346	326	347	347	1	179	55	91	93.948%
113 ***	PRINCESS ANNE	4/3/2019	66	78	67	67	7	37	8	26	116.418%
118	NORFOLK	1/2/2019	18	13	19	19	0	6	3	4	68.421%
190	PORTSMOUTH	4/17/2019	256	233	257	257	19	179	15	20	90.661%
204	NORFOLK	4/16/2019	47	46	48	48	5	36	0	5	95.833%
280 ***	CHESAPEAKE	4/17/2019	406	409	407	407	31	211	57	110	100.491%
310	CHURCHLAND	4/3/2019	65	65	66	66	1	42	6	16	98.485%
327 ***	NORFOLK	4/17/2019	900	903	901	901	90	539	82	192	100.222%
1992	VIRGINIA BEACH	4/2/2019	26	23	27	27	8	13	2	0	85.185%
<b>CDR: JOHN SCHENK, SR (327</b>			2705	2730	2719	2719	331	1572	261	566	100.405%

**EASTERN REGION-- THIRD DISTRICT-- (16 Posts)**

Post	Location	Last Transmittal	Prior Year Mbrs	Curr Year Mbrs	4/17/2019 100% Target Goal	Curr Year Goal	New Mbrs	Ren Mbrs	Paid Up For Life	On-line	Per Cent of Goal
25 ***	NEWPORT NEWS	4/17/2019	405	409	406	406	58	222	46	83	100.739%
31	HAMPTON	4/3/2019	63	60	64	64	0	29	17	14	93.750%
39	WILLIAMSBURG	4/1/2019	106	104	107	107	1	59	15	29	97.196%
48	HAMPTON	3/20/2019	96	90	97	97	3	39	25	23	92.784%
61	CHARLES CITY	4/17/2019	41	32	42	42	1	25	1	5	76.190%
67	HAMPTON	4/17/2019	178	138	179	179	13	79	32	14	77.095%
75	GLOUCESTER	4/8/2019	185	181	186	186	11	98	36	36	97.312%
83	MATHEWS	2/27/2019	166	155	167	167	2	110	18	25	92.814%
165 ***	YORKTOWN	3/29/2019	29	31	30	30	1	18	6	6	103.333%
172	WEST POINT	12/19/2018	16	11	17	17	0	7	3	1	64.706%
273	POQUOSON	3/6/2019	127	121	128	128	6	65	28	22	94.531%
314	AYLETT	1/31/2019	29	28	30	30	1	13	10	4	93.333%

**EASTERN REGION-- THIRD DISTRICT-- (16 Posts)**

Post	Location	Last Transmittal	Prior Year Mbrs	Curr Year Mbrs	4/17/2019 100% Target Goal	Curr Year Goal	New Mbrs	Ren Mbrs	Paid Up For Life	On-line	Per Cent of Goal
368	NEWPORT NEWS	4/17/2019	911	814	912	912	51	493	110	160	89.254%
1776	WILLIAMSBURG	4/3/2019	84	76	85	85	1	39	11	25	89.412%
1991 ***	TABB	3/13/2019	39	41	40	40	2	27	4	8	102.500%
1997	HAMPTON	4/3/2019	20	17	21	21	0	0	8	9	80.952%
<b>CDR: RICHARD WARD (75)</b>			2495	2308	2511	2511	151	1323	370	464	91.916%

**EASTERN REGION-- FOURTH DISTRICT-- (14 Posts)**

Post	Location	Last Transmittal	Prior Year Mbrs	Curr Year Mbrs	4/17/2019 100% Target Goal	Curr Year Goal	New Mbrs	Ren Mbrs	Paid Up For Life	On-line	Per Cent of Goal
2	PETERSBURG	4/17/2019	368	333	369	369	23	219	38	53	90.244%
46	EMPORIA	3/6/2019	33	26	34	34	0	22	2	2	76.471%
49	SMITHFIELD	3/27/2019	154	154	155	155	6	107	13	28	99.355%
57	SUFFOLK	4/10/2019	77	72	78	78	1	60	5	6	92.308%
73	FRANKLIN	4/3/2019	81	74	82	82	2	51	11	10	90.244%
88	SUFFOLK	4/2/2019	78	77	79	79	6	40	11	21	97.468%
120	DISPUTANTA	4/3/2019	126	115	127	127	10	72	21	12	90.551%
146	HOPEWELL	4/1/2019	343	341	344	344	21	251	36	33	99.128%
149	DINWIDDIE	4/3/2019	33	33	34	34	1	22	3	7	97.059%
151	EMPORIA	9/26/2018	72	43	73	73	0	39	3	1	58.904%
160	SURRY	12/18/2018	40	38	41	41	4	24	5	5	92.683%
191	WAVERLY	3/13/2019	14	13	15	15	0	10	0	3	86.667%
264	JARRATT	3/26/2019	20	15	21	21	0	12	2	1	71.429%
276	BOYKINS	9/19/2018	18	11	19	19	0	11	0	0	57.895%
<b>CDR: M COMBO-FARRIS(120)</b>			1457	1345	1471	1471	74	940	150	182	91.434%

**EASTERN REGION-- ELEVENTH DISTRICT-- (20 Posts)**

Post	Location	Last Transmittal	Prior Year Mbrs	Curr Year Mbrs	4/17/2019 100% Target Goal	Curr Year Goal	New Mbrs	Ren Mbrs	Paid Up For Life	On-line	Per Cent of Goal
1	RICHMOND	4/17/2019	141	85	142	142	8	36	18	23	59.859%
38	RICHMOND	11/1/2018	19	10	20	20	0	8	1	1	50.000%
84	RICHMOND	4/10/2019	117	111	118	118	6	71	19	15	94.068%
87	AMELIA	3/28/2019	50	48	51	51	2	34	10	2	94.118%
91	CHESTERFIELD	10/16/2018	5	4	15	15	0	0	2	2	26.667%
108	RICHMOND	2/20/2019	20	16	21	21	0	12	3	1	76.190%
125	RICHMOND	4/9/2019	104	89	105	105	6	69	6	8	84.762%
136 ***	ETTRICK	1/2/2019	19	22	20	20	0	20	0	2	110.000%
137	RICHMOND	4/17/2019	153	129	154	154	4	83	20	22	83.766%
144	HIGHLAND SPRINGS	4/3/2019	187	172	188	188	14	116	20	22	91.489%
186	MIDLOTHIAN	4/10/2019	369	352	370	370	15	225	36	76	95.135%
189	RICHMOND	2/20/2019	26	22	27	27	0	13	7	2	81.481%

**EASTERN REGION-- ELEVENTH DISTRICT-- (20 Posts)**

Post	Location	Last Transmittal	Prior Year Mbrs	Curr Year Mbrs	4/17/2019 100% Target Goal	Curr Year Goal	New Mbrs	Ren Mbrs	Paid Up For Life	On-line	Per Cent of Goal
201 ***	POWHATAN	2/20/2019	100	107	101	101	2	75	16	14	105.941%
210	RICHMOND	2/21/2019	14	14	15	15	0	10	2	2	93.333%
233	RICHMOND	3/20/2019	59	52	60	60	0	41	7	4	86.667%
242	SANDSTON	4/16/2019	71	71	72	72	3	57	7	4	98.611%
244	GLEN ALLEN	4/17/2019	109	102	110	110	1	74	7	20	92.727%
284	COLONIAL HEIGHTS	4/3/2019	1075	1001	1076	1076	51	573	150	227	93.030%
354 ***	RICHMOND	4/16/2019	124	129	125	125	9	69	4	47	103.200%
361	RICHMOND	1/23/2019	40	36	41	41	0	21	5	10	87.805%
<b>CDR: JAMES WALSH (244)</b>			2802	2572	2831	2831	121	1607	340	504	90.851%

**EASTERN REGION-- TWELFTH DISTRICT-- (14 Posts)**

Post	Location	Last Transmittal	Prior Year Mbrs	Curr Year Mbrs	4/17/2019 100% Target Goal	Curr Year Goal	New Mbrs	Ren Mbrs	Paid Up For Life	On-line	Per Cent of Goal
55	FREDERICKSBURG	4/3/2019	227	207	228	228	35	136	22	14	90.789%
64	TAPPAHANNOCK	3/20/2019	45	40	46	46	0	25	3	12	86.957%
82	SALUDA	2/6/2019	23	19	24	24	0	3	6	10	79.167%
86	KILMARNOCK	3/6/2019	75	71	76	76	1	43	12	15	93.421%
89	KING GEORGE	4/17/2019	162	142	163	163	1	75	33	33	87.117%
115	FARNHAM	10/31/2018	18	5	19	19	1	4	0	0	26.316%
117	REEDVILLE	3/26/2019	127	120	128	128	3	96	10	11	93.750%
148 ***	COLONIAL BEACH	4/17/2019	279	293	280	280	41	192	16	44	104.643%
221 ***	CAROLINE COUNTY	1/9/2019	38	40	39	39	4	24	4	8	102.564%
241 *	STORMONT	9/4/2018	10	11	15	15	2	9	0	0	73.333%
252 *	MONTROSS	1/30/2019	60	61	61	61	0	43	10	8	100.000%
320	SPOTSYLVANIA	4/17/2019	381	332	382	382	12	173	50	97	86.911%
329 ***	DAHLGREN	11/14/2018	40	42	41	41	2	38	2	0	102.439%
401	WARSAW	2/6/2019	46	39	47	47	0	28	5	6	82.979%
<b>CDR: DONNELL JOHNSON (5)</b>			1531	1422	1549	1549	102	889	173	258	91.801%

**NORTHERN REGION-- THIRTEENTH DISTRICT-- (10 Posts)**

Post	Location	Last Transmittal	Prior Year Mbrs	Curr Year Mbrs	4/17/2019 100% Target Goal	Curr Year Goal	New Mbrs	Ren Mbrs	Paid Up For Life	On-line	Per Cent of Goal
74	CHARLOTTESVILLE	4/17/2019	797	761	798	798	55	442	140	124	95.363%
90 ***	BEAVERDAM	3/26/2019	58	60	59	59	10	35	5	10	101.695%
116	LOUISA	4/17/2019	122	119	123	123	3	70	13	33	96.748%
128 ***	STANARDSVILLE	4/17/2019	92	109	93	93	7	89	4	9	117.204%
156	ORANGE	4/17/2019	173	163	174	174	5	115	19	24	93.678%
157	MADISON	2/14/2019	129	117	130	130	8	63	18	28	90.000%
175 ***	MECHANICSVILLE	4/3/2019	333	338	334	334	12	218	34	74	101.198%
206	ASHLAND	3/26/2019	35	33	36	36	0	25	5	3	91.667%

**NORTHERN REGION-- THIRTEENTH DISTRICT-- (10 Posts)**

Post	Location	Last Transmittal	Prior Year Mbrs	Curr Year Mbrs	4/17/2019 100% Target Goal	Curr Year Goal	New Mbrs	Ren Mbrs	Paid Up For On-line Life	Per Cent of Goal	
215	GOOCHLAND	4/11/2019	140	127	141	141	12	68	21	26	90.071%
2003	FLUVANNA COUNTY	4/17/2019	159	149	160	160	11	83	16	39	93.125%
<b>CDR: PHIL GRIMM (74)</b>			2038	1976	2048	2048	123	1208	275	370	96.484%

**NORTHERN REGION-- FOURTEENTH DISTRICT-- (10 Posts)**

Post	Location	Last Transmittal	Prior Year Mbrs	Curr Year Mbrs	4/17/2019 100% Target Goal	Curr Year Goal	New Mbrs	Ren Mbrs	Paid Up For On-line Life	Per Cent of Goal	
13	STAUNTON	4/17/2019	165	155	171	171	10	108	17	20	90.643%
27	DAYTON	4/17/2019	192	174	193	193	4	126	26	18	90.155%
76	HARRISONBURG	12/5/2018	35	33	36	36	0	27	5	1	91.667%
92	BATH COUNTY	4/8/2019	14	12	15	15	0	8	3	1	80.000%
126	BUENA VISTA	3/6/2019	78	74	79	79	2	58	8	6	93.671%
188 ***	HARRISONBURG	3/27/2019	176	178	177	177	13	136	10	19	100.565%
222	ELKTON	9/25/2018	14	12	15	15	0	11	0	1	80.000%
278	PLAINS DISTRICT	9/10/2018	21	19	22	22	0	0	19	0	86.364%
291	LEXINGTON	12/5/2018	14	11	15	15	0	9	0	2	73.333%
340	EAST AUGUSTA COU	4/17/2019	152	132	153	153	3	80	35	14	86.275%
<b>CDR: JOE MCGUGAN(340)</b>			861	800	876	876	32	563	123	82	91.324%

**NORTHERN REGION-- FIFTEENTH DISTRICT-- (7 Posts)**

Post	Location	Last Transmittal	Prior Year Mbrs	Curr Year Mbrs	4/17/2019 100% Target Goal	Curr Year Goal	New Mbrs	Ren Mbrs	Paid Up For On-line Life	Per Cent of Goal	
21 ***	WINCHESTER	4/17/2019	455	467	456	456	37	350	41	39	102.412%
22	LURAY	4/3/2019	70	63	71	71	2	39	13	9	88.732%
41	BERRYVILLE	2/20/2019	173	166	174	174	2	126	6	32	95.402%
53	FRONT ROYAL	4/16/2019	339	317	340	340	10	235	38	34	93.235%
77 ***	STRASBURG	4/3/2019	280	284	281	281	17	224	18	25	101.068%
166	NEW MARKET	4/3/2019	147	141	148	148	1	95	24	21	95.270%
199	WOODSTOCK	4/17/2019	390	366	391	391	8	274	29	55	93.606%
<b>CDR: G. NELSON RITTER (21)</b>			1854	1804	1861	1861	77	1343	169	215	96.937%

**NORTHERN REGION-- SIXTEENTH DISTRICT-- (17 Posts)**

Post	Location	Last Transmittal	Prior Year Mbrs	Curr Year Mbrs	4/17/2019 100% Target Goal	Curr Year Goal	New Mbrs	Ren Mbrs	Paid Up For On-line Life	Per Cent of Goal	
10 ***	MANASSAS	4/17/2019	789	801	790	790	59	394	112	236	101.392%
28	TRIANGLE	4/3/2019	276	265	277	277	23	130	43	69	95.668%
34 ***	LEESBURG	3/6/2019	89	95	90	90	8	42	23	22	105.556%
72	WARRENTON	4/3/2019	417	412	418	418	23	232	55	102	98.565%
114	MANASSAS	2/20/2019	57	48	58	58	5	25	14	4	82.759%

**NORTHERN REGION-- SIXTEENTH DISTRICT-- (17 Posts)**

Post	Location	Last Transmittal	Prior Year Mbrs	Curr Year Mbrs	4/17/2019 100% Target Goal	Curr Year Goal	New Mbrs	Ren Mbrs	Paid Up For Life	On-line	Per Cent of Goal
150	STERLING PARK	4/8/2019	94	93	95	95	1	50	16	26	97.895%
158	MANASSAS	9/10/2018	28	18	29	29	0	13	5	0	62.069%
247	REMINGTON	4/17/2019	93	91	94	94	6	28	25	32	96.809%
290 ***	STAFFORD	4/17/2019	705	716	706	706	92	352	86	186	101.416%
293 ***	PURCELLVILLE	4/17/2019	213	215	214	214	41	89	15	70	100.467%
295 ***	MIDDLEBURG	3/20/2019	22	26	23	23	4	16	1	5	113.043%
330	CULPEPER	4/16/2019	179	167	180	180	6	100	25	36	92.778%
360	WARRENTON	4/3/2019	29	25	30	30	0	17	7	1	83.333%
364 ***	WOODBIDGE	4/17/2019	1003	1053	1004	1004	89	486	190	288	104.880%
1799 ***	HAYMARKET	2/6/2019	112	117	113	113	13	42	16	46	103.540%
1836 ***	LOVETTSVILLE	2/27/2019	40	49	41	41	13	34	2	0	119.512%
2001 ***	ASHBURN	4/16/2019	90	102	91	91	17	30	17	38	112.088%
<b>CDR: SONNIE DICKERSON (3)</b>			4236	4293	4253	4253	400	2080	652	1161	100.941%

**NORTHERN REGION-- SEVENTEENTH DISTRICT-- (18 Posts)**

Post	Location	Last Transmittal	Prior Year Mbrs	Curr Year Mbrs	4/17/2019 100% Target Goal	Curr Year Goal	New Mbrs	Ren Mbrs	Paid Up For Life	On-line	Per Cent of Goal
24 ***	ALEXANDRIA	4/17/2019	724	726	725	725	37	285	126	278	100.138%
44 *	ARLINGTON	4/4/2019	82	83	83	83	2	49	16	16	100.000%
85	ARLINGTON	4/16/2019	146	136	147	147	11	72	16	37	92.517%
123	GREENSPRING	3/6/2019	55	50	56	56	3	30	16	1	89.286%
129 ***	ALEXANDRIA	4/3/2019	17	21	18	18	0	8	5	8	116.667%
130	FALLS CHURCH	4/16/2019	213	188	214	214	6	108	24	50	87.850%
139	ARLINGTON	4/17/2019	250	224	251	251	6	116	38	64	89.243%
162	LORTON	4/17/2019	398	335	399	399	9	179	40	107	83.960%
176 ***	SPRINGFIELD	4/3/2019	1376	1409	1377	1377	70	693	229	417	102.324%
177	FAIRFAX	4/17/2019	971	927	972	972	32	476	143	276	95.370%
180 ***	VIENNA	4/17/2019	648	661	649	649	70	361	76	154	101.849%
184	HERNDON	3/26/2019	200	200	201	201	2	93	44	61	99.502%
194 ***	ARLINGTON	3/13/2019	44	46	45	45	3	34	8	1	102.222%
225	FALLS CHURCH	9/10/2018	29	27	30	30	0	19	8	0	90.000%
270	McLEAN	4/11/2019	313	267	314	314	23	138	45	61	85.032%
1775 ***	FORT BELVOIR	3/6/2019	40	53	41	41	0	27	14	12	129.268%
1976	ANNANDALE	4/17/2019	311	289	312	312	15	180	37	57	92.628%
1995 ***	CENTREVILLE	4/3/2019	132	153	133	133	2	61	39	51	115.038%
<b>CDR: TOMMY POWELL (130)</b>			5949	5795	5967	5967	291	2929	924	1651	97.117%

**WESTERN REGION-- FIFTH DISTRICT-- (13 Posts)**

Post	Location	Last Transmittal	Prior Year Mbrs	Curr Year Mbrs	4/17/2019 100% Target Goal	Curr Year Goal	New Mbrs	Ren Mbrs	Paid Up For Life	On-line	Per Cent of Goal
------	----------	------------------	-----------------	----------------	----------------------------	----------------	----------	----------	------------------	---------	------------------

**WESTERN REGION-- FIFTH DISTRICT-- (13 Posts)**

Post	Location	Last Transmittal	Prior Year Mbrs	Curr Year Mbrs	4/17/2019 100% Target Goal	Curr Year Goal	New Mbrs	Ren Mbrs	Paid Up For Life	On-line	Per Cent of Goal
8	SOUTH BOSTON	4/10/2019	270	264	271	271	14	209	18	23	97.417%
32 ***	FARMVILLE	4/8/2019	38	50	39	39	8	33	2	7	128.205%
40 *	BLACKSTONE	12/18/2018	17	18	18	18	1	13	4	0	100.000%
43	CHASE CITY	3/6/2019	83	75	84	84	0	66	5	4	89.286%
45 ***	CLARKSVILLE	2/13/2019	42	47	43	43	2	23	6	16	109.302%
50	CREWE	4/17/2019	45	37	46	46	0	16	8	13	80.435%
65 ***	LAWRENCEVILLE	2/7/2019	20	22	21	21	3	18	1	0	104.762%
79	SOUTH HILL	4/8/2019	381	345	382	382	5	282	14	44	90.314%
94 ***	ALBERTA	10/17/2018	15	19	16	16	3	14	1	1	118.750%
99	HALIFAX	4/9/2019	183	161	184	184	17	125	9	10	87.500%
147 ***	KENBRIDGE	3/20/2019	51	53	52	52	5	33	9	6	101.923%
260	KEYSVILLE	4/4/2019	102	90	103	103	1	71	4	14	87.379%
342 ***	VOLENS	4/16/2019	28	39	29	29	9	30	0	0	134.483%
<b>CDR: TOM HART (147)</b>			1275	1220	1288	1288	68	933	81	138	94.720%

**WESTERN REGION-- SIXTH DISTRICT-- (13 Posts)**

Post	Location	Last Transmittal	Prior Year Mbrs	Curr Year Mbrs	4/17/2019 100% Target Goal	Curr Year Goal	New Mbrs	Ren Mbrs	Paid Up For Life	On-line	Per Cent of Goal
6	ROCKY MOUNT	4/3/2019	87	77	88	88	1	67	5	4	87.500%
11	BASSETT	12/19/2018	40	30	41	41	0	23	4	3	73.171%
29	DANVILLE	4/11/2019	166	163	167	167	4	146	8	5	97.605%
42	MARTINSVILLE	4/10/2019	94	80	95	95	2	62	6	10	84.211%
47	CHATHAM	4/3/2019	21	8	22	22	0	0	2	6	36.364%
78	MARTINSVILLE	4/11/2019	190	177	191	191	4	148	12	13	92.670%
96	CALLAWAY	12/19/2018	15	14	16	16	0	13	0	1	87.500%
105	STUART	3/6/2019	65	58	66	66	1	44	7	6	87.879%
111 *	ROCKY MOUNT	3/20/2019	38	39	39	39	4	19	11	5	100.000%
127	FLOYD	3/20/2019	76	71	77	77	3	52	10	6	92.208%
232	GRETNA	3/6/2019	92	80	93	93	4	67	3	6	86.022%
325	DANVILLE	4/3/2019	278	250	279	279	3	209	19	19	89.606%
1097	DANVILLE	4/17/2019	326	290	327	327	24	218	27	21	88.685%
<b>CDR: ANN BOWER</b>			1488	1337	1501	1501	50	1068	114	105	89.074%

**WESTERN REGION-- SEVENTH DISTRICT-- (9 Posts)**

Post	Location	Last Transmittal	Prior Year Mbrs	Curr Year Mbrs	4/17/2019 100% Target Goal	Curr Year Goal	New Mbrs	Ren Mbrs	Paid Up For Life	On-line	Per Cent of Goal
7 ***	PULASKI	4/2/2019	121	124	122	122	4	105	8	7	101.639%
9 ***	WYTHEVILLE	3/27/2019	112	115	113	113	6	66	31	12	101.770%
18	MARION	1/2/2019	59	47	60	60	2	34	6	5	78.333%
20	BLAND	4/3/2019	50	44	51	51	1	36	3	4	86.275%



**WESTERN REGION-- SEVENTH DISTRICT-- (9 Posts)**

Post	Location	Last Transmittal	Prior Year Mbrs	Curr Year Mbrs	4/17/2019 100% Target Goal	Curr Year Goal	New Mbrs	Ren Mbrs	Paid Up For Life	On-line	Per Cent of Goal
58 ***	DUBLIN	3/26/2019	45	57	46	46	10	46	1	0	123.913%
68	NARROWS	2/8/2019	85	72	86	86	3	49	18	2	83.721%
229	RURAL RETREAT	3/20/2019	135	132	136	136	2	86	32	12	97.059%
245 ***	GALAX	3/26/2019	126	131	127	127	9	102	12	8	103.150%
311 ***	PEMBROKE	3/7/2019	45	47	46	46	4	36	3	4	102.174%
<b>CDR: BILL HOGG (311)</b>			778	769	787	787	41	560	114	54	97.713%

**WESTERN REGION-- EIGHTH DISTRICT-- (12 Posts)**

Post	Location	Last Transmittal	Prior Year Mbrs	Curr Year Mbrs	4/17/2019 100% Target Goal	Curr Year Goal	New Mbrs	Ren Mbrs	Paid Up For Life	On-line	Per Cent of Goal
12	ABINGDON	4/3/2019	89	75	90	90	0	56	12	7	83.333%
14	POCAHONTAS	4/8/2019	85	75	86	86	3	61	7	4	87.209%
122	BLUEFIELD	9/10/2018	21	16	22	22	0	2	14	0	72.727%
133 ***	TAZEWELL	4/9/2019	104	112	105	105	7	86	10	9	106.667%
135	DAMASCUS	4/3/2019	37	34	38	38	0	29	2	3	89.474%
164	GRUNDY	4/11/2019	359	332	360	360	2	240	76	14	92.222%
185	JONESVILLE	4/3/2019	47	45	48	48	0	32	6	7	93.750%
208	LEBANON	2/5/2019	75	70	76	76	2	56	9	3	92.105%
227	CLINTWOOD	9/25/2018	17	14	18	18	0	11	3	0	77.778%
243 ***	NORTON	4/8/2019	81	93	82	82	25	57	6	5	113.415%
265	GATE CITY	4/3/2019	111	111	112	112	3	101	1	6	99.107%
775	POCAHONTAS SCC	1/2/2019	19	14	20	20	2	9	0	3	70.000%
<b>CDR: PERRY JOHNSON(133)</b>			1045	991	1057	1057	44	740	146	61	93.756%

**WESTERN REGION-- NINTH DISTRICT-- (9 Posts)**

Post	Location	Last Transmittal	Prior Year Mbrs	Curr Year Mbrs	4/17/2019 100% Target Goal	Curr Year Goal	New Mbrs	Ren Mbrs	Paid Up For Life	On-line	Per Cent of Goal
3	ROANOKE	4/17/2019	362	344	363	363	23	224	48	49	94.766%
4	COVINGTON	1/16/2019	54	48	55	55	0	40	5	3	87.273%
30	RADFORD	3/20/2019	30	26	31	31	0	18	5	3	83.871%
59 ***	CHRISTIANSBURG	3/13/2019	78	80	79	79	4	59	12	5	101.266%
80	VINTON	4/9/2019	81	73	82	82	1	57	12	3	89.024%
93 *	BUCHANAN	4/1/2019	49	50	50	50	2	29	8	11	100.000%
182	BLACKSBURG	3/6/2019	45	37	46	46	1	22	7	7	80.435%
240 ***	TROUTVILLE	4/8/2019	47	52	48	48	4	34	13	1	108.333%
248	ROANOKE	3/13/2019	72	69	73	73	2	44	16	7	94.521%
<b>CDR: GENE MALINOWSKI (5)</b>			818	779	827	827	37	527	126	89	94.196%

**WESTERN REGION-- TENTH DISTRICT-- (11 Posts)**

Post	Location	Last Transmittal	Prior Year Mbrs	Curr Year Mbrs	4/17/2019 100% Target Goal	Curr Year Goal	New Mbrs	Ren Mbrs	Paid Up For Life	On-line	Per Cent of Goal
16	LYNCHBURG	4/17/2019	934	902	935	935	87	685	33	97	96.471%
17 ***	LOVINGSTON	3/13/2019	60	63	61	61	3	49	6	5	103.279%
36 *	ALTAVISTA	3/6/2019	51	52	52	52	3	37	5	7	100.000%
52	BROOKNEAL	3/29/2019	41	37	42	42	2	34	1	0	88.095%
54	BEDFORD	4/3/2019	132	121	133	133	4	79	22	16	90.977%
62 ***	SMITH MTN LAKE	3/28/2019	31	33	32	32	1	16	5	11	103.125%
104	APPOMATTOX	4/3/2019	155	147	156	156	13	99	17	18	94.231%
134 ***	DILLWYN	3/6/2019	31	34	32	32	4	29	0	1	106.250%
217	BIG ISLAND	10/31/2018	22	21	23	23	0	20	1	0	91.304%
269 *	CUMBERLAND	2/26/2019	33	34	34	34	3	29	1	1	100.000%
274 ***	MADISON HEIGHTS	3/28/2019	77	82	78	78	4	71	4	3	105.128%
<b>CDR: MICHAEL TOMLIN (21</b>			1567	1526	1578	1578	124	1148	95	159	96.705%

**\* POSTS EQUALING OR SURPASSING THEIR PRIOR YEAR MEMBERSHIP**

**\*\*\* POSTS EQUALING OR SURPASSING THEIR CURRENT YEAR GOAL**

**+ POSTS EQUALING OR SURPASSING THEIR TARGET GOAL**