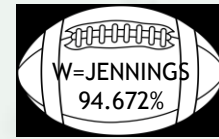

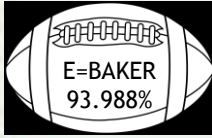


“100% for 100 YEARS”

“TOUCHDOWN”



Department of Virginia **TEAM VIRGINIA**

May 1, 2019

Our Department’s traditional membership is currently at 96.072% of goal...less than 4 points away of reaching 100% Are we close to achieving 100%? You bet we are! We have 71 Posts that made or exceeded “Touchdown”. This count represents approximately a third of all our Posts. About 2/3 of our Posts can bring us to the top! What a great opportunity! Lets do it!

Western Department Vice Commander Jennings with 94.672% of goal continues to hold second position. Traditionally, they end up in third position with the East passing them. Eastern Department Vice Commander Baker is actively discussing with his District Commanders on what actions to take to reach 100%. Northern Department Vice Commander Dudley, with 98.354% of goal, is moving closer to making a regional 100%...*KEEP GOING!*

Touchdowns! Congratulations to the following Posts:

- Post 39 (100.000%) in Williamsburg, Commander Adair, District 3 (E)
- Post 265 (100.000%) in Gate City, Commander Tipton, District 8 (W)
- Post 242 (100.000%) in Sandston, Commander Ancarrow, District 11 (E)
- Post 123 (100.000%) in Greenspring, Commander Massaro, District 17 (N)
- Post 184 (100.000%) in Herndon, Commander Womack, District 17 (N)
- Post 225 (100.000%) in Falls Church, Commander Chastain, District 17 (N)

The month of May is a busy month engaging in veteran activities and programs. With everything that is going on, lets continue with membership efforts well.

Post leadership, be sure to timely submit proper paperwork to the Department for certificates and awards...see valegion.org > **programs** > **membership**. For example, a post member that recruited one new member can receive a hat pin if a completed form (page 6) is received at Department Headquarters by May 10.

For God and Country,

A.B. Brown

Our national position as of April 28, 2019 is 17

58, 329, 342, 94, 240, 45, 1775, 128, 134, 81, 113, 221, 1799, 40,136, 201, 1995, 194, 32, 65, 295, 252, 35,147, 9, 245, 17, 2001, 148, 311, 34, 133, 36, 62, 274, 1836, 37, 129, 176, 59, 269, 1991, 7, 25, 364, 111, 354, 90, 175, 188, 77, 10, 93, 243, 180, 21, 165, 290, 5, 44, 280, 293, 327, 24, 310, 225, 265, 184,123, 242, 39

- 16th
- 2nd
- 7th
- 17th
- 15th
- 10th
- 13th
- 9th
- 5th
- 8th
- 3rd
- 4th
- 1st
- 12th
- 14th
- 11th
- 6th

TOUCHDOWNS



THE AMERICAN LEGION
DEPARTMENT OF VIRGINIA
REGION AND DISTRICT STANDINGS
AS OF 5/1/2019

Regional Standings

Region	Stand-ings	Prior Year Mbrs	Curr Year Mbrs	Curr Year Goal	New Mbrs	Ren Mbrs	Paid Up For Life	Online	Per Cent of Goal
NORTHERN	1	14938	14758	15005	957	8160	2143	3498	98.354%
WESTERN	2	6971	6663	7038	372	5003	676	612	94.672%
EASTERN	3	11598	10990	11693	843	6677	1360	2111	93.988%

District Standings

District		Prior Year Mbrs	Curr Year Mbrs	Curr Year Goal	New Mbrs	Ren Mbrs	Paid Up For Life	Online	Per Cent of Goal
SIXTEENTH	1	4236	4327	4253	416	2092	652	1167	101.740%
SECOND	2	2705	2736	2719	339	1568	261	568	100.625%
SEVENTH	3	778	778	787	41	569	114	54	98.856%
SEVENTEENTH	4	5949	5833	5967	303	2948	924	1658	97.754%
FIFTEENTH	5	1854	1810	1861	78	1347	169	216	97.260%
TENTH	6	1567	1534	1578	126	1154	95	159	97.212%
THIRTEENTH	7	2038	1984	2048	126	1210	275	373	96.875%
NINTH	8	818	792	827	40	531	126	95	95.768%
FIFTH	9	1275	1225	1288	70	936	81	138	95.109%
EIGHTH	10	1045	997	1057	45	745	146	61	94.324%
THIRD	11	2495	2327	2511	162	1328	370	467	92.672%
FOURTH	12	1457	1363	1471	80	951	150	183	92.658%
FIRST	13	608	564	612	36	332	66	130	92.157%
TWELFTH	14	1531	1427	1549	103	892	173	259	92.124%
FOURTEENTH	15	861	804	876	34	563	123	84	91.781%
ELEVENTH	16	2802	2573	2831	123	1606	340	504	90.887%
SIXTH	17	1488	1337	1501	50	1068	114	105	89.074%
TRADITIONAL:		33507	32411	33736	2172	19840	4179	6221	96.072%
POST 141:		8062	6514	7577	46	3715	700	2053	85.971%
CYBERPOST 1919:	1		1	1	0	1	0		100.000%
SUBTOTAL:		41570	38926	41314	2218	23556	4879	8274	94.220%
NEW DMS:			0	0					
OVERALL TOTAL			38926	41314					

YEAR TO DATE TOTALS AND SUMMARY

CURRENT YEAR GOAL:	41314
MEMBERSHIP AS OF 5/1/2019 :	38926
REMAINDER TO MEET GOAL:	2388

EASTERN REGION-- FIRST DISTRICT-- (4 Posts)

Post	Location	Last Transmittal	Prior Year Mbrs	Curr Year Mbrs	5/1/2019 100% Target Goal	Curr Year Goal	New Mbrs	Ren Mbrs	Paid Up For Life	On-line	Per Cent of Goal
56	NORTHAMPTON	5/1/2019	243	229	244	244	20	131	21	57	93.852%
100	PARKSLEY	4/17/2019	31	28	32	32	2	13	5	8	87.500%
101	ONANCOCK	12/19/2018	17	14	18	18	0	5	7	2	77.778%
159	CHINCOTEAGUE	4/17/2019	317	293	318	318	14	183	33	63	92.138%
CDR: JAMES RUSSELL			608	564	612	612	36	332	66	130	92.157%

EASTERN REGION-- SECOND DISTRICT-- (14 Posts)

Post	Location	Last Transmittal	Prior Year Mbrs	Curr Year Mbrs	5/1/2019 100% Target Goal	Curr Year Goal	New Mbrs	Ren Mbrs	Paid Up For Life	On-line	Per Cent of Goal
5 ***	NORFOLK	5/1/2019	115	141	116	116	27	81	12	21	121.552%
35 ***	NORFOLK	5/1/2019	90	101	91	91	11	39	6	45	110.989%
37 ***	NORFOLK	5/1/2019	289	319	290	290	129	164	6	20	110.000%
60	NORFOLK	4/24/2019	59	50	60	60	2	28	4	16	83.333%
81 ***	VIRGINIA BEACH	4/10/2019	22	24	23	23	2	16	5	1	104.348%
110	VIRGINIA BEACH	4/30/2019	346	327	347	347	1	180	55	91	94.236%
113 ***	PRINCESS ANNE	4/30/2019	66	79	67	67	8	37	8	26	117.910%
118	NORFOLK	1/2/2019	18	13	19	19	0	6	3	4	68.421%
190	PORTSMOUTH	5/1/2019	256	230	257	257	19	176	15	20	89.494%
204	NORFOLK	4/16/2019	47	46	48	48	5	36	0	5	95.833%
280 ***	CHESAPEAKE	4/30/2019	406	413	407	407	34	212	57	110	101.474%
310 *	CHURCHLAND	4/24/2019	65	66	66	66	1	43	6	16	100.000%
327 ***	NORFOLK	5/1/2019	900	904	901	901	92	537	82	193	100.333%
1992	VIRGINIA BEACH	4/2/2019	26	23	27	27	8	13	2	0	85.185%
CDR: JOHN SCHENK, SR (327			2705	2736	2719	2719	339	1568	261	568	100.625%

EASTERN REGION-- THIRD DISTRICT-- (16 Posts)

Post	Location	Last Transmittal	Prior Year Mbrs	Curr Year Mbrs	5/1/2019 100% Target Goal	Curr Year Goal	New Mbrs	Ren Mbrs	Paid Up For Life	On-line	Per Cent of Goal
25 ***	NEWPORT NEWS	4/24/2019	405	421	406	406	68	224	46	83	103.695%
31	HAMPTON	4/3/2019	63	60	64	64	0	29	17	14	93.750%
39 *	WILLIAMSBURG	4/30/2019	106	107	107	107	1	62	15	29	100.000%
48	HAMPTON	5/1/2019	96	91	97	97	3	39	25	24	93.814%
61	CHARLES CITY	4/17/2019	41	32	42	42	1	25	1	5	76.190%
67	HAMPTON	4/17/2019	178	138	179	179	13	79	32	14	77.095%
75	GLOUCESTER	5/1/2019	185	183	186	186	12	98	36	37	98.387%
83	MATHEWS	2/27/2019	166	155	167	167	2	110	18	25	92.814%
165 ***	YORKTOWN	3/29/2019	29	31	30	30	1	18	6	6	103.333%
172	WEST POINT	12/19/2018	16	11	17	17	0	7	3	1	64.706%
273	POQUOSON	3/6/2019	127	121	128	128	6	65	28	22	94.531%
314	AYLETT	1/31/2019	29	28	30	30	1	13	10	4	93.333%

EASTERN REGION-- THIRD DISTRICT-- (16 Posts)

Post	Location	Last Transmittal	Prior Year Mbrs	Curr Year Mbrs	5/1/2019 100% Target Goal	Curr Year Goal	New Mbrs	Ren Mbrs	Paid Up For Life	On-line	Per Cent of Goal
368	NEWPORT NEWS	5/1/2019	911	815	912	912	51	493	110	161	89.364%
1776	WILLIAMSBURG	4/3/2019	84	76	85	85	1	39	11	25	89.412%
1991 ***	TABB	3/13/2019	39	41	40	40	2	27	4	8	102.500%
1997	HAMPTON	4/3/2019	20	17	21	21	0	0	8	9	80.952%
CDR: RICHARD WARD (75)			2495	2327	2511	2511	162	1328	370	467	92.672%

EASTERN REGION-- FOURTH DISTRICT-- (14 Posts)

Post	Location	Last Transmittal	Prior Year Mbrs	Curr Year Mbrs	5/1/2019 100% Target Goal	Curr Year Goal	New Mbrs	Ren Mbrs	Paid Up For Life	On-line	Per Cent of Goal
2	PETERSBURG	5/1/2019	368	340	369	369	25	223	38	54	92.141%
46	EMPORIA	3/6/2019	33	26	34	34	0	22	2	2	76.471%
49	SMITHFIELD	3/27/2019	154	154	155	155	6	107	13	28	99.355%
57	SUFFOLK	4/30/2019	77	75	78	78	2	62	5	6	96.154%
73	FRANKLIN	4/3/2019	81	74	82	82	2	51	11	10	90.244%
88	SUFFOLK	4/2/2019	78	77	79	79	6	40	11	21	97.468%
120	DISPUTANTA	5/1/2019	126	119	127	127	13	73	21	12	93.701%
146	HOPEWELL	4/1/2019	343	341	344	344	21	251	36	33	99.128%
149	DINWIDDIE	4/3/2019	33	33	34	34	1	22	3	7	97.059%
151	EMPORIA	9/26/2018	72	43	73	73	0	39	3	1	58.904%
160	SURRY	12/18/2018	40	38	41	41	4	24	5	5	92.683%
191	WAVERLY	3/13/2019	14	13	15	15	0	10	0	3	86.667%
264	JARRATT	4/24/2019	20	17	21	21	0	14	2	1	80.952%
276	BOYKINS	4/24/2019	18	13	19	19	0	13	0	0	68.421%
CDR: M COMBO-FARRIS(120)			1457	1363	1471	1471	80	951	150	183	92.658%

EASTERN REGION-- ELEVENTH DISTRICT-- (20 Posts)

Post	Location	Last Transmittal	Prior Year Mbrs	Curr Year Mbrs	5/1/2019 100% Target Goal	Curr Year Goal	New Mbrs	Ren Mbrs	Paid Up For Life	On-line	Per Cent of Goal
1	RICHMOND	5/1/2019	141	81	142	142	8	32	18	23	57.042%
38	RICHMOND	11/1/2018	19	10	20	20	0	8	1	1	50.000%
84	RICHMOND	4/10/2019	117	111	118	118	6	71	19	15	94.068%
87	AMELIA	3/28/2019	50	48	51	51	2	34	10	2	94.118%
91	CHESTERFIELD	10/16/2018	5	4	15	15	0	0	2	2	26.667%
108	RICHMOND	2/20/2019	20	16	21	21	0	12	3	1	76.190%
125	RICHMOND	5/1/2019	104	87	105	105	6	67	6	8	82.857%
136 ***	ETTRICK	1/2/2019	19	22	20	20	0	20	0	2	110.000%
137	RICHMOND	4/17/2019	153	129	154	154	4	83	20	22	83.766%
144	HIGHLAND SPRINGS	4/3/2019	187	172	188	188	14	116	20	22	91.489%
186	MIDLOTHIAN	4/10/2019	369	352	370	370	15	225	36	76	95.135%
189	RICHMOND	2/20/2019	26	22	27	27	0	13	7	2	81.481%

EASTERN REGION-- ELEVENTH DISTRICT-- (20 Posts)

Post	Location	Last Transmittal	Prior Year Mbrs	Curr Year Mbrs	5/1/2019 100% Target Goal	Curr Year Goal	New Mbrs	Ren Mbrs	Paid Up For Life	On-line	Per Cent of Goal
201 ***	POWHATAN	4/30/2019	100	109	101	101	2	77	16	14	107.921%
210	RICHMOND	2/21/2019	14	14	15	15	0	10	2	2	93.333%
233	RICHMOND	3/20/2019	59	52	60	60	0	41	7	4	86.667%
242 *	SANDSTON	4/30/2019	71	72	72	72	3	58	7	4	100.000%
244	GLEN ALLEN	4/17/2019	109	102	110	110	1	74	7	20	92.727%
284	COLONIAL HEIGHTS	4/24/2019	1075	1005	1076	1076	53	575	150	227	93.401%
354 ***	RICHMOND	4/16/2019	124	129	125	125	9	69	4	47	103.200%
361	RICHMOND	1/23/2019	40	36	41	41	0	21	5	10	87.805%
CDR: JAMES WALSH (244)			2802	2573	2831	2831	123	1606	340	504	90.887%

EASTERN REGION-- TWELFTH DISTRICT-- (14 Posts)

Post	Location	Last Transmittal	Prior Year Mbrs	Curr Year Mbrs	5/1/2019 100% Target Goal	Curr Year Goal	New Mbrs	Ren Mbrs	Paid Up For Life	On-line	Per Cent of Goal
55	FREDERICKSBURG	5/1/2019	227	209	228	228	35	138	22	14	91.667%
64	TAPPAHANNOCK	3/20/2019	45	40	46	46	0	25	3	12	86.957%
82	SALUDA	2/6/2019	23	19	24	24	0	3	6	10	79.167%
86	KILMARNOCK	3/6/2019	75	71	76	76	1	43	12	15	93.421%
89	KING GEORGE	4/17/2019	162	142	163	163	1	75	33	33	87.117%
115	FARNHAM	10/31/2018	18	5	19	19	1	4	0	0	26.316%
117	REEDVILLE	4/17/2019	127	119	128	128	3	95	10	11	92.969%
148 ***	COLONIAL BEACH	4/30/2019	279	296	280	280	42	194	16	44	105.714%
221 ***	CAROLINE COUNTY	1/9/2019	38	40	39	39	4	24	4	8	102.564%
241 *	STORMONT	9/4/2018	10	11	15	15	2	9	0	0	73.333%
252 *	MONTROSS	1/30/2019	60	61	61	61	0	43	10	8	100.000%
320	SPOTSYLVANIA	4/17/2019	381	332	382	382	12	173	50	97	86.911%
329 ***	DAHLGREN	11/14/2018	40	42	41	41	2	38	2	0	102.439%
401	WARSAW	5/1/2019	46	40	47	47	0	28	5	7	85.106%
CDR: DONNELL JOHNSON (5)			1531	1427	1549	1549	103	892	173	259	92.124%

NORTHERN REGION-- THIRTEENTH DISTRICT-- (10 Posts)

Post	Location	Last Transmittal	Prior Year Mbrs	Curr Year Mbrs	5/1/2019 100% Target Goal	Curr Year Goal	New Mbrs	Ren Mbrs	Paid Up For Life	On-line	Per Cent of Goal
74	CHARLOTTESVILLE	5/1/2019	797	761	798	798	55	441	140	125	95.363%
90 ***	BEAVERDAM	5/1/2019	58	61	59	59	11	35	5	10	103.390%
116	LOUISA	5/1/2019	122	120	123	123	3	70	13	34	97.561%
128 ***	STANARDSVILLE	4/17/2019	92	109	93	93	7	89	4	9	117.204%
156	ORANGE	5/1/2019	173	164	174	174	5	115	19	25	94.253%
157	MADISON	2/14/2019	129	117	130	130	8	63	18	28	90.000%
175 ***	MECHANICSVILLE	4/30/2019	333	341	334	334	14	219	34	74	102.096%
206	ASHLAND	4/24/2019	35	35	36	36	0	27	5	3	97.222%

NORTHERN REGION-- THIRTEENTH DISTRICT-- (10 Posts)

Post	Location	Last Transmittal	Prior Year Mbrs	Curr Year Mbrs	5/1/2019 100% Target Goal	Curr Year Goal	New Mbrs	Ren Mbrs	Paid Up For On-line Life	Per Cent of Goal	
215	GOOCHLAND	4/11/2019	140	127	141	141	12	68	21	26	90.071%
2003	FLUVANNA COUNTY	4/17/2019	159	149	160	160	11	83	16	39	93.125%
CDR: PHIL GRIMM (74)			2038	1984	2048	2048	126	1210	275	373	96.875%

NORTHERN REGION-- FOURTEENTH DISTRICT-- (10 Posts)

Post	Location	Last Transmittal	Prior Year Mbrs	Curr Year Mbrs	5/1/2019 100% Target Goal	Curr Year Goal	New Mbrs	Ren Mbrs	Paid Up For On-line Life	Per Cent of Goal	
13	STAUNTON	5/1/2019	165	156	171	171	10	108	17	21	91.228%
27	DAYTON	4/17/2019	192	174	193	193	4	126	26	18	90.155%
76	HARRISONBURG	12/5/2018	35	33	36	36	0	27	5	1	91.667%
92	BATH COUNTY	4/8/2019	14	12	15	15	0	8	3	1	80.000%
126	BUENA VISTA	4/30/2019	78	75	79	79	3	58	8	6	94.937%
188 ***	HARRISONBURG	5/1/2019	176	179	177	177	14	136	10	19	101.130%
222	ELKTON	9/25/2018	14	12	15	15	0	11	0	1	80.000%
278	PLAINS DISTRICT	9/10/2018	21	19	22	22	0	0	19	0	86.364%
291	LEXINGTON	12/5/2018	14	11	15	15	0	9	0	2	73.333%
340	EAST AUGUSTA COU	5/1/2019	152	133	153	153	3	80	35	15	86.928%
CDR: JOE MCGUGAN(340)			861	804	876	876	34	563	123	84	91.781%

NORTHERN REGION-- FIFTEENTH DISTRICT-- (7 Posts)

Post	Location	Last Transmittal	Prior Year Mbrs	Curr Year Mbrs	5/1/2019 100% Target Goal	Curr Year Goal	New Mbrs	Ren Mbrs	Paid Up For On-line Life	Per Cent of Goal	
21 ***	WINCHESTER	4/30/2019	455	470	456	456	37	353	41	39	103.070%
22	LURAY	4/3/2019	70	63	71	71	2	39	13	9	88.732%
41	BERRYVILLE	2/20/2019	173	166	174	174	2	126	6	32	95.402%
53	FRONT ROYAL	5/1/2019	339	319	340	340	11	236	38	34	93.824%
77 ***	STRASBURG	4/3/2019	280	284	281	281	17	224	18	25	101.068%
166	NEW MARKET	4/3/2019	147	141	148	148	1	95	24	21	95.270%
199	WOODSTOCK	5/1/2019	390	367	391	391	8	274	29	56	93.862%
CDR: G. NELSON RITTER (21)			1854	1810	1861	1861	78	1347	169	216	97.260%

NORTHERN REGION-- SIXTEENTH DISTRICT-- (17 Posts)

Post	Location	Last Transmittal	Prior Year Mbrs	Curr Year Mbrs	5/1/2019 100% Target Goal	Curr Year Goal	New Mbrs	Ren Mbrs	Paid Up For On-line Life	Per Cent of Goal	
10 ***	MANASSAS	4/30/2019	789	804	790	790	61	395	112	236	101.772%
28	TRIANGLE	5/1/2019	276	271	277	277	24	133	43	71	97.834%
34 ***	LEESBURG	3/6/2019	89	95	90	90	8	42	23	22	105.556%
72	WARRENTON	4/30/2019	417	417	418	418	27	233	55	102	99.761%
114	MANASSAS	2/20/2019	57	48	58	58	5	25	14	4	82.759%

NORTHERN REGION-- SIXTEENTH DISTRICT-- (17 Posts)

Post	Location	Last Transmittal	Prior Year Mbrs	Curr Year Mbrs	5/1/2019 100% Target Goal	Curr Year Goal	New Mbrs	Ren Mbrs	Paid Up For Life	On-line	Per Cent of Goal
150	STERLING PARK	4/8/2019	94	93	95	95	1	50	16	26	97.895%
158	MANASSAS	9/10/2018	28	18	29	29	0	13	5	0	62.069%
247	REMINGTON	4/17/2019	93	91	94	94	6	28	25	32	96.809%
290 ***	STAFFORD	4/30/2019	705	720	706	706	95	353	86	186	101.983%
293 ***	PURCELLVILLE	5/1/2019	213	217	214	214	41	89	15	72	101.402%
295 ***	MIDDLEBURG	3/20/2019	22	26	23	23	4	16	1	5	113.043%
330	CULPEPER	4/24/2019	179	170	180	180	9	100	25	36	94.444%
360	WARRENTON	4/3/2019	29	25	30	30	0	17	7	1	83.333%
364 ***	WOODBIDGE	5/1/2019	1003	1064	1004	1004	92	492	190	290	105.976%
1799 ***	HAYMARKET	2/6/2019	112	117	113	113	13	42	16	46	103.540%
1836 ***	LOVETTSVILLE	2/27/2019	40	49	41	41	13	34	2	0	119.512%
2001 ***	ASHBURN	4/16/2019	90	102	91	91	17	30	17	38	112.088%
CDR: SONNIE DICKERSON (3)			4236	4327	4253	4253	416	2092	652	1167	101.740%

NORTHERN REGION-- SEVENTEENTH DISTRICT-- (18 Posts)

Post	Location	Last Transmittal	Prior Year Mbrs	Curr Year Mbrs	5/1/2019 100% Target Goal	Curr Year Goal	New Mbrs	Ren Mbrs	Paid Up For Life	On-line	Per Cent of Goal
24 ***	ALEXANDRIA	5/1/2019	724	729	725	725	39	285	126	279	100.552%
44 *	ARLINGTON	4/4/2019	82	83	83	83	2	49	16	16	100.000%
85	ARLINGTON	4/16/2019	146	136	147	147	11	72	16	37	92.517%
123 *	GREENSPRING	4/30/2019	55	56	56	56	3	36	16	1	100.000%
129 ***	ALEXANDRIA	4/3/2019	17	21	18	18	0	8	5	8	116.667%
130	FALLS CHURCH	4/24/2019	213	190	214	214	7	109	24	50	88.785%
139	ARLINGTON	5/1/2019	250	229	251	251	6	121	38	64	91.235%
162	LORTON	4/24/2019	398	336	399	399	9	180	40	107	84.211%
176 ***	SPRINGFIELD	5/1/2019	1376	1415	1377	1377	71	694	229	421	102.760%
177	FAIRFAX	5/1/2019	971	931	972	972	34	478	143	276	95.782%
180 ***	VIENNA	5/1/2019	648	662	649	649	70	361	76	155	102.003%
184 *	HERNDON	4/30/2019	200	201	201	201	3	93	44	61	100.000%
194 ***	ARLINGTON	3/13/2019	44	46	45	45	3	34	8	1	102.222%
225 *	FALLS CHURCH	4/30/2019	29	30	30	30	3	19	8	0	100.000%
270	McLEAN	5/1/2019	313	272	314	314	25	140	45	62	86.624%
1775 ***	FORT BELVOIR	3/6/2019	40	53	41	41	0	27	14	12	129.268%
1976	ANNANDALE	4/17/2019	311	289	312	312	15	180	37	57	92.628%
1995 ***	CENTREVILLE	4/24/2019	132	154	133	133	2	62	39	51	115.789%
CDR: TOMMY POWELL (130)			5949	5833	5967	5967	303	2948	924	1658	97.754%

WESTERN REGION-- FIFTH DISTRICT-- (13 Posts)

Post	Location	Last Transmittal	Prior Year Mbrs	Curr Year Mbrs	5/1/2019 100% Target Goal	Curr Year Goal	New Mbrs	Ren Mbrs	Paid Up For Life	On-line	Per Cent of Goal
------	----------	------------------	-----------------	----------------	---------------------------	----------------	----------	----------	------------------	---------	------------------

WESTERN REGION-- FIFTH DISTRICT-- (13 Posts)

Post	Location	Last Transmittal	Prior Year Mbrs	Curr Year Mbrs	5/1/2019 100% Target Goal	Curr Year Goal	New Mbrs	Ren Mbrs	Paid Up For Life	On-line	Per Cent of Goal
8	SOUTH BOSTON	4/10/2019	270	264	271	271	14	209	18	23	97.417%
32 ***	FARMVILLE	4/8/2019	38	50	39	39	8	33	2	7	128.205%
40 *	BLACKSTONE	12/18/2018	17	18	18	18	1	13	4	0	100.000%
43	CHASE CITY	4/30/2019	83	76	84	84	0	67	5	4	90.476%
45 ***	CLARKSVILLE	2/13/2019	42	47	43	43	2	23	6	16	109.302%
50	CREWE	4/17/2019	45	37	46	46	0	16	8	13	80.435%
65 ***	LAWRENCEVILLE	2/7/2019	20	22	21	21	3	18	1	0	104.762%
79	SOUTH HILL	4/24/2019	381	349	382	382	7	284	14	44	91.361%
94 ***	ALBERTA	10/17/2018	15	19	16	16	3	14	1	1	118.750%
99	HALIFAX	4/9/2019	183	161	184	184	17	125	9	10	87.500%
147 ***	KENBRIDGE	3/20/2019	51	53	52	52	5	33	9	6	101.923%
260	KEYSVILLE	4/4/2019	102	90	103	103	1	71	4	14	87.379%
342 ***	VOLENS	4/16/2019	28	39	29	29	9	30	0	0	134.483%
CDR: TOM HART (147)			1275	1225	1288	1288	70	936	81	138	95.109%

WESTERN REGION-- SIXTH DISTRICT-- (13 Posts)

Post	Location	Last Transmittal	Prior Year Mbrs	Curr Year Mbrs	5/1/2019 100% Target Goal	Curr Year Goal	New Mbrs	Ren Mbrs	Paid Up For Life	On-line	Per Cent of Goal
6	ROCKY MOUNT	4/3/2019	87	77	88	88	1	67	5	4	87.500%
11	BASSETT	12/19/2018	40	30	41	41	0	23	4	3	73.171%
29	DANVILLE	4/11/2019	166	163	167	167	4	146	8	5	97.605%
42	MARTINSVILLE	4/10/2019	94	80	95	95	2	62	6	10	84.211%
47	CHATHAM	4/3/2019	21	8	22	22	0	0	2	6	36.364%
78	MARTINSVILLE	4/11/2019	190	177	191	191	4	148	12	13	92.670%
96	CALLAWAY	12/19/2018	15	14	16	16	0	13	0	1	87.500%
105	STUART	3/6/2019	65	58	66	66	1	44	7	6	87.879%
111 *	ROCKY MOUNT	3/20/2019	38	39	39	39	4	19	11	5	100.000%
127	FLOYD	3/20/2019	76	71	77	77	3	52	10	6	92.208%
232	GRETNA	3/6/2019	92	80	93	93	4	67	3	6	86.022%
325	DANVILLE	4/24/2019	278	251	279	279	3	210	19	19	89.964%
1097	DANVILLE	4/17/2019	326	289	327	327	24	217	27	21	88.379%
CDR: ANN BOWER			1488	1337	1501	1501	50	1068	114	105	89.074%

WESTERN REGION-- SEVENTH DISTRICT-- (9 Posts)

Post	Location	Last Transmittal	Prior Year Mbrs	Curr Year Mbrs	5/1/2019 100% Target Goal	Curr Year Goal	New Mbrs	Ren Mbrs	Paid Up For Life	On-line	Per Cent of Goal
7 ***	PULASKI	4/2/2019	121	124	122	122	4	105	8	7	101.639%
9 ***	WYTHEVILLE	3/27/2019	112	115	113	113	6	66	31	12	101.770%
18	MARION	4/24/2019	59	53	60	60	2	40	6	5	88.333%
20	BLAND	4/3/2019	50	44	51	51	1	36	3	4	86.275%

WESTERN REGION-- SEVENTH DISTRICT-- (9 Posts)

Post	Location	Last Transmittal	Prior Year Mbrs	Curr Year Mbrs	5/1/2019 100% Target Goal	Curr Year Goal	New Mbrs	Ren Mbrs	Paid Up For Life	On-line	Per Cent of Goal
58 ***	DUBLIN	3/26/2019	45	57	46	46	10	46	1	0	123.913%
68	NARROWS	4/24/2019	85	75	86	86	3	52	18	2	87.209%
229	RURAL RETREAT	3/20/2019	135	132	136	136	2	86	32	12	97.059%
245 ***	GALAX	3/26/2019	126	131	127	127	9	102	12	8	103.150%
311 ***	PEMBROKE	3/7/2019	45	47	46	46	4	36	3	4	102.174%
CDR: BILL HOGG (311)			778	778	787	787	41	569	114	54	98.856%

WESTERN REGION-- EIGHTH DISTRICT-- (12 Posts)

Post	Location	Last Transmittal	Prior Year Mbrs	Curr Year Mbrs	5/1/2019 100% Target Goal	Curr Year Goal	New Mbrs	Ren Mbrs	Paid Up For Life	On-line	Per Cent of Goal
12	ABINGDON	4/3/2019	89	75	90	90	0	56	12	7	83.333%
14	POCAHONTAS	4/8/2019	85	75	86	86	3	61	7	4	87.209%
122	BLUEFIELD	9/10/2018	21	16	22	22	0	2	14	0	72.727%
133 ***	TAZEWELL	4/30/2019	104	116	105	105	7	90	10	9	110.476%
135	DAMASCUS	4/3/2019	37	34	38	38	0	29	2	3	89.474%
164	GRUNDY	4/11/2019	359	332	360	360	2	240	76	14	92.222%
185	JONESVILLE	4/3/2019	47	45	48	48	0	32	6	7	93.750%
208	LEBANON	2/5/2019	75	70	76	76	2	56	9	3	92.105%
227	CLINTWOOD	9/25/2018	17	14	18	18	0	11	3	0	77.778%
243 ***	NORTON	4/8/2019	81	93	82	82	25	57	6	5	113.415%
265 *	GATE CITY	4/30/2019	111	112	112	112	4	101	1	6	100.000%
775	POCAHONTAS SCC	5/1/2019	19	15	20	20	2	10	0	3	75.000%
CDR: PERRY JOHNSON(133)			1045	997	1057	1057	45	745	146	61	94.324%

WESTERN REGION-- NINTH DISTRICT-- (9 Posts)

Post	Location	Last Transmittal	Prior Year Mbrs	Curr Year Mbrs	5/1/2019 100% Target Goal	Curr Year Goal	New Mbrs	Ren Mbrs	Paid Up For Life	On-line	Per Cent of Goal
3	ROANOKE	5/1/2019	362	351	363	363	26	227	48	50	96.694%
4	COVINGTON	1/16/2019	54	48	55	55	0	40	5	3	87.273%
30	RADFORD	3/20/2019	30	26	31	31	0	18	5	3	83.871%
59 ***	CHRISTIANSBURG	3/13/2019	78	80	79	79	4	59	12	5	101.266%
80	VINTON	4/9/2019	81	73	82	82	1	57	12	3	89.024%
93 *	BUCHANAN	4/1/2019	49	50	50	50	2	29	8	11	100.000%
182	BLACKSBURG	5/1/2019	45	41	46	46	1	22	7	11	89.130%
240 ***	TROUTVILLE	4/8/2019	47	52	48	48	4	34	13	1	108.333%
248	ROANOKE	5/1/2019	72	71	73	73	2	45	16	8	97.260%
CDR: GENE MALINOWSKI (5)			818	792	827	827	40	531	126	95	95.768%

WESTERN REGION-- TENTH DISTRICT-- (11 Posts)

Post	Location	Last Transmittal	Prior Year Mbrs	Curr Year Mbrs	5/1/2019 100% Target Goal	Curr Year Goal	New Mbrs	Ren Mbrs	Paid Up For Life	On-line	Per Cent of Goal
16	LYNCHBURG	4/30/2019	934	910	935	935	89	691	33	97	97.326%
17 ***	LOVINGSTON	3/13/2019	60	63	61	61	3	49	6	5	103.279%
36 *	ALTAVISTA	3/6/2019	51	52	52	52	3	37	5	7	100.000%
52	BROOKNEAL	3/29/2019	41	37	42	42	2	34	1	0	88.095%
54	BEDFORD	4/3/2019	132	121	133	133	4	79	22	16	90.977%
62 ***	SMITH MTN LAKE	3/28/2019	31	33	32	32	1	16	5	11	103.125%
104	APPOMATTOX	4/3/2019	155	147	156	156	13	99	17	18	94.231%
134 ***	DILLWYN	3/6/2019	31	34	32	32	4	29	0	1	106.250%
217	BIG ISLAND	10/31/2018	22	21	23	23	0	20	1	0	91.304%
269 *	CUMBERLAND	2/26/2019	33	34	34	34	3	29	1	1	100.000%
274 ***	MADISON HEIGHTS	3/28/2019	77	82	78	78	4	71	4	3	105.128%
CDR: MICHAEL TOMLIN (21			1567	1534	1578	1578	126	1154	95	159	97.212%

*** POSTS EQUALING OR SURPASSING THEIR PRIOR YEAR MEMBERSHIP**

***** POSTS EQUALING OR SURPASSING THEIR CURRENT YEAR GOAL**

+ POSTS EQUALING OR SURPASSING THEIR TARGET GOAL