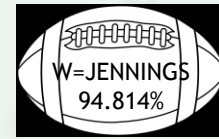

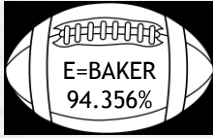


“100% for 100 YEARS”

“TOUCHDOWN”



Department of Virginia **TEAM VIRGINIA**

May 8, 2019

The Department of Virginia traditional Post membership is 96.253% of goal. I truly believe that our Department will make 100%. That is within our control!

Northern Department Vice Commander Dudley is solidly in first position with 98.407% of goal. All it will take is a quarterback sneak to make a downtown. Will his coaches (Districts) make it happen? It would be wonderful to see a Regional Touchdown!

Western Department Vice Commander Jennings impressively has remained in 2nd position with 94.814% of goal. History says the East usually passes earlier in the year, but not this year apparently, and the lead is slim. Eastern Department Vice Commander Baker has 94.356% of goal. This is less than half of a percent (.458). As mentioned before, this is a real squeaker...Posts will determine outcome, especially those that make 100% in the very near future!

We have another Post that made Touchdown...CONGRATULATIONS to:
Post 210 (106.667%) in Richmond, Commander Nash-Allen, District 11 (E)

Many Posts have earned the Dan Daniel Plaque, which is earned by achieving 110% of 2019 goal. Many Posts have an opportunity to earn it with valid membership counts. It must be received at Department by June 5, 2019 (not “in the mail”).

In the Department Membership Awards manual, there are forms that must be submitted and received at Department by June 5, 2019 for Legionnaire of the Year, Post Commander Award, District Commander Award, and Department Vice Commander Award..

“The American Legion’s success depends on membership, participation and volunteerism.” This was taken from the Dispatch Publication. As leaders and active Legionnaires, we determine as an aggregate, our success at our own respective Post, District, Department, etc. We have an excellent opportunity achieving our goal.

For God and Country,

A.B. Brown

Our national position as of May 6, 2019 is 17

- 16th
- 2nd
- 7th
- 17th
- 15th
- 10th
- 13th
- 9th
- 5th
- 8th
- 3rd
- 4th
- 12th
- 1st
- 14th
- 11th
- 6th



TOUCHDOWNS



58, 329, 342, 94, 240, 45, 1775, 128, 134, 81, 113, 221, 1799, 40,136, 201, 1995, 194, 32, 65, 295, 252, 35,147, 9, 245, 17, 2001, 148, 311, 34, 133, 36, 62, 274, 1836, 37, 129, 176, 59, 269, 1991, 7, 25, 364, 111, 354, 90, 175, 188, 77, 10, 93, 243, 180, 21, 165, 290, 5, 44, 280, 293, 327, 24, 310, 265, 184,123, 242, 39, 210

THE AMERICAN LEGION
DEPARTMENT OF VIRGINIA
REGION AND DISTRICT STANDINGS
AS OF 5/8/2019

Regional Standings

Region	Stand-ings	Prior Year Mbrs	Curr Year Mbrs	Curr Year Goal	New Mbrs	Ren Mbrs	Paid Up For Life	Online	Per Cent of Goal
NORTHERN	1	14938	14766	15005	961	8164	2143	3498	98.407%
WESTERN	2	6971	6673	7038	373	5012	676	612	94.814%
EASTERN	3	11598	11033	11693	866	6697	1360	2111	94.356%

District Standings

District		Prior Year Mbrs	Curr Year Mbrs	Curr Year Goal	New Mbrs	Ren Mbrs	Paid Up For Life	Online	Per Cent of Goal
SIXTEENTH	1	4236	4331	4253	420	2092	652	1167	101.834%
SECOND	2	2705	2749	2719	344	1576	261	568	101.103%
SEVENTH	3	778	778	787	41	569	114	54	98.856%
SEVENTEENTH	4	5949	5832	5967	303	2947	924	1658	97.738%
FIFTEENTH	5	1854	1814	1861	78	1351	169	216	97.474%
TENTH	6	1567	1534	1578	126	1154	95	159	97.212%
THIRTEENTH	7	2038	1984	2048	126	1210	275	373	96.875%
NINTH	8	818	792	827	40	531	126	95	95.768%
FIFTH	9	1275	1231	1288	71	941	81	138	95.575%
EIGHTH	10	1045	997	1057	45	745	146	61	94.324%
THIRD	11	2495	2340	2511	173	1330	370	467	93.190%
FOURTH	12	1457	1363	1471	80	951	150	183	92.658%
TWELFTH	13	1531	1429	1549	103	894	173	259	92.253%
FIRST	14	608	564	612	36	332	66	130	92.157%
FOURTEENTH	15	861	805	876	34	564	123	84	91.895%
ELEVENTH	16	2802	2588	2831	130	1614	340	504	91.416%
SIXTH	17	1488	1341	1501	50	1072	114	105	89.340%
TRADITIONAL:		33507	32472	33736	2200	19873	4179	6221	96.253%
POST 141:		8062	6514	7577	46	3715	700	2053	85.971%
CYBERPOST 1919:	1	1	1	1	0	1	0		100.000%
SUBTOTAL:		41570	38987	41314	2246	23589	4879	8274	94.368%
NEW DMS:			0	0					
OVERALL TOTAL			38987	41314					

YEAR TO DATE TOTALS AND SUMMARY

CURRENT YEAR GOAL:	41314
MEMBERSHIP AS OF 5/8/2019 :	38987
REMAINDER TO MEET GOAL:	2327

EASTERN REGION-- FIRST DISTRICT-- (4 Posts)

Post	Location	Last Transmittal	Prior Year Mbrs	Curr Year Mbrs	6/1/2019 110% Target Goal	Curr Year Goal	New Mbrs	Ren Mbrs	Paid Up For Life	On-line	Per Cent of Goal
56	NORTHAMPTON	5/1/2019	243	229	268	244	20	131	21	57	93.852%
100	PARKSLEY	4/17/2019	31	28	35	32	2	13	5	8	87.500%
101	ONANCOCK	12/19/2018	17	14	20	18	0	5	7	2	77.778%
159	CHINCOTEAGUE	4/17/2019	317	293	350	318	14	183	33	63	92.138%
CDR: JAMES RUSSELL			608	564	673	612	36	332	66	130	92.157%

EASTERN REGION-- SECOND DISTRICT-- (14 Posts)

Post	Location	Last Transmittal	Prior Year Mbrs	Curr Year Mbrs	6/1/2019 110% Target Goal	Curr Year Goal	New Mbrs	Ren Mbrs	Paid Up For Life	On-line	Per Cent of Goal
5 ***	NORFOLK	5/1/2019	115	141	128	116	27	81	12	21	121.552%
35 ***	NORFOLK	5/1/2019	90	101	100	91	11	39	6	45	110.989%
37 ***	NORFOLK	5/8/2019	289	323	319	290	132	165	6	20	111.379%
60	NORFOLK	4/24/2019	59	50	66	60	2	28	4	16	83.333%
81 ***	VIRGINIA BEACH	4/10/2019	22	24	25	23	2	16	5	1	104.348%
110	VIRGINIA BEACH	4/30/2019	346	327	382	347	1	180	55	91	94.236%
113 ***	PRINCESS ANNE	4/30/2019	66	79	74	67	8	37	8	26	117.910%
118	NORFOLK	1/2/2019	18	13	21	19	0	6	3	4	68.421%
190	PORTSMOUTH	5/8/2019	256	238	283	257	20	183	15	20	92.607%
204	NORFOLK	4/16/2019	47	46	53	48	5	36	0	5	95.833%
280 ***	CHESAPEAKE	4/30/2019	406	413	448	407	34	212	57	110	101.474%
310 *	CHURCHLAND	4/24/2019	65	66	73	66	1	43	6	16	100.000%
327 ***	NORFOLK	5/8/2019	900	905	991	901	93	537	82	193	100.444%
1992	VIRGINIA BEACH	4/2/2019	26	23	30	27	8	13	2	0	85.185%
CDR: JOHN SCHENK, SR (327)			2705	2749	2991	2719	344	1576	261	568	101.103%

EASTERN REGION-- THIRD DISTRICT-- (16 Posts)

Post	Location	Last Transmittal	Prior Year Mbrs	Curr Year Mbrs	6/1/2019 110% Target Goal	Curr Year Goal	New Mbrs	Ren Mbrs	Paid Up For Life	On-line	Per Cent of Goal
25 ***	NEWPORT NEWS	4/24/2019	405	421	447	406	68	224	46	83	103.695%
31	HAMPTON	4/3/2019	63	60	70	64	0	29	17	14	93.750%
39 *	WILLIAMSBURG	4/30/2019	106	107	118	107	1	62	15	29	100.000%
48	HAMPTON	5/1/2019	96	91	107	97	3	39	25	24	93.814%
61	CHARLES CITY	4/17/2019	41	32	46	42	1	25	1	5	76.190%
67	HAMPTON	4/17/2019	178	138	197	179	13	79	32	14	77.095%
75	GLOUCESTER	5/1/2019	185	183	205	186	12	98	36	37	98.387%
83	MATHEWS	2/27/2019	166	155	184	167	2	110	18	25	92.814%
165 ***	YORKTOWN	3/29/2019	29	31	33	30	1	18	6	6	103.333%
172	WEST POINT	12/19/2018	16	11	19	17	0	7	3	1	64.706%
273	POQUOSON	3/6/2019	127	121	141	128	6	65	28	22	94.531%
314	AYLETT	1/31/2019	29	28	33	30	1	13	10	4	93.333%

EASTERN REGION-- THIRD DISTRICT-- (16 Posts)

Post	Location	Last Transmittal	Prior Year Mbrs	Curr Year Mbrs	6/1/2019 110% Target Goal	Curr Year Goal	New Mbrs	Ren Mbrs	Paid Up For Life	On-line	Per Cent of Goal
368	NEWPORT NEWS	5/8/2019	911	828	1003	912	62	495	110	161	90.789%
1776	WILLIAMSBURG	4/3/2019	84	76	94	85	1	39	11	25	89.412%
1991 ***	TABB	3/13/2019	39	41	44	40	2	27	4	8	102.500%
1997	HAMPTON	4/3/2019	20	17	23	21	0	0	8	9	80.952%
CDR: RICHARD WARD (75)			2495	2340	2762	2511	173	1330	370	467	93.190%

EASTERN REGION-- FOURTH DISTRICT-- (14 Posts)

Post	Location	Last Transmittal	Prior Year Mbrs	Curr Year Mbrs	6/1/2019 110% Target Goal	Curr Year Goal	New Mbrs	Ren Mbrs	Paid Up For Life	On-line	Per Cent of Goal
2	PETERSBURG	5/1/2019	368	340	406	369	25	223	38	54	92.141%
46	EMPORIA	3/6/2019	33	26	37	34	0	22	2	2	76.471%
49	SMITHFIELD	3/27/2019	154	154	171	155	6	107	13	28	99.355%
57	SUFFOLK	4/30/2019	77	75	86	78	2	62	5	6	96.154%
73	FRANKLIN	4/3/2019	81	74	90	82	2	51	11	10	90.244%
88	SUFFOLK	4/2/2019	78	77	87	79	6	40	11	21	97.468%
120	DISPUTANTA	5/1/2019	126	119	140	127	13	73	21	12	93.701%
146	HOPEWELL	4/1/2019	343	341	378	344	21	251	36	33	99.128%
149	DINWIDDIE	4/3/2019	33	33	37	34	1	22	3	7	97.059%
151	EMPORIA	9/26/2018	72	43	80	73	0	39	3	1	58.904%
160	SURRY	12/18/2018	40	38	45	41	4	24	5	5	92.683%
191	WAVERLY	3/13/2019	14	13	17	15	0	10	0	3	86.667%
264	JARRATT	4/24/2019	20	17	23	21	0	14	2	1	80.952%
276	BOYKINS	4/24/2019	18	13	21	19	0	13	0	0	68.421%
CDR: M COMBO-FARRIS(120)			1457	1363	1618	1471	80	951	150	183	92.658%

EASTERN REGION-- ELEVENTH DISTRICT-- (20 Posts)

Post	Location	Last Transmittal	Prior Year Mbrs	Curr Year Mbrs	6/1/2019 110% Target Goal	Curr Year Goal	New Mbrs	Ren Mbrs	Paid Up For Life	On-line	Per Cent of Goal
1	RICHMOND	5/1/2019	141	81	156	142	8	32	18	23	57.042%
38	RICHMOND	11/1/2018	19	10	22	20	0	8	1	1	50.000%
84	RICHMOND	4/10/2019	117	111	130	118	6	71	19	15	94.068%
87	AMELIA	3/28/2019	50	48	56	51	2	34	10	2	94.118%
91	CHESTERFIELD	10/16/2018	5	4	17	15	0	0	2	2	26.667%
108	RICHMOND	2/20/2019	20	16	23	21	0	12	3	1	76.190%
125	RICHMOND	5/1/2019	104	87	116	105	6	67	6	8	82.857%
136 ***	ETTRICK	1/2/2019	19	22	22	20	0	20	0	2	110.000%
137	RICHMOND	4/17/2019	153	129	169	154	4	83	20	22	83.766%
144	HIGHLAND SPRINGS	4/3/2019	187	172	207	188	14	116	20	22	91.489%
186	MIDLOTHIAN	4/10/2019	369	352	407	370	15	225	36	76	95.135%
189	RICHMOND	5/8/2019	26	24	30	27	0	15	7	2	88.889%

EASTERN REGION-- ELEVENTH DISTRICT-- (20 Posts)

Post	Location	Last Transmittal	Prior Year Mbrs	Curr Year Mbrs	6/1/2019 110% Target Goal	Curr Year Goal	New Mbrs	Ren Mbrs	Paid Up For Life	On-line	Per Cent of Goal
201 ***	POWHATAN	4/30/2019	100	109	111	101	2	77	16	14	107.921%
210 ***	RICHMOND	5/8/2019	14	16	17	15	0	12	2	2	106.667%
233	RICHMOND	3/20/2019	59	52	66	60	0	41	7	4	86.667%
242 ***	SANDSTON	5/8/2019	71	73	79	72	4	58	7	4	101.389%
244	GLEN ALLEN	4/17/2019	109	102	121	110	1	74	7	20	92.727%
284	COLONIAL HEIGHTS	5/8/2019	1075	1014	1184	1076	58	579	150	227	94.238%
354 ***	RICHMOND	5/8/2019	124	130	138	125	10	69	4	47	104.000%
361	RICHMOND	1/23/2019	40	36	45	41	0	21	5	10	87.805%
CDR: JAMES WALSH (244)			2802	2588	3114	2831	130	1614	340	504	91.416%

EASTERN REGION-- TWELFTH DISTRICT-- (14 Posts)

Post	Location	Last Transmittal	Prior Year Mbrs	Curr Year Mbrs	6/1/2019 110% Target Goal	Curr Year Goal	New Mbrs	Ren Mbrs	Paid Up For Life	On-line	Per Cent of Goal
55	FREDERICKSBURG	5/8/2019	227	211	251	228	35	140	22	14	92.544%
64	TAPPAHANNOCK	3/20/2019	45	40	51	46	0	25	3	12	86.957%
82	SALUDA	2/6/2019	23	19	26	24	0	3	6	10	79.167%
86	KILMARNOCK	3/6/2019	75	71	84	76	1	43	12	15	93.421%
89	KING GEORGE	4/17/2019	162	142	179	163	1	75	33	33	87.117%
115	FARNHAM	10/31/2018	18	5	21	19	1	4	0	0	26.316%
117	REEDVILLE	4/17/2019	127	119	141	128	3	95	10	11	92.969%
148 ***	COLONIAL BEACH	4/30/2019	279	296	308	280	42	194	16	44	105.714%
221 ***	CAROLINE COUNTY	1/9/2019	38	40	43	39	4	24	4	8	102.564%
241 *	STORMONT	9/4/2018	10	11	17	15	2	9	0	0	73.333%
252 *	MONTROSS	1/30/2019	60	61	67	61	0	43	10	8	100.000%
320	SPOTSYLVANIA	4/17/2019	381	332	420	382	12	173	50	97	86.911%
329 ***	DAHLGREN	11/14/2018	40	42	45	41	2	38	2	0	102.439%
401	WARSAW	5/1/2019	46	40	52	47	0	28	5	7	85.106%
CDR: DONNELL JOHNSON (5)			1531	1429	1704	1549	103	894	173	259	92.253%

NORTHERN REGION-- THIRTEENTH DISTRICT-- (10 Posts)

Post	Location	Last Transmittal	Prior Year Mbrs	Curr Year Mbrs	6/1/2019 110% Target Goal	Curr Year Goal	New Mbrs	Ren Mbrs	Paid Up For Life	On-line	Per Cent of Goal
74	CHARLOTTESVILLE	5/1/2019	797	761	878	798	55	441	140	125	95.363%
90 ***	BEAVERDAM	5/1/2019	58	61	65	59	11	35	5	10	103.390%
116	LOUISA	5/1/2019	122	120	135	123	3	70	13	34	97.561%
128 ***	STANARDSVILLE	4/17/2019	92	109	102	93	7	89	4	9	117.204%
156	ORANGE	5/1/2019	173	164	191	174	5	115	19	25	94.253%
157	MADISON	2/14/2019	129	117	143	130	8	63	18	28	90.000%
175 ***	MECHANICSVILLE	4/30/2019	333	341	367	334	14	219	34	74	102.096%
206	ASHLAND	4/24/2019	35	35	40	36	0	27	5	3	97.222%

NORTHERN REGION-- THIRTEENTH DISTRICT-- (10 Posts)

Post	Location	Last Transmittal	Prior Year Mbrs	Curr Year Mbrs	6/1/2019 110% Target Goal	Curr Year Goal	New Mbrs	Ren Mbrs	Paid Up For On-line Life	Per Cent of Goal	
215	GOOCHLAND	4/11/2019	140	127	155	141	12	68	21	26	90.071%
2003	FLUVANNA COUNTY	4/17/2019	159	149	176	160	11	83	16	39	93.125%
CDR: PHIL GRIMM (74)			2038	1984	2253	2048	126	1210	275	373	96.875%

NORTHERN REGION-- FOURTEENTH DISTRICT-- (10 Posts)

Post	Location	Last Transmittal	Prior Year Mbrs	Curr Year Mbrs	6/1/2019 110% Target Goal	Curr Year Goal	New Mbrs	Ren Mbrs	Paid Up For On-line Life	Per Cent of Goal	
13	STAUNTON	5/1/2019	165	156	188	171	10	108	17	21	91.228%
27	DAYTON	5/8/2019	192	175	212	193	4	127	26	18	90.674%
76	HARRISONBURG	12/5/2018	35	33	40	36	0	27	5	1	91.667%
92	BATH COUNTY	4/8/2019	14	12	17	15	0	8	3	1	80.000%
126	BUENA VISTA	4/30/2019	78	75	87	79	3	58	8	6	94.937%
188 ***	HARRISONBURG	5/1/2019	176	179	195	177	14	136	10	19	101.130%
222	ELKTON	9/25/2018	14	12	17	15	0	11	0	1	80.000%
278	PLAINS DISTRICT	9/10/2018	21	19	24	22	0	0	19	0	86.364%
291	LEXINGTON	12/5/2018	14	11	17	15	0	9	0	2	73.333%
340	EAST AUGUSTA COU	5/1/2019	152	133	168	153	3	80	35	15	86.928%
CDR: JOE MCGUGAN(340)			861	805	964	876	34	564	123	84	91.895%

NORTHERN REGION-- FIFTEENTH DISTRICT-- (7 Posts)

Post	Location	Last Transmittal	Prior Year Mbrs	Curr Year Mbrs	6/1/2019 110% Target Goal	Curr Year Goal	New Mbrs	Ren Mbrs	Paid Up For On-line Life	Per Cent of Goal	
21 ***	WINCHESTER	5/8/2019	455	471	502	456	37	354	41	39	103.289%
22	LURAY	5/8/2019	70	65	78	71	2	41	13	9	91.549%
41	BERRYVILLE	2/20/2019	173	166	191	174	2	126	6	32	95.402%
53	FRONT ROYAL	5/1/2019	339	319	374	340	11	236	38	34	93.824%
77 ***	STRASBURG	4/3/2019	280	284	309	281	17	224	18	25	101.068%
166	NEW MARKET	5/8/2019	147	142	163	148	1	96	24	21	95.946%
199	WOODSTOCK	5/1/2019	390	367	430	391	8	274	29	56	93.862%
CDR: G. NELSON RITTER (21)			1854	1814	2047	1861	78	1351	169	216	97.474%

NORTHERN REGION-- SIXTEENTH DISTRICT-- (17 Posts)

Post	Location	Last Transmittal	Prior Year Mbrs	Curr Year Mbrs	6/1/2019 110% Target Goal	Curr Year Goal	New Mbrs	Ren Mbrs	Paid Up For On-line Life	Per Cent of Goal	
10 ***	MANASSAS	5/8/2019	789	806	869	790	63	395	112	236	102.025%
28	TRIANGLE	5/8/2019	276	273	305	277	25	134	43	71	98.556%
34 ***	LEESBURG	3/6/2019	89	95	99	90	8	42	23	22	105.556%
72	WARRENTON	4/30/2019	417	417	460	418	27	233	55	102	99.761%
114	MANASSAS	2/20/2019	57	48	64	58	5	25	14	4	82.759%

NORTHERN REGION-- SIXTEENTH DISTRICT-- (17 Posts)

Post	Location	Last Transmittal	Prior Year Mbrs	Curr Year Mbrs	6/1/2019 110% Target Goal	Curr Year Goal	New Mbrs	Ren Mbrs	Paid Up For Life	On-line	Per Cent of Goal
150	STERLING PARK	4/8/2019	94	93	105	95	1	50	16	26	97.895%
158	MANASSAS	9/10/2018	28	18	32	29	0	13	5	0	62.069%
247	REMINGTON	5/8/2019	93	92	103	94	7	28	25	32	97.872%
290 ***	STAFFORD	4/30/2019	705	720	777	706	95	353	86	186	101.983%
293 ***	PURCELLVILLE	5/1/2019	213	217	235	214	41	89	15	72	101.402%
295 ***	MIDDLEBURG	3/20/2019	22	26	25	23	4	16	1	5	113.043%
330	CULPEPER	4/24/2019	179	170	198	180	9	100	25	36	94.444%
360	WARRENTON	4/3/2019	29	25	33	30	0	17	7	1	83.333%
364 ***	WOODBIDGE	5/8/2019	1003	1063	1104	1004	92	491	190	290	105.876%
1799 ***	HAYMARKET	2/6/2019	112	117	124	113	13	42	16	46	103.540%
1836 ***	LOVETTSVILLE	2/27/2019	40	49	45	41	13	34	2	0	119.512%
2001 ***	ASHBURN	4/16/2019	90	102	100	91	17	30	17	38	112.088%
CDR: SONNIE DICKERSON (3)			4236	4331	4678	4253	420	2092	652	1167	101.834%

NORTHERN REGION-- SEVENTEENTH DISTRICT-- (18 Posts)

Post	Location	Last Transmittal	Prior Year Mbrs	Curr Year Mbrs	6/1/2019 110% Target Goal	Curr Year Goal	New Mbrs	Ren Mbrs	Paid Up For Life	On-line	Per Cent of Goal
24 ***	ALEXANDRIA	5/1/2019	724	729	798	725	39	285	126	279	100.552%
44 *	ARLINGTON	4/4/2019	82	83	91	83	2	49	16	16	100.000%
85	ARLINGTON	4/16/2019	146	136	162	147	11	72	16	37	92.517%
123 *	GREENSPRING	4/30/2019	55	56	62	56	3	36	16	1	100.000%
129 ***	ALEXANDRIA	4/3/2019	17	21	20	18	0	8	5	8	116.667%
130	FALLS CHURCH	4/24/2019	213	190	235	214	7	109	24	50	88.785%
139	ARLINGTON	5/1/2019	250	229	276	251	6	121	38	64	91.235%
162	LORTON	4/24/2019	398	336	439	399	9	180	40	107	84.211%
176 ***	SPRINGFIELD	5/1/2019	1376	1415	1515	1377	71	694	229	421	102.760%
177	FAIRFAX	5/1/2019	971	931	1069	972	34	478	143	276	95.782%
180 ***	VIENNA	5/1/2019	648	662	714	649	70	361	76	155	102.003%
184 *	HERNDON	4/30/2019	200	201	221	201	3	93	44	61	100.000%
194 ***	ARLINGTON	3/13/2019	44	46	50	45	3	34	8	1	102.222%
225	FALLS CHURCH	5/8/2019	29	29	33	30	3	18	8	0	96.667%
270	McLEAN	5/1/2019	313	272	345	314	25	140	45	62	86.624%
1775 ***	FORT BELVOIR	3/6/2019	40	53	45	41	0	27	14	12	129.268%
1976	ANNANDALE	4/17/2019	311	289	343	312	15	180	37	57	92.628%
1995 ***	CENTREVILLE	4/24/2019	132	154	146	133	2	62	39	51	115.789%
CDR: TOMMY POWELL (130)			5949	5832	6564	5967	303	2947	924	1658	97.738%

WESTERN REGION-- FIFTH DISTRICT-- (13 Posts)

Post	Location	Last Transmittal	Prior Year Mbrs	Curr Year Mbrs	6/1/2019 110% Target Goal	Curr Year Goal	New Mbrs	Ren Mbrs	Paid Up For Life	On-line	Per Cent of Goal
------	----------	------------------	-----------------	----------------	---------------------------	----------------	----------	----------	------------------	---------	------------------

WESTERN REGION-- FIFTH DISTRICT-- (13 Posts)

Post	Location	Last Transmittal	Prior Year Mbrs	Curr Year Mbrs	6/1/2019 110% Target Goal	Curr Year Goal	New Mbrs	Ren Mbrs	Paid Up For Life	On-line	Per Cent of Goal
8	SOUTH BOSTON	4/10/2019	270	264	298	271	14	209	18	23	97.417%
32 ***	FARMVILLE	4/8/2019	38	50	43	39	8	33	2	7	128.205%
40 *	BLACKSTONE	12/18/2018	17	18	20	18	1	13	4	0	100.000%
43	CHASE CITY	4/30/2019	83	76	92	84	0	67	5	4	90.476%
45 ***	CLARKSVILLE	5/8/2019	42	48	47	43	3	23	6	16	111.628%
50	CREWE	4/17/2019	45	37	51	46	0	16	8	13	80.435%
65 ***	LAWRENCEVILLE	2/7/2019	20	22	23	21	3	18	1	0	104.762%
79	SOUTH HILL	5/8/2019	381	352	420	382	7	287	14	44	92.147%
94 ***	ALBERTA	10/17/2018	15	19	18	16	3	14	1	1	118.750%
99	HALIFAX	4/9/2019	183	161	202	184	17	125	9	10	87.500%
147 ***	KENBRIDGE	3/20/2019	51	53	57	52	5	33	9	6	101.923%
260	KEYSVILLE	5/8/2019	102	92	113	103	1	73	4	14	89.320%
342 ***	VOLENS	4/16/2019	28	39	32	29	9	30	0	0	134.483%
CDR: TOM HART (147)			1275	1231	1417	1288	71	941	81	138	95.575%

WESTERN REGION-- SIXTH DISTRICT-- (13 Posts)

Post	Location	Last Transmittal	Prior Year Mbrs	Curr Year Mbrs	6/1/2019 110% Target Goal	Curr Year Goal	New Mbrs	Ren Mbrs	Paid Up For Life	On-line	Per Cent of Goal
6	ROCKY MOUNT	4/3/2019	87	77	97	88	1	67	5	4	87.500%
11	BASSETT	12/19/2018	40	30	45	41	0	23	4	3	73.171%
29	DANVILLE	4/11/2019	166	163	184	167	4	146	8	5	97.605%
42	MARTINSVILLE	4/10/2019	94	80	105	95	2	62	6	10	84.211%
47	CHATHAM	4/3/2019	21	8	24	22	0	0	2	6	36.364%
78	MARTINSVILLE	5/8/2019	190	181	210	191	4	152	12	13	94.764%
96	CALLAWAY	12/19/2018	15	14	18	16	0	13	0	1	87.500%
105	STUART	3/6/2019	65	58	73	66	1	44	7	6	87.879%
111 *	ROCKY MOUNT	3/20/2019	38	39	43	39	4	19	11	5	100.000%
127	FLOYD	3/20/2019	76	71	85	77	3	52	10	6	92.208%
232	GRETNA	3/6/2019	92	80	102	93	4	67	3	6	86.022%
325	DANVILLE	4/24/2019	278	251	307	279	3	210	19	19	89.964%
1097	DANVILLE	4/17/2019	326	289	360	327	24	217	27	21	88.379%
CDR: ANN BOWER			1488	1341	1651	1501	50	1072	114	105	89.340%

WESTERN REGION-- SEVENTH DISTRICT-- (9 Posts)

Post	Location	Last Transmittal	Prior Year Mbrs	Curr Year Mbrs	6/1/2019 110% Target Goal	Curr Year Goal	New Mbrs	Ren Mbrs	Paid Up For Life	On-line	Per Cent of Goal
7 ***	PULASKI	4/2/2019	121	124	134	122	4	105	8	7	101.639%
9 ***	WYTHEVILLE	3/27/2019	112	115	124	113	6	66	31	12	101.770%
18	MARION	4/24/2019	59	53	66	60	2	40	6	5	88.333%
20	BLAND	4/3/2019	50	44	56	51	1	36	3	4	86.275%

WESTERN REGION-- SEVENTH DISTRICT-- (9 Posts)

Post	Location	Last Transmittal	Prior Year Mbrs	Curr Year Mbrs	6/1/2019 110% Target Goal	Curr Year Goal	New Mbrs	Ren Mbrs	Paid Up For Life	On-line	Per Cent of Goal
58 ***	DUBLIN	3/26/2019	45	57	51	46	10	46	1	0	123.913%
68	NARROWS	4/24/2019	85	75	95	86	3	52	18	2	87.209%
229	RURAL RETREAT	3/20/2019	135	132	150	136	2	86	32	12	97.059%
245 ***	GALAX	3/26/2019	126	131	140	127	9	102	12	8	103.150%
311 ***	PEMBROKE	3/7/2019	45	47	51	46	4	36	3	4	102.174%
CDR: BILL HOGG (311)			778	778	866	787	41	569	114	54	98.856%

WESTERN REGION-- EIGHTH DISTRICT-- (12 Posts)

Post	Location	Last Transmittal	Prior Year Mbrs	Curr Year Mbrs	6/1/2019 110% Target Goal	Curr Year Goal	New Mbrs	Ren Mbrs	Paid Up For Life	On-line	Per Cent of Goal
12	ABINGDON	4/3/2019	89	75	99	90	0	56	12	7	83.333%
14	POCAHONTAS	4/8/2019	85	75	95	86	3	61	7	4	87.209%
122	BLUEFIELD	9/10/2018	21	16	24	22	0	2	14	0	72.727%
133 ***	TAZEWELL	4/30/2019	104	116	116	105	7	90	10	9	110.476%
135	DAMASCUS	4/3/2019	37	34	42	38	0	29	2	3	89.474%
164	GRUNDY	4/11/2019	359	332	396	360	2	240	76	14	92.222%
185	JONESVILLE	4/3/2019	47	45	53	48	0	32	6	7	93.750%
208	LEBANON	2/5/2019	75	70	84	76	2	56	9	3	92.105%
227	CLINTWOOD	9/25/2018	17	14	20	18	0	11	3	0	77.778%
243 ***	NORTON	4/8/2019	81	93	90	82	25	57	6	5	113.415%
265 *	GATE CITY	4/30/2019	111	112	123	112	4	101	1	6	100.000%
775	POCAHONTAS SCC	5/1/2019	19	15	22	20	2	10	0	3	75.000%
CDR: PERRY JOHNSON(133)			1045	997	1163	1057	45	745	146	61	94.324%

WESTERN REGION-- NINTH DISTRICT-- (9 Posts)

Post	Location	Last Transmittal	Prior Year Mbrs	Curr Year Mbrs	6/1/2019 110% Target Goal	Curr Year Goal	New Mbrs	Ren Mbrs	Paid Up For Life	On-line	Per Cent of Goal
3	ROANOKE	5/1/2019	362	351	399	363	26	227	48	50	96.694%
4	COVINGTON	1/16/2019	54	48	61	55	0	40	5	3	87.273%
30	RADFORD	3/20/2019	30	26	34	31	0	18	5	3	83.871%
59 ***	CHRISTIANSBURG	3/13/2019	78	80	87	79	4	59	12	5	101.266%
80	VINTON	4/9/2019	81	73	90	82	1	57	12	3	89.024%
93 *	BUCHANAN	4/1/2019	49	50	55	50	2	29	8	11	100.000%
182	BLACKSBURG	5/1/2019	45	41	51	46	1	22	7	11	89.130%
240 ***	TROUTVILLE	4/8/2019	47	52	53	48	4	34	13	1	108.333%
248	ROANOKE	5/1/2019	72	71	80	73	2	45	16	8	97.260%
CDR: GENE MALINOWSKI (5)			818	792	910	827	40	531	126	95	95.768%

WESTERN REGION-- TENTH DISTRICT-- (11 Posts)

Post	Location	Last Transmittal	Prior Year Mbrs	Curr Year Mbrs	6/1/2019 110% Target Goal	Curr Year Goal	New Mbrs	Ren Mbrs	Paid Up For Life	On-line	Per Cent of Goal
16	LYNCHBURG	4/30/2019	934	910	1029	935	89	691	33	97	97.326%
17 ***	LOVINGSTON	3/13/2019	60	63	67	61	3	49	6	5	103.279%
36 *	ALTAVISTA	3/6/2019	51	52	57	52	3	37	5	7	100.000%
52	BROOKNEAL	3/29/2019	41	37	46	42	2	34	1	0	88.095%
54	BEDFORD	4/3/2019	132	121	146	133	4	79	22	16	90.977%
62 ***	SMITH MTN LAKE	3/28/2019	31	33	35	32	1	16	5	11	103.125%
104	APPOMATTOX	4/3/2019	155	147	172	156	13	99	17	18	94.231%
134 ***	DILLWYN	3/6/2019	31	34	35	32	4	29	0	1	106.250%
217	BIG ISLAND	10/31/2018	22	21	25	23	0	20	1	0	91.304%
269 *	CUMBERLAND	2/26/2019	33	34	37	34	3	29	1	1	100.000%
274 ***	MADISON HEIGHTS	3/28/2019	77	82	86	78	4	71	4	3	105.128%
CDR: MICHAEL TOMLIN (21			1567	1534	1736	1578	126	1154	95	159	97.212%

*** POSTS EQUALING OR SURPASSING THEIR PRIOR YEAR MEMBERSHIP**

***** POSTS EQUALING OR SURPASSING THEIR CURRENT YEAR GOAL**

+ POSTS EQUALING OR SURPASSING THEIR TARGET GOAL