

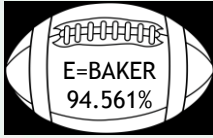


# “100% for 100 YEARS”

## “TOUCHDOWN”



### Department of Virginia **TEAM VIRGINIA** May 15, 2019

The Department of Virginia traditional Post membership is 96.470% of goal. With every Post and every member engaging in renewing our past legionnaires and recruiting new members, we will make 100%!

Western Region Department Vice Commander Jennings advanced from last week by .298 points. They have 95.112% of goal. Been a long time since the West has held second place this long into the membership year! Eastern Region Department Vice Commander Baker with 94.561% of goal, is making positive strides. Northern Department Vice Commander Dudley maintains the lead with 98.594% of goal.

**CONGRATULATIONS** to the following Posts for making touchdown (100%):

- Post 75 (100.000%) in Gloucester, Commander Brosemer, District 3 (E)
- Post 49 (100.000%) in Smithfield, Commander Hannon,(PDC),District 4 (E)
- Post 29 (100.000%) in Danville, Commander Williams, District 6 (W)

District 1 advanced 2 positions from last week. Congratulations for continuing your efforts on growth. In the meantime, District 10 has entered into the top five positions again...watch them!

Membership is an on-going endeavor. Although the 16<sup>th</sup> District has reached 100% and is in first position, they continue to grow by working membership. Chic-Fil-A held a Military Appreciation Day and the 16<sup>th</sup> District set up a membership booth. What a great thought and follow through! To all Posts and Districts, feel free to let us know about your membership activities.

Our membership year is not over, so lets continue to get Legionnaires and grow! With only one member over last year's goal, we have a great opportunity to attain a Department wide 100%. There is no better time than now!

For God and Country,


A.B. Brown

Our national position as of May 13, 2019 is 19

58, 329, 342, 94, 240, 45, 1775, 128, 134, 81, 113, 221, 1799, 40,136, 201, 1995, 194, 32, 65, 295, 252, 35,147, 9, 245, 17, 2001, 148, 311, 34, 133, 36, 62, 274, 1836, 37, 129, 176, 59, 269, 1991, 7, 25, 364, 111, 354, 90, 175, 188, 77, 10, 93, 243, 180, 21, 165, 290, 5, 44, 280, 293, 327, 24, 310, 265, 184,123, 242, 39, 210, 75, 49, 29

- 16<sup>th</sup>
- 2<sup>nd</sup>
- 7<sup>th</sup>
- 17<sup>th</sup>
- 10<sup>th</sup>
- 15<sup>th</sup>
- 13<sup>th</sup>
- 5<sup>th</sup>
- 9<sup>th</sup>
- 8<sup>th</sup>
- 3<sup>rd</sup>
- 1<sup>st</sup>
- 4<sup>th</sup>
- 12<sup>th</sup>
- 14<sup>th</sup>
- 11<sup>th</sup>
- 6<sup>th</sup>

### TOUCHDOWNS



**THE AMERICAN LEGION**  
**DEPARTMENT OF VIRGINIA**  
**REGION AND DISTRICT STANDINGS**  
**AS OF 5/15/2019**

**Regional Standings**

<b>Region</b>	<b>Stand-ings</b>	<b>Prior Year Mbrs</b>	<b>Curr Year Mbrs</b>	<b>Curr Year Goal</b>	<b>New Mbrs</b>	<b>Ren Mbrs</b>	<b>Paid Up For Life</b>	<b>Online</b>	<b>Per Cent of Goal</b>
NORTHERN	1	14938	14794	15005	973	8180	2143	3498	98.594%
WESTERN	2	6971	6694	7038	383	5023	676	612	95.112%
EASTERN	3	11598	11057	11693	880	6707	1360	2111	94.561%

**District Standings**

<b>District</b>		<b>Prior Year Mbrs</b>	<b>Curr Year Mbrs</b>	<b>Curr Year Goal</b>	<b>New Mbrs</b>	<b>Ren Mbrs</b>	<b>Paid Up For Life</b>	<b>Online</b>	<b>Per Cent of Goal</b>
SIXTEENTH	1	4236	4334	4253	422	2093	652	1167	101.905%
SECOND	2	2705	2754	2719	348	1577	261	568	101.287%
SEVENTH	3	778	778	787	41	569	114	54	98.856%
SEVENTEENTH	4	5949	5844	5967	311	2951	924	1658	97.939%
TENTH	5	1567	1543	1578	130	1159	95	159	97.782%
FIFTEENTH	6	1854	1816	1861	79	1352	169	216	97.582%
THIRTEENTH	7	2038	1994	2048	127	1219	275	373	97.363%
FIFTH	8	1275	1234	1288	71	944	81	138	95.807%
NINTH	9	818	792	827	40	531	126	95	95.768%
EIGHTH	10	1045	997	1057	45	745	146	61	94.324%
THIRD	11	2495	2351	2511	182	1332	370	467	93.628%
FIRST	12	608	568	612	37	335	66	130	92.810%
FOURTH	13	1457	1364	1471	80	952	150	183	92.726%
TWELFTH	14	1531	1429	1549	103	894	173	259	92.253%
FOURTEENTH	15	861	806	876	34	565	123	84	92.009%
ELEVENTH	16	2802	2591	2831	130	1617	340	504	91.522%
SIXTH	17	1488	1350	1501	56	1075	114	105	89.940%
<b>TRADITIONAL:</b>		33507	32545	33736	2236	19910	4179	6221	96.470%
<b>POST 141:</b>		8062	6516	7577	46	3715	702	2053	85.997%
<b>CYBERPOST 1919:</b>	1	1	1	1	0	1	0		100.000%
<b>SUBTOTAL:</b>		41570	39062	41314	2282	23626	4881	8274	94.549%
<b>NEW DMS:</b>			0	0					
<b>OVERALL TOTAL</b>			39062	41314					

**YEAR TO DATE TOTALS AND SUMMARY**

<b>CURRENT YEAR GOAL:</b>	41314
<b>MEMBERSHIP AS OF 5/15/2019 :</b>	39062
<b>REMAINDER TO MEET GOAL:</b>	2252

**EASTERN REGION-- FIRST DISTRICT-- (4 Posts)**

Post	Location	Last Transmittal	Prior Year Mbrs	Curr Year Mbrs	6/1/2019 110% Target Goal	Curr Year Goal	New Mbrs	Ren Mbrs	Paid Up For Life	On-line	Per Cent of Goal
56	NORTHAMPTON	5/1/2019	243	229	268	244	20	131	21	57	93.852%
100	PARKSLEY	4/17/2019	31	28	35	32	2	13	5	8	87.500%
101	ONANCOCK	12/19/2018	17	14	20	18	0	5	7	2	77.778%
159	CHINCOTEAGUE	5/15/2019	317	297	350	318	15	186	33	63	93.396%
<b>CDR: JAMES RUSSELL</b>			608	568	673	612	37	335	66	130	92.810%

**EASTERN REGION-- SECOND DISTRICT-- (14 Posts)**

Post	Location	Last Transmittal	Prior Year Mbrs	Curr Year Mbrs	6/1/2019 110% Target Goal	Curr Year Goal	New Mbrs	Ren Mbrs	Paid Up For Life	On-line	Per Cent of Goal
5 ***	NORFOLK	5/1/2019	115	141	128	116	27	81	12	21	121.552%
35 ***	NORFOLK	5/1/2019	90	101	100	91	11	39	6	45	110.989%
37 ***	NORFOLK	5/8/2019	289	323	319	290	132	165	6	20	111.379%
60	NORFOLK	4/24/2019	59	50	66	60	2	28	4	16	83.333%
81 ***	VIRGINIA BEACH	4/10/2019	22	24	25	23	2	16	5	1	104.348%
110	VIRGINIA BEACH	4/30/2019	346	327	382	347	1	180	55	91	94.236%
113 ***	PRINCESS ANNE	5/14/2019	66	81	74	67	10	37	8	26	120.896%
118	NORFOLK	1/2/2019	18	13	21	19	0	6	3	4	68.421%
190	PORTSMOUTH	5/8/2019	256	238	283	257	20	183	15	20	92.607%
204	NORFOLK	5/15/2019	47	47	53	48	5	37	0	5	97.917%
280 ***	CHESAPEAKE	4/30/2019	406	413	448	407	34	212	57	110	101.474%
310 *	CHURCHLAND	4/24/2019	65	66	73	66	1	43	6	16	100.000%
327 ***	NORFOLK	5/14/2019	900	907	991	901	95	537	82	193	100.666%
1992	VIRGINIA BEACH	4/2/2019	26	23	30	27	8	13	2	0	85.185%
<b>CDR: JOHN SCHENK, SR (327</b>			2705	2754	2991	2719	348	1577	261	568	101.287%

**EASTERN REGION-- THIRD DISTRICT-- (16 Posts)**

Post	Location	Last Transmittal	Prior Year Mbrs	Curr Year Mbrs	6/1/2019 110% Target Goal	Curr Year Goal	New Mbrs	Ren Mbrs	Paid Up For Life	On-line	Per Cent of Goal
25 ***	NEWPORT NEWS	5/14/2019	405	429	447	406	74	226	46	83	105.665%
31	HAMPTON	4/3/2019	63	60	70	64	0	29	17	14	93.750%
39 *	WILLIAMSBURG	4/30/2019	106	107	118	107	1	62	15	29	100.000%
48	HAMPTON	5/1/2019	96	91	107	97	3	39	25	24	93.814%
61	CHARLES CITY	4/17/2019	41	32	46	42	1	25	1	5	76.190%
67	HAMPTON	4/17/2019	178	138	197	179	13	79	32	14	77.095%
75 *	GLOUCESTER	5/14/2019	185	186	205	186	15	98	36	37	100.000%
83	MATHEWS	2/27/2019	166	155	184	167	2	110	18	25	92.814%
165 ***	YORKTOWN	3/29/2019	29	31	33	30	1	18	6	6	103.333%
172	WEST POINT	12/19/2018	16	11	19	17	0	7	3	1	64.706%
273	POQUOSON	3/6/2019	127	121	141	128	6	65	28	22	94.531%
314	AYLETT	1/31/2019	29	28	33	30	1	13	10	4	93.333%

**EASTERN REGION-- THIRD DISTRICT-- (16 Posts)**

Post	Location	Last Transmittal	Prior Year Mbrs	Curr Year Mbrs	6/1/2019 110% Target Goal	Curr Year Goal	New Mbrs	Ren Mbrs	Paid Up For Life	On-line	Per Cent of Goal
368	NEWPORT NEWS	5/8/2019	911	828	1003	912	62	495	110	161	90.789%
1776	WILLIAMSBURG	4/3/2019	84	76	94	85	1	39	11	25	89.412%
1991 ***	TABB	3/13/2019	39	41	44	40	2	27	4	8	102.500%
1997	HAMPTON	4/3/2019	20	17	23	21	0	0	8	9	80.952%
<b>CDR: RICHARD WARD (75)</b>			2495	2351	2762	2511	182	1332	370	467	93.628%

**EASTERN REGION-- FOURTH DISTRICT-- (14 Posts)**

Post	Location	Last Transmittal	Prior Year Mbrs	Curr Year Mbrs	6/1/2019 110% Target Goal	Curr Year Goal	New Mbrs	Ren Mbrs	Paid Up For Life	On-line	Per Cent of Goal
2	PETERSBURG	5/1/2019	368	340	406	369	25	223	38	54	92.141%
46	EMPORIA	3/6/2019	33	26	37	34	0	22	2	2	76.471%
49 *	SMITHFIELD	5/14/2019	154	155	171	155	6	108	13	28	100.000%
57	SUFFOLK	4/30/2019	77	75	86	78	2	62	5	6	96.154%
73	FRANKLIN	4/3/2019	81	74	90	82	2	51	11	10	90.244%
88	SUFFOLK	4/2/2019	78	77	87	79	6	40	11	21	97.468%
120	DISPUTANTA	5/1/2019	126	119	140	127	13	73	21	12	93.701%
146	HOPEWELL	4/1/2019	343	341	378	344	21	251	36	33	99.128%
149	DINWIDDIE	4/3/2019	33	33	37	34	1	22	3	7	97.059%
151	EMPORIA	9/26/2018	72	43	80	73	0	39	3	1	58.904%
160	SURRY	12/18/2018	40	38	45	41	4	24	5	5	92.683%
191	WAVERLY	3/13/2019	14	13	17	15	0	10	0	3	86.667%
264	JARRATT	4/24/2019	20	17	23	21	0	14	2	1	80.952%
276	BOYKINS	4/24/2019	18	13	21	19	0	13	0	0	68.421%
<b>CDR: M COMBO-FARRIS(120)</b>			1457	1364	1618	1471	80	952	150	183	92.726%

**EASTERN REGION-- ELEVENTH DISTRICT-- (20 Posts)**

Post	Location	Last Transmittal	Prior Year Mbrs	Curr Year Mbrs	6/1/2019 110% Target Goal	Curr Year Goal	New Mbrs	Ren Mbrs	Paid Up For Life	On-line	Per Cent of Goal
1	RICHMOND	5/1/2019	141	81	156	142	8	32	18	23	57.042%
38	RICHMOND	11/1/2018	19	10	22	20	0	8	1	1	50.000%
84	RICHMOND	4/10/2019	117	111	130	118	6	71	19	15	94.068%
87	AMELIA	3/28/2019	50	48	56	51	2	34	10	2	94.118%
91	CHESTERFIELD	10/16/2018	5	4	17	15	0	0	2	2	26.667%
108	RICHMOND	5/14/2019	20	17	23	21	0	13	3	1	80.952%
125	RICHMOND	5/1/2019	104	87	116	105	6	67	6	8	82.857%
136 ***	ETTRICK	1/2/2019	19	22	22	20	0	20	0	2	110.000%
137	RICHMOND	4/17/2019	153	129	169	154	4	83	20	22	83.766%
144	HIGHLAND SPRINGS	4/3/2019	187	172	207	188	14	116	20	22	91.489%
186	MIDLOTHIAN	4/10/2019	369	352	407	370	15	225	36	76	95.135%
189	RICHMOND	5/8/2019	26	24	30	27	0	15	7	2	88.889%

**EASTERN REGION-- ELEVENTH DISTRICT-- (20 Posts)**

Post	Location	Last Transmittal	Prior Year Mbrs	Curr Year Mbrs	6/1/2019 110% Target Goal	Curr Year Goal	New Mbrs	Ren Mbrs	Paid Up For Life	On-line	Per Cent of Goal
201 ***	POWHATAN	4/30/2019	100	109	111	101	2	77	16	14	107.921%
210 ***	RICHMOND	5/8/2019	14	16	17	15	0	12	2	2	106.667%
233	RICHMOND	3/20/2019	59	52	66	60	0	41	7	4	86.667%
242 ***	SANDSTON	5/8/2019	71	73	79	72	4	58	7	4	101.389%
244	GLEN ALLEN	4/17/2019	109	102	121	110	1	74	7	20	92.727%
284	COLONIAL HEIGHTS	5/14/2019	1075	1016	1184	1076	58	581	150	227	94.424%
354 ***	RICHMOND	5/8/2019	124	130	138	125	10	69	4	47	104.000%
361	RICHMOND	1/23/2019	40	36	45	41	0	21	5	10	87.805%
<b>CDR: JAMES WALSH (244)</b>			2802	2591	3114	2831	130	1617	340	504	91.522%

**EASTERN REGION-- TWELFTH DISTRICT-- (14 Posts)**

Post	Location	Last Transmittal	Prior Year Mbrs	Curr Year Mbrs	6/1/2019 110% Target Goal	Curr Year Goal	New Mbrs	Ren Mbrs	Paid Up For Life	On-line	Per Cent of Goal
55	FREDERICKSBURG	5/8/2019	227	211	251	228	35	140	22	14	92.544%
64	TAPPAHANNOCK	3/20/2019	45	40	51	46	0	25	3	12	86.957%
82	SALUDA	2/6/2019	23	19	26	24	0	3	6	10	79.167%
86	KILMARNOCK	3/6/2019	75	71	84	76	1	43	12	15	93.421%
89	KING GEORGE	4/17/2019	162	142	179	163	1	75	33	33	87.117%
115	FARNHAM	10/31/2018	18	5	21	19	1	4	0	0	26.316%
117	REEDVILLE	4/17/2019	127	119	141	128	3	95	10	11	92.969%
148 ***	COLONIAL BEACH	4/30/2019	279	296	308	280	42	194	16	44	105.714%
221 ***	CAROLINE COUNTY	1/9/2019	38	40	43	39	4	24	4	8	102.564%
241 *	STORMONT	9/4/2018	10	11	17	15	2	9	0	0	73.333%
252 *	MONTROSS	1/30/2019	60	61	67	61	0	43	10	8	100.000%
320	SPOTSYLVANIA	4/17/2019	381	332	420	382	12	173	50	97	86.911%
329 ***	DAHLGREN	11/14/2018	40	42	45	41	2	38	2	0	102.439%
401	WARSAW	5/1/2019	46	40	52	47	0	28	5	7	85.106%
<b>CDR: DONNELL JOHNSON (5)</b>			1531	1429	1704	1549	103	894	173	259	92.253%

**NORTHERN REGION-- THIRTEENTH DISTRICT-- (10 Posts)**

Post	Location	Last Transmittal	Prior Year Mbrs	Curr Year Mbrs	6/1/2019 110% Target Goal	Curr Year Goal	New Mbrs	Ren Mbrs	Paid Up For Life	On-line	Per Cent of Goal
74	CHARLOTTESVILLE	5/1/2019	797	761	878	798	55	441	140	125	95.363%
90 ***	BEAVERDAM	5/14/2019	58	65	65	59	11	39	5	10	110.169%
116	LOUISA	5/1/2019	122	120	135	123	3	70	13	34	97.561%
128 ***	STANARDSVILLE	4/17/2019	92	109	102	93	7	89	4	9	117.204%
156	ORANGE	5/1/2019	173	164	191	174	5	115	19	25	94.253%
157	MADISON	2/14/2019	129	117	143	130	8	63	18	28	90.000%
175 ***	MECHANICSVILLE	4/30/2019	333	341	367	334	14	219	34	74	102.096%
206	ASHLAND	4/24/2019	35	35	40	36	0	27	5	3	97.222%

**NORTHERN REGION-- THIRTEENTH DISTRICT-- (10 Posts)**

Post	Location	Last Transmittal	Prior Year Mbrs	Curr Year Mbrs	6/1/2019 110% Target Goal	Curr Year Goal	New Mbrs	Ren Mbrs	Paid Up For On-line Life	Per Cent of Goal	
215	GOOCHLAND	5/14/2019	140	133	155	141	13	73	21	26	94.326%
2003	FLUVANNA COUNTY	4/17/2019	159	149	176	160	11	83	16	39	93.125%
<b>CDR: PHIL GRIMM (74)</b>			2038	1994	2253	2048	127	1219	275	373	97.363%

**NORTHERN REGION-- FOURTEENTH DISTRICT-- (10 Posts)**

Post	Location	Last Transmittal	Prior Year Mbrs	Curr Year Mbrs	6/1/2019 110% Target Goal	Curr Year Goal	New Mbrs	Ren Mbrs	Paid Up For On-line Life	Per Cent of Goal	
13	STAUNTON	5/1/2019	165	156	188	171	10	108	17	21	91.228%
27	DAYTON	5/8/2019	192	175	212	193	4	127	26	18	90.674%
76	HARRISONBURG	12/5/2018	35	33	40	36	0	27	5	1	91.667%
92	BATH COUNTY	4/8/2019	14	12	17	15	0	8	3	1	80.000%
126	BUENA VISTA	5/14/2019	78	76	87	79	3	59	8	6	96.203%
188 ***	HARRISONBURG	5/1/2019	176	179	195	177	14	136	10	19	101.130%
222	ELKTON	9/25/2018	14	12	17	15	0	11	0	1	80.000%
278	PLAINS DISTRICT	9/10/2018	21	19	24	22	0	0	19	0	86.364%
291	LEXINGTON	12/5/2018	14	11	17	15	0	9	0	2	73.333%
340	EAST AUGUSTA COU	5/1/2019	152	133	168	153	3	80	35	15	86.928%
<b>CDR: JOE MCGUGAN(340)</b>			861	806	964	876	34	565	123	84	92.009%

**NORTHERN REGION-- FIFTEENTH DISTRICT-- (7 Posts)**

Post	Location	Last Transmittal	Prior Year Mbrs	Curr Year Mbrs	6/1/2019 110% Target Goal	Curr Year Goal	New Mbrs	Ren Mbrs	Paid Up For On-line Life	Per Cent of Goal	
21 ***	WINCHESTER	5/8/2019	455	471	502	456	37	354	41	39	103.289%
22	LURAY	5/8/2019	70	65	78	71	2	41	13	9	91.549%
41	BERRYVILLE	5/14/2019	173	168	191	174	3	127	6	32	96.552%
53	FRONT ROYAL	5/1/2019	339	319	374	340	11	236	38	34	93.824%
77 ***	STRASBURG	4/3/2019	280	284	309	281	17	224	18	25	101.068%
166	NEW MARKET	5/8/2019	147	142	163	148	1	96	24	21	95.946%
199	WOODSTOCK	5/1/2019	390	367	430	391	8	274	29	56	93.862%
<b>CDR: G. NELSON RITTER (21)</b>			1854	1816	2047	1861	79	1352	169	216	97.582%

**NORTHERN REGION-- SIXTEENTH DISTRICT-- (17 Posts)**

Post	Location	Last Transmittal	Prior Year Mbrs	Curr Year Mbrs	6/1/2019 110% Target Goal	Curr Year Goal	New Mbrs	Ren Mbrs	Paid Up For On-line Life	Per Cent of Goal	
10 ***	MANASSAS	5/8/2019	789	806	869	790	63	395	112	236	102.025%
28	TRIANGLE	5/8/2019	276	273	305	277	25	134	43	71	98.556%
34 ***	LEESBURG	3/6/2019	89	95	99	90	8	42	23	22	105.556%
72	WARRENTON	4/30/2019	417	417	460	418	27	233	55	102	99.761%
114	MANASSAS	2/20/2019	57	48	64	58	5	25	14	4	82.759%

**NORTHERN REGION-- SIXTEENTH DISTRICT-- (17 Posts)**

Post	Location	Last Transmittal	Prior Year Mbrs	Curr Year Mbrs	6/1/2019 110% Target Goal	Curr Year Goal	New Mbrs	Ren Mbrs	Paid Up For Life	On-line	Per Cent of Goal
150	STERLING PARK	4/8/2019	94	93	105	95	1	50	16	26	97.895%
158	MANASSAS	9/10/2018	28	18	32	29	0	13	5	0	62.069%
247	REMINGTON	5/8/2019	93	92	103	94	7	28	25	32	97.872%
290 ***	STAFFORD	4/30/2019	705	720	777	706	95	353	86	186	101.983%
293 ***	PURCELLVILLE	5/1/2019	213	217	235	214	41	89	15	72	101.402%
295 ***	MIDDLEBURG	3/20/2019	22	26	25	23	4	16	1	5	113.043%
330	CULPEPER	4/24/2019	179	170	198	180	9	100	25	36	94.444%
360	WARRENTON	4/3/2019	29	25	33	30	0	17	7	1	83.333%
364 ***	WOODBIDGE	5/14/2019	1003	1066	1104	1004	94	492	190	290	106.175%
1799 ***	HAYMARKET	2/6/2019	112	117	124	113	13	42	16	46	103.540%
1836 ***	LOVETTSVILLE	2/27/2019	40	49	45	41	13	34	2	0	119.512%
2001 ***	ASHBURN	4/16/2019	90	102	100	91	17	30	17	38	112.088%
<b>CDR: SONNIE DICKERSON (3)</b>			4236	4334	4678	4253	422	2093	652	1167	101.905%

**NORTHERN REGION-- SEVENTEENTH DISTRICT-- (18 Posts)**

Post	Location	Last Transmittal	Prior Year Mbrs	Curr Year Mbrs	6/1/2019 110% Target Goal	Curr Year Goal	New Mbrs	Ren Mbrs	Paid Up For Life	On-line	Per Cent of Goal
24 ***	ALEXANDRIA	5/15/2019	724	735	798	725	45	285	126	279	101.379%
44 *	ARLINGTON	4/4/2019	82	83	91	83	2	49	16	16	100.000%
85	ARLINGTON	4/16/2019	146	136	162	147	11	72	16	37	92.517%
123 *	GREENSPRING	4/30/2019	55	56	62	56	3	36	16	1	100.000%
129 ***	ALEXANDRIA	4/3/2019	17	21	20	18	0	8	5	8	116.667%
130	FALLS CHURCH	5/14/2019	213	192	235	214	9	109	24	50	89.720%
139	ARLINGTON	5/1/2019	250	229	276	251	6	121	38	64	91.235%
162	LORTON	4/24/2019	398	336	439	399	9	180	40	107	84.211%
176 ***	SPRINGFIELD	5/1/2019	1376	1415	1515	1377	71	694	229	421	102.760%
177	FAIRFAX	5/14/2019	971	932	1069	972	34	479	143	276	95.885%
180 ***	VIENNA	5/1/2019	648	662	714	649	70	361	76	155	102.003%
184 ***	HERNDON	5/15/2019	200	204	221	201	3	96	44	61	101.493%
194 ***	ARLINGTON	3/13/2019	44	46	50	45	3	34	8	1	102.222%
225	FALLS CHURCH	5/8/2019	29	29	33	30	3	18	8	0	96.667%
270	McLEAN	5/1/2019	313	272	345	314	25	140	45	62	86.624%
1775 ***	FORT BELVOIR	3/6/2019	40	53	45	41	0	27	14	12	129.268%
1976	ANNANDALE	4/17/2019	311	289	343	312	15	180	37	57	92.628%
1995 ***	CENTREVILLE	4/24/2019	132	154	146	133	2	62	39	51	115.789%
<b>CDR: TOMMY POWELL (130)</b>			5949	5844	6564	5967	311	2951	924	1658	97.939%

**WESTERN REGION-- FIFTH DISTRICT-- (13 Posts)**

Post	Location	Last Transmittal	Prior Year Mbrs	Curr Year Mbrs	6/1/2019 110% Target Goal	Curr Year Goal	New Mbrs	Ren Mbrs	Paid Up For Life	On-line	Per Cent of Goal
------	----------	------------------	-----------------	----------------	---------------------------	----------------	----------	----------	------------------	---------	------------------

**WESTERN REGION-- FIFTH DISTRICT-- (13 Posts)**

Post	Location	Last Transmittal	Prior Year Mbrs	Curr Year Mbrs	6/1/2019 110% Target Goal	Curr Year Goal	New Mbrs	Ren Mbrs	Paid Up For Life	On-line	Per Cent of Goal
8	SOUTH BOSTON	4/10/2019	270	264	298	271	14	209	18	23	97.417%
32 ***	FARMVILLE	4/8/2019	38	50	43	39	8	33	2	7	128.205%
40 *	BLACKSTONE	12/18/2018	17	18	20	18	1	13	4	0	100.000%
43	CHASE CITY	4/30/2019	83	76	92	84	0	67	5	4	90.476%
45 ***	CLARKSVILLE	5/8/2019	42	48	47	43	3	23	6	16	111.628%
50	CREWE	4/17/2019	45	37	51	46	0	16	8	13	80.435%
65 ***	LAWRENCEVILLE	2/7/2019	20	22	23	21	3	18	1	0	104.762%
79	SOUTH HILL	5/14/2019	381	354	420	382	7	289	14	44	92.670%
94 ***	ALBERTA	10/17/2018	15	19	18	16	3	14	1	1	118.750%
99	HALIFAX	4/9/2019	183	161	202	184	17	125	9	10	87.500%
147 ***	KENBRIDGE	5/14/2019	51	54	57	52	5	34	9	6	103.846%
260	KEYSVILLE	5/8/2019	102	92	113	103	1	73	4	14	89.320%
342 ***	VOLENS	4/16/2019	28	39	32	29	9	30	0	0	134.483%
<b>CDR: TOM HART (147)</b>			1275	1234	1417	1288	71	944	81	138	95.807%

**WESTERN REGION-- SIXTH DISTRICT-- (13 Posts)**

Post	Location	Last Transmittal	Prior Year Mbrs	Curr Year Mbrs	6/1/2019 110% Target Goal	Curr Year Goal	New Mbrs	Ren Mbrs	Paid Up For Life	On-line	Per Cent of Goal
6	ROCKY MOUNT	4/3/2019	87	77	97	88	1	67	5	4	87.500%
11	BASSETT	12/19/2018	40	30	45	41	0	23	4	3	73.171%
29 *	DANVILLE	5/14/2019	166	167	184	167	8	146	8	5	100.000%
42	MARTINSVILLE	4/10/2019	94	80	105	95	2	62	6	10	84.211%
47	CHATHAM	4/3/2019	21	8	24	22	0	0	2	6	36.364%
78	MARTINSVILLE	5/8/2019	190	181	210	191	4	152	12	13	94.764%
96	CALLAWAY	12/19/2018	15	14	18	16	0	13	0	1	87.500%
105	STUART	5/14/2019	65	60	73	66	1	46	7	6	90.909%
111 *	ROCKY MOUNT	3/20/2019	38	39	43	39	4	19	11	5	100.000%
127	FLOYD	3/20/2019	76	71	85	77	3	52	10	6	92.208%
232	GRETNA	5/14/2019	92	81	102	93	4	68	3	6	87.097%
325	DANVILLE	4/24/2019	278	251	307	279	3	210	19	19	89.964%
1097	DANVILLE	5/14/2019	326	291	360	327	26	217	27	21	88.991%
<b>CDR: ANN BOWER</b>			1488	1350	1651	1501	56	1075	114	105	89.940%

**WESTERN REGION-- SEVENTH DISTRICT-- (9 Posts)**

Post	Location	Last Transmittal	Prior Year Mbrs	Curr Year Mbrs	6/1/2019 110% Target Goal	Curr Year Goal	New Mbrs	Ren Mbrs	Paid Up For Life	On-line	Per Cent of Goal
7 ***	PULASKI	4/2/2019	121	124	134	122	4	105	8	7	101.639%
9 ***	WYTHEVILLE	3/27/2019	112	115	124	113	6	66	31	12	101.770%
18	MARION	4/24/2019	59	53	66	60	2	40	6	5	88.333%
20	BLAND	4/3/2019	50	44	56	51	1	36	3	4	86.275%



**WESTERN REGION-- SEVENTH DISTRICT-- (9 Posts)**

Post	Location	Last Transmittal	Prior Year Mbrs	Curr Year Mbrs	6/1/2019 110% Target Goal	Curr Year Goal	New Mbrs	Ren Mbrs	Paid Up For Life	On-line	Per Cent of Goal
58 ***	DUBLIN	3/26/2019	45	57	51	46	10	46	1	0	123.913%
68	NARROWS	4/24/2019	85	75	95	86	3	52	18	2	87.209%
229	RURAL RETREAT	3/20/2019	135	132	150	136	2	86	32	12	97.059%
245 ***	GALAX	3/26/2019	126	131	140	127	9	102	12	8	103.150%
311 ***	PEMBROKE	3/7/2019	45	47	51	46	4	36	3	4	102.174%
<b>CDR: BILL HOGG (311)</b>			778	778	866	787	41	569	114	54	98.856%

**WESTERN REGION-- EIGHTH DISTRICT-- (12 Posts)**

Post	Location	Last Transmittal	Prior Year Mbrs	Curr Year Mbrs	6/1/2019 110% Target Goal	Curr Year Goal	New Mbrs	Ren Mbrs	Paid Up For Life	On-line	Per Cent of Goal
12	ABINGDON	4/3/2019	89	75	99	90	0	56	12	7	83.333%
14	POCAHONTAS	4/8/2019	85	75	95	86	3	61	7	4	87.209%
122	BLUEFIELD	9/10/2018	21	16	24	22	0	2	14	0	72.727%
133 ***	TAZEWELL	4/30/2019	104	116	116	105	7	90	10	9	110.476%
135	DAMASCUS	4/3/2019	37	34	42	38	0	29	2	3	89.474%
164	GRUNDY	4/11/2019	359	332	396	360	2	240	76	14	92.222%
185	JONESVILLE	4/3/2019	47	45	53	48	0	32	6	7	93.750%
208	LEBANON	2/5/2019	75	70	84	76	2	56	9	3	92.105%
227	CLINTWOOD	9/25/2018	17	14	20	18	0	11	3	0	77.778%
243 ***	NORTON	4/8/2019	81	93	90	82	25	57	6	5	113.415%
265 *	GATE CITY	4/30/2019	111	112	123	112	4	101	1	6	100.000%
775	POCAHONTAS SCC	5/1/2019	19	15	22	20	2	10	0	3	75.000%
<b>CDR: PERRY JOHNSON(133)</b>			1045	997	1163	1057	45	745	146	61	94.324%

**WESTERN REGION-- NINTH DISTRICT-- (9 Posts)**

Post	Location	Last Transmittal	Prior Year Mbrs	Curr Year Mbrs	6/1/2019 110% Target Goal	Curr Year Goal	New Mbrs	Ren Mbrs	Paid Up For Life	On-line	Per Cent of Goal
3	ROANOKE	5/1/2019	362	351	399	363	26	227	48	50	96.694%
4	COVINGTON	1/16/2019	54	48	61	55	0	40	5	3	87.273%
30	RADFORD	3/20/2019	30	26	34	31	0	18	5	3	83.871%
59 ***	CHRISTIANSBURG	3/13/2019	78	80	87	79	4	59	12	5	101.266%
80	VINTON	4/9/2019	81	73	90	82	1	57	12	3	89.024%
93 *	BUCHANAN	4/1/2019	49	50	55	50	2	29	8	11	100.000%
182	BLACKSBURG	5/1/2019	45	41	51	46	1	22	7	11	89.130%
240 ***	TROUTVILLE	4/8/2019	47	52	53	48	4	34	13	1	108.333%
248	ROANOKE	5/1/2019	72	71	80	73	2	45	16	8	97.260%
<b>CDR: GENE MALINOWSKI (5)</b>			818	792	910	827	40	531	126	95	95.768%

**WESTERN REGION-- TENTH DISTRICT-- (11 Posts)**

Post	Location	Last Transmittal	Prior Year Mbrs	Curr Year Mbrs	6/1/2019 110% Target Goal	Curr Year Goal	New Mbrs	Ren Mbrs	Paid Up For Life	On-line	Per Cent of Goal
16	LYNCHBURG	5/14/2019	934	916	1029	935	91	695	33	97	97.968%
17 ***	LOVINGSTON	3/13/2019	60	63	67	61	3	49	6	5	103.279%
36 *	ALTAVISTA	3/6/2019	51	52	57	52	3	37	5	7	100.000%
52	BROOKNEAL	3/29/2019	41	37	46	42	2	34	1	0	88.095%
54	BEDFORD	4/3/2019	132	121	146	133	4	79	22	16	90.977%
62 ***	SMITH MTN LAKE	3/28/2019	31	33	35	32	1	16	5	11	103.125%
104	APPOMATTOX	5/14/2019	155	150	172	156	15	100	17	18	96.154%
134 ***	DILLWYN	3/6/2019	31	34	35	32	4	29	0	1	106.250%
217	BIG ISLAND	10/31/2018	22	21	25	23	0	20	1	0	91.304%
269 *	CUMBERLAND	2/26/2019	33	34	37	34	3	29	1	1	100.000%
274 ***	MADISON HEIGHTS	3/28/2019	77	82	86	78	4	71	4	3	105.128%
<b>CDR: MICHAEL TOMLIN (21</b>			1567	1543	1736	1578	130	1159	95	159	97.782%

**\* POSTS EQUALING OR SURPASSING THEIR PRIOR YEAR MEMBERSHIP**

**\*\*\* POSTS EQUALING OR SURPASSING THEIR CURRENT YEAR GOAL**

**+ POSTS EQUALING OR SURPASSING THEIR TARGET GOAL**