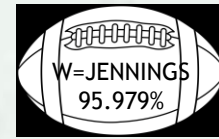

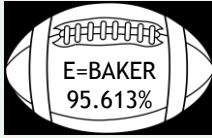


“100% for 100 YEARS”

“TOUCHDOWN”



Department of Virginia **TEAM VIRGINIA**

June 5, 2019

The Department of Virginia made enough points this week to accomplish 97.549% of traditional Post goals. We have had positive progress and 100% is still within reach.

It is wonderful to note when Posts make 100%, week to week! This week we had four (4) more Posts make goal. **Congratulations** to:

Post 104 (100.641%) in Appomattox, Commander McCain, District 10 (W)
Post 126 (100.000%) in Buena Vista, Commander Floyd, District 14 (N)
Post 28 (100.361%) in Triangle, Commander Whitehurst, District 16 (N)
Post 225 (100.000%) in Falls Church, Commander Chastain, District 17 (N)

Department Vice Commander Dudley and the North are still on the edge of making 100%, of goal. Thought it might happen this week, but it will be soon. North has 99.793%! The West and Department Vice Commander Jennings have 95.979% of goal. They are in second position and have not let the East pass them. Department Vice Commander Baker and the East have 95.613% of goal. They are very close to passing the West, but we'll see if that happens.

Many districts and posts are in the process of changing leadership. It is important that these changes do not inhibit membership efforts. Passing on strong membership effort and momentum will provide excellent results. Also, if not already done so, please submit District/Post Data forms so our upcoming Department Directory will be up-to-date.

We look forward to continued growth of Legionnaires...Right now is a great time to contact unpaid members.


For God and Country,

A.B. Brown

Our national position as of June 3, 2019 is 20.

58, 329, 342, 94, 240, 45, 1775, 128, 134, 81, 113, 221, 1799, 40, 136, 201, 1995, 194, 32, 65, 295, 252, 35, 147, 9, 245, 17, 2001, 148, 311, 34, 133, 36, 62, 274, 1836, 37, 129, 176, 59, 269, 1991, 7, 25, 364, 111, 354, 90, 175, 188, 77, 10, 93, 243, 180, 21, 165, 290, 5, 44, 280, 293, 327, 24, 310, 265, 184, 123, 242, 39, 210, 75, 49, 29, 146, 204, 72, 104, 126, 28, 225

- 16th
- 2nd
- 10th
- 7th
- 17th
- 13th
- 15th
- 5th
- 9th
- 3rd
- 8th
- 4th
- 12th
- 1st
- 14th
- 11th
- 6th



THE AMERICAN LEGION
DEPARTMENT OF VIRGINIA
REGION AND DISTRICT STANDINGS
AS OF 6/5/2019

Regional Standings

Region	Stand-ings	Prior Year Mbrs	Curr Year Mbrs	Curr Year Goal	New Mbrs	Ren Mbrs	Paid Up For Life	Online	Per Cent of Goal
NORTHERN	1	14938	14974	15005	1042	8241	2143	3548	99.793%
WESTERN	2	6971	6755	7038	389	5070	676	620	95.979%
EASTERN	3	11598	11180	11693	910	6767	1360	2144	95.613%

District Standings

District		Prior Year Mbrs	Curr Year Mbrs	Curr Year Goal	New Mbrs	Ren Mbrs	Paid Up For Life	Online	Per Cent of Goal
SIXTEENTH	1	4236	4418	4253	448	2124	652	1194	103.880%
SECOND	2	2705	2770	2719	351	1581	261	577	101.876%
TENTH	3	1567	1571	1578	131	1184	95	161	99.556%
SEVENTH	4	778	779	787	41	570	114	54	98.983%
SEVENTEENTH	5	5949	5895	5967	333	2964	924	1674	98.793%
THIRTEENTH	6	2038	2023	2048	142	1229	275	377	98.779%
FIFTEENTH	7	1854	1825	1861	81	1356	169	219	98.066%
FIFTH	8	1275	1240	1288	71	948	81	140	96.273%
NINTH	9	818	793	827	40	531	126	96	95.889%
THIRD	10	2495	2378	2511	194	1343	370	471	94.703%
EIGHTH	11	1045	1001	1057	47	746	146	62	94.702%
FOURTH	12	1457	1393	1471	86	972	150	186	94.697%
TWELFTH	13	1531	1456	1549	104	910	173	269	93.996%
FIRST	14	608	569	612	37	334	66	132	92.974%
FOURTEENTH	15	861	813	876	38	568	123	84	92.808%
ELEVENTH	16	2802	2614	2831	138	1627	340	509	92.335%
SIXTH	17	1488	1371	1501	59	1091	114	107	91.339%
TRADITIONAL:		33507	32909	33736	2341	20078	4179	6312	97.549%
POST 141:		8062	6579	7577	46	3746	702	2085	86.829%
CYBERPOST 1919:	1		1	1	0	1	0		100.000%
SUBTOTAL:		41570	39489	41314	2387	23825	4881	8397	95.583%
NEW DMS:			0	0					
OVERALL TOTAL			39489	41314					

YEAR TO DATE TOTALS AND SUMMARY

CURRENT YEAR GOAL:	41314
MEMBERSHIP AS OF 6/5/2019 :	39489
REMAINDER TO MEET GOAL:	1825

EASTERN REGION-- FIRST DISTRICT-- (4 Posts)

Post	Location	Last Transmittal	Prior Year Mbrs	Curr Year Mbrs	6/1/2019 110% Target Goal	Curr Year Goal	New Mbrs	Ren Mbrs	Paid Up For Life	On-line	Per Cent of Goal
56	NORTHAMPTON	5/1/2019	243	229	268	244	20	131	21	57	93.852%
100	PARKSLEY	6/4/2019	31	29	35	32	2	13	5	9	90.625%
101	ONANCOCK	12/19/2018	17	14	20	18	0	5	7	2	77.778%
159	CHINCOTEAGUE	5/22/2019	317	297	350	318	15	185	33	64	93.396%
CDR: JAMES RUSSELL			608	569	673	612	37	334	66	132	92.974%

EASTERN REGION-- SECOND DISTRICT-- (14 Posts)

Post	Location	Last Transmittal	Prior Year Mbrs	Curr Year Mbrs	6/1/2019 110% Target Goal	Curr Year Goal	New Mbrs	Ren Mbrs	Paid Up For Life	On-line	Per Cent of Goal
5 ***	NORFOLK	6/4/2019	115	142	128	116	27	81	12	22	122.414%
35 ***	NORFOLK	6/4/2019	90	103	100	91	12	39	6	46	113.187%
37 ***	NORFOLK	5/8/2019	289	323	319	290	132	165	6	20	111.379%
60	NORFOLK	4/24/2019	59	50	66	60	2	28	4	16	83.333%
81 ***	VIRGINIA BEACH	4/10/2019	22	24	25	23	2	16	5	1	104.348%
110	VIRGINIA BEACH	5/22/2019	346	328	382	347	1	180	55	92	94.524%
113 ***	PRINCESS ANNE	5/14/2019	66	81	74	67	10	37	8	26	120.896%
118	NORFOLK	6/4/2019	18	14	21	19	0	6	3	5	73.684%
190	PORTSMOUTH	6/4/2019	256	240	283	257	20	183	15	22	93.385%
204 *	NORFOLK	5/29/2019	47	48	53	48	5	38	0	5	100.000%
280 ***	CHESAPEAKE	6/4/2019	406	415	448	407	34	213	57	111	101.966%
310 *	CHURCHLAND	4/24/2019	65	66	73	66	1	43	6	16	100.000%
327 ***	NORFOLK	6/4/2019	900	913	991	901	97	539	82	195	101.332%
1992	VIRGINIA BEACH	4/2/2019	26	23	30	27	8	13	2	0	85.185%
CDR: JOHN SCHENK, SR (327			2705	2770	2991	2719	351	1581	261	577	101.876%

EASTERN REGION-- THIRD DISTRICT-- (16 Posts)

Post	Location	Last Transmittal	Prior Year Mbrs	Curr Year Mbrs	6/1/2019 110% Target Goal	Curr Year Goal	New Mbrs	Ren Mbrs	Paid Up For Life	On-line	Per Cent of Goal
25 ***	NEWPORT NEWS	6/4/2019	405	435	447	406	78	228	46	83	107.143%
31	HAMPTON	4/3/2019	63	60	70	64	0	29	17	14	93.750%
39 *	WILLIAMSBURG	4/30/2019	106	107	118	107	1	62	15	29	100.000%
48	HAMPTON	5/1/2019	96	91	107	97	3	39	25	24	93.814%
61	CHARLES CITY	4/17/2019	41	32	46	42	1	25	1	5	76.190%
67	HAMPTON	5/22/2019	178	139	197	179	13	79	32	15	77.654%
75 ***	GLOUCESTER	6/3/2019	185	187	205	186	15	99	36	37	100.538%
83	MATHEWS	2/27/2019	166	155	184	167	2	110	18	25	92.814%
165 ***	YORKTOWN	3/29/2019	29	31	33	30	1	18	6	6	103.333%
172	WEST POINT	12/19/2018	16	11	19	17	0	7	3	1	64.706%
273	POQUOSON	3/6/2019	127	121	141	128	6	65	28	22	94.531%
314	AYLETT	1/31/2019	29	28	33	30	1	13	10	4	93.333%

EASTERN REGION-- THIRD DISTRICT-- (16 Posts)

Post	Location	Last Transmittal	Prior Year Mbrs	Curr Year Mbrs	6/1/2019 110% Target Goal	Curr Year Goal	New Mbrs	Ren Mbrs	Paid Up For Life	On-line	Per Cent of Goal
368	NEWPORT NEWS	6/4/2019	911	847	1003	912	70	503	110	164	92.873%
1776	WILLIAMSBURG	4/3/2019	84	76	94	85	1	39	11	25	89.412%
1991 ***	TABB	3/13/2019	39	41	44	40	2	27	4	8	102.500%
1997	HAMPTON	4/3/2019	20	17	23	21	0	0	8	9	80.952%
CDR: RICHARD WARD (75)			2495	2378	2762	2511	194	1343	370	471	94.703%

EASTERN REGION-- FOURTH DISTRICT-- (14 Posts)

Post	Location	Last Transmittal	Prior Year Mbrs	Curr Year Mbrs	6/1/2019 110% Target Goal	Curr Year Goal	New Mbrs	Ren Mbrs	Paid Up For Life	On-line	Per Cent of Goal
2	PETERSBURG	5/22/2019	368	343	406	369	25	225	38	55	92.954%
46	EMPORIA	5/29/2019	33	29	37	34	0	25	2	2	85.294%
49 *	SMITHFIELD	5/14/2019	154	155	171	155	6	108	13	28	100.000%
57	SUFFOLK	4/30/2019	77	75	86	78	2	62	5	6	96.154%
73	FRANKLIN	6/4/2019	81	75	90	82	2	51	11	11	91.463%
88	SUFFOLK	4/2/2019	78	77	87	79	6	40	11	21	97.468%
120	DISPUTANTA	5/22/2019	126	120	140	127	13	73	21	13	94.488%
146 ***	HOPEWELL	6/3/2019	343	350	378	344	26	255	36	33	101.744%
149	DINWIDDIE	4/3/2019	33	33	37	34	1	22	3	7	97.059%
151	EMPORIA	6/3/2019	72	53	80	73	1	48	3	1	72.603%
160	SURRY	12/18/2018	40	38	45	41	4	24	5	5	92.683%
191	WAVERLY	3/13/2019	14	13	17	15	0	10	0	3	86.667%
264	JARRATT	5/22/2019	20	19	23	21	0	16	2	1	90.476%
276	BOYKINS	4/24/2019	18	13	21	19	0	13	0	0	68.421%
CDR: M COMBO-FARRIS(120)			1457	1393	1618	1471	86	972	150	186	94.697%

EASTERN REGION-- ELEVENTH DISTRICT-- (20 Posts)

Post	Location	Last Transmittal	Prior Year Mbrs	Curr Year Mbrs	6/1/2019 110% Target Goal	Curr Year Goal	New Mbrs	Ren Mbrs	Paid Up For Life	On-line	Per Cent of Goal
1	RICHMOND	5/28/2019	141	89	156	142	11	37	18	23	62.676%
38	RICHMOND	11/1/2018	19	10	22	20	0	8	1	1	50.000%
84	RICHMOND	5/22/2019	117	112	130	118	6	71	19	16	94.915%
87	AMELIA	5/22/2019	50	49	56	51	2	34	10	3	96.078%
91	CHESTERFIELD	10/16/2018	5	4	17	15	0	0	2	2	26.667%
108	RICHMOND	5/14/2019	20	17	23	21	0	13	3	1	80.952%
125	RICHMOND	5/22/2019	104	88	116	105	6	68	6	8	83.810%
136 ***	ETTRICK	1/2/2019	19	22	22	20	0	20	0	2	110.000%
137	RICHMOND	4/17/2019	153	129	169	154	4	83	20	22	83.766%
144	HIGHLAND SPRINGS	4/3/2019	187	172	207	188	14	116	20	22	91.489%
186	MIDLOTHIAN	5/22/2019	369	353	407	370	15	225	36	77	95.405%
189	RICHMOND	5/8/2019	26	24	30	27	0	15	7	2	88.889%

EASTERN REGION-- ELEVENTH DISTRICT-- (20 Posts)

Post	Location	Last Transmittal	Prior Year Mbrs	Curr Year Mbrs	6/1/2019 110% Target Goal	Curr Year Goal	New Mbrs	Ren Mbrs	Paid Up For Life	On-line	Per Cent of Goal
201 ***	POWHATAN	4/30/2019	100	109	111	101	2	77	16	14	107.921%
210 ***	RICHMOND	5/8/2019	14	16	17	15	0	12	2	2	106.667%
233	RICHMOND	6/4/2019	59	54	66	60	1	42	7	4	90.000%
242 ***	SANDSTON	6/4/2019	71	75	79	72	5	59	7	4	104.167%
244	GLEN ALLEN	5/22/2019	109	103	121	110	1	75	7	20	93.636%
284	COLONIAL HEIGHTS	6/4/2019	1075	1022	1184	1076	61	582	150	229	94.981%
354 ***	RICHMOND	5/8/2019	124	130	138	125	10	69	4	47	104.000%
361	RICHMOND	1/23/2019	40	36	45	41	0	21	5	10	87.805%
CDR: JAMES WALSH (244)			2802	2614	3114	2831	138	1627	340	509	92.335%

EASTERN REGION-- TWELFTH DISTRICT-- (14 Posts)

Post	Location	Last Transmittal	Prior Year Mbrs	Curr Year Mbrs	6/1/2019 110% Target Goal	Curr Year Goal	New Mbrs	Ren Mbrs	Paid Up For Life	On-line	Per Cent of Goal
55	FREDERICKSBURG	5/8/2019	227	211	251	228	35	140	22	14	92.544%
64	TAPPAHANNOCK	3/20/2019	45	40	51	46	0	25	3	12	86.957%
82	SALUDA	2/6/2019	23	19	26	24	0	3	6	10	79.167%
86	KILMARNOCK	3/6/2019	75	71	84	76	1	43	12	15	93.421%
89	KING GEORGE	5/22/2019	162	144	179	163	1	75	33	35	88.344%
115	FARNHAM	10/31/2018	18	5	21	19	1	4	0	0	26.316%
117	REEDVILLE	6/4/2019	127	120	141	128	3	95	10	12	93.750%
148 ***	COLONIAL BEACH	5/22/2019	279	297	308	280	42	194	16	45	106.071%
221 ***	CAROLINE COUNTY	5/22/2019	38	41	43	39	5	24	4	8	105.128%
241 *	STORMONT	9/4/2018	10	11	17	15	2	9	0	0	73.333%
252 *	MONTROSS	1/30/2019	60	61	67	61	0	43	10	8	100.000%
320	SPOTSYLVANIA	6/4/2019	381	353	420	382	12	189	50	102	92.408%
329 ***	DAHLGREN	11/14/2018	40	42	45	41	2	38	2	0	102.439%
401	WARSAW	6/4/2019	46	41	52	47	0	28	5	8	87.234%
CDR: DONNELL JOHNSON (5)			1531	1456	1704	1549	104	910	173	269	93.996%

NORTHERN REGION-- THIRTEENTH DISTRICT-- (10 Posts)

Post	Location	Last Transmittal	Prior Year Mbrs	Curr Year Mbrs	6/1/2019 110% Target Goal	Curr Year Goal	New Mbrs	Ren Mbrs	Paid Up For Life	On-line	Per Cent of Goal
74	CHARLOTTESVILLE	6/5/2019	797	780	878	798	60	452	140	128	97.744%
90 ***	BEAVERDAM	6/5/2019	58	65	65	59	11	39	5	10	110.169%
116	LOUISA	5/1/2019	122	120	135	123	3	70	13	34	97.561%
128 ***	STANARDSVILLE	6/4/2019	92	117	102	93	15	89	4	9	125.806%
156	ORANGE	6/4/2019	173	166	191	174	7	115	19	25	95.402%
157	MADISON	2/14/2019	129	117	143	130	8	63	18	28	90.000%
175 ***	MECHANICSVILLE	4/30/2019	333	341	367	334	14	219	34	74	102.096%
206	ASHLAND	4/24/2019	35	35	40	36	0	27	5	3	97.222%

NORTHERN REGION-- THIRTEENTH DISTRICT-- (10 Posts)

Post	Location	Last Transmittal	Prior Year Mbrs	Curr Year Mbrs	6/1/2019 110% Target Goal	Curr Year Goal	New Mbrs	Ren Mbrs	Paid Up For On-line Life	Per Cent of Goal	
215	GOOCHLAND	6/5/2019	140	132	155	141	13	72	21	26	93.617%
2003	FLUVANNA COUNTY	5/22/2019	159	150	176	160	11	83	16	40	93.750%
CDR: PHIL GRIMM (74)			2038	2023	2253	2048	142	1229	275	377	98.779%

NORTHERN REGION-- FOURTEENTH DISTRICT-- (10 Posts)

Post	Location	Last Transmittal	Prior Year Mbrs	Curr Year Mbrs	6/1/2019 110% Target Goal	Curr Year Goal	New Mbrs	Ren Mbrs	Paid Up For On-line Life	Per Cent of Goal	
13	STAUNTON	5/1/2019	165	156	188	171	10	108	17	21	91.228%
27	DAYTON	5/28/2019	192	176	212	193	4	128	26	18	91.192%
76	HARRISONBURG	12/5/2018	35	33	40	36	0	27	5	1	91.667%
92	BATH COUNTY	4/8/2019	14	12	17	15	0	8	3	1	80.000%
126 *	BUENA VISTA	6/4/2019	78	79	87	79	6	59	8	6	100.000%
188 ***	HARRISONBURG	6/4/2019	176	182	195	177	15	138	10	19	102.825%
222	ELKTON	9/25/2018	14	12	17	15	0	11	0	1	80.000%
278	PLAINS DISTRICT	9/10/2018	21	19	24	22	0	0	19	0	86.364%
291	LEXINGTON	12/5/2018	14	11	17	15	0	9	0	2	73.333%
340	EAST AUGUSTA COU	5/1/2019	152	133	168	153	3	80	35	15	86.928%
CDR: JOE MCGUGAN(340)			861	813	964	876	38	568	123	84	92.808%

NORTHERN REGION-- FIFTEENTH DISTRICT-- (7 Posts)

Post	Location	Last Transmittal	Prior Year Mbrs	Curr Year Mbrs	6/1/2019 110% Target Goal	Curr Year Goal	New Mbrs	Ren Mbrs	Paid Up For On-line Life	Per Cent of Goal	
21 ***	WINCHESTER	5/22/2019	455	472	502	456	37	354	41	40	103.509%
22	LURAY	5/8/2019	70	65	78	71	2	41	13	9	91.549%
41	BERRYVILLE	5/14/2019	173	168	191	174	3	127	6	32	96.552%
53	FRONT ROYAL	6/4/2019	339	324	374	340	13	238	38	35	95.294%
77 ***	STRASBURG	4/3/2019	280	284	309	281	17	224	18	25	101.068%
166	NEW MARKET	5/8/2019	147	142	163	148	1	96	24	21	95.946%
199	WOODSTOCK	6/4/2019	390	370	430	391	8	276	29	57	94.629%
CDR: G. NELSON RITTER (21)			1854	1825	2047	1861	81	1356	169	219	98.066%

NORTHERN REGION-- SIXTEENTH DISTRICT-- (17 Posts)

Post	Location	Last Transmittal	Prior Year Mbrs	Curr Year Mbrs	6/1/2019 110% Target Goal	Curr Year Goal	New Mbrs	Ren Mbrs	Paid Up For On-line Life	Per Cent of Goal	
10 ***	MANASSAS	6/4/2019	789	812	869	790	65	396	112	239	102.785%
28 ***	TRIANGLE	6/3/2019	276	278	305	277	28	135	43	72	100.361%
34 ***	LEESBURG	3/6/2019	89	95	99	90	8	42	23	22	105.556%
72 *	WARRENTON	5/28/2019	417	418	460	418	28	233	55	102	100.000%
114	MANASSAS	5/22/2019	57	50	64	58	5	25	14	6	86.207%

NORTHERN REGION-- SIXTEENTH DISTRICT-- (17 Posts)

Post	Location	Last Transmittal	Prior Year Mbrs	Curr Year Mbrs	6/1/2019 110% Target Goal	Curr Year Goal	New Mbrs	Ren Mbrs	Paid Up For Life	On-line	Per Cent of Goal
150	STERLING PARK	5/22/2019	94	94	105	95	1	50	16	27	98.947%
158	MANASSAS	9/10/2018	28	18	32	29	0	13	5	0	62.069%
247	REMINGTON	5/22/2019	93	93	103	94	7	28	25	33	98.936%
290 ***	STAFFORD	6/4/2019	705	734	777	706	103	356	86	189	103.966%
293 ***	PURCELLVILLE	6/4/2019	213	219	235	214	41	89	15	74	102.336%
295 ***	MIDDLEBURG	3/20/2019	22	26	25	23	4	16	1	5	113.043%
330	CULPEPER	5/22/2019	179	173	198	180	11	101	25	36	96.111%
360	WARRENTON	4/3/2019	29	25	33	30	0	17	7	1	83.333%
364 ***	WOODBIDGE	6/4/2019	1003	1113	1104	1004	104	517	190	302	110.857%
1799 ***	HAYMARKET	2/6/2019	112	117	124	113	13	42	16	46	103.540%
1836 ***	LOVETTSVILLE	2/27/2019	40	49	45	41	13	34	2	0	119.512%
2001 ***	ASHBURN	6/4/2019	90	104	100	91	17	30	17	40	114.286%
CDR: SONNIE DICKERSON (3)			4236	4418	4678	4253	448	2124	652	1194	103.880%

NORTHERN REGION-- SEVENTEENTH DISTRICT-- (18 Posts)

Post	Location	Last Transmittal	Prior Year Mbrs	Curr Year Mbrs	6/1/2019 110% Target Goal	Curr Year Goal	New Mbrs	Ren Mbrs	Paid Up For Life	On-line	Per Cent of Goal
24 ***	ALEXANDRIA	6/4/2019	724	736	798	725	45	285	126	280	101.517%
44 *	ARLINGTON	4/4/2019	82	83	91	83	2	49	16	16	100.000%
85	ARLINGTON	5/22/2019	146	138	162	147	12	73	16	37	93.878%
123 *	GREENSPRING	4/30/2019	55	56	62	56	3	36	16	1	100.000%
129 ***	ALEXANDRIA	6/4/2019	17	23	20	18	0	8	5	10	127.778%
130	FALLS CHURCH	5/28/2019	213	193	235	214	10	109	24	50	90.187%
139	ARLINGTON	6/4/2019	250	231	276	251	6	121	38	66	92.032%
162	LORTON	6/4/2019	398	338	439	399	9	180	40	109	84.712%
176 ***	SPRINGFIELD	6/4/2019	1376	1423	1515	1377	71	699	229	424	103.341%
177	FAIRFAX	6/4/2019	971	936	1069	972	34	479	143	280	96.296%
180 ***	VIENNA	6/4/2019	648	678	714	649	87	358	76	157	104.468%
184 ***	HERNDON	6/5/2019	200	206	221	201	3	98	44	61	102.488%
194 ***	ARLINGTON	6/5/2019	44	47	50	45	3	35	8	1	104.444%
225 *	FALLS CHURCH	6/4/2019	29	30	33	30	4	18	8	0	100.000%
270	McLEAN	5/1/2019	313	272	345	314	25	140	45	62	86.624%
1775 ***	FORT BELVOIR	3/6/2019	40	53	45	41	0	27	14	12	129.268%
1976	ANNANDALE	5/22/2019	311	297	343	312	17	186	37	57	95.192%
1995 ***	CENTREVILLE	5/22/2019	132	155	146	133	2	63	39	51	116.541%
CDR: TOMMY POWELL (130)			5949	5895	6564	5967	333	2964	924	1674	98.793%

WESTERN REGION-- FIFTH DISTRICT-- (13 Posts)

Post	Location	Last Transmittal	Prior Year Mbrs	Curr Year Mbrs	6/1/2019 110% Target Goal	Curr Year Goal	New Mbrs	Ren Mbrs	Paid Up For Life	On-line	Per Cent of Goal
------	----------	------------------	-----------------	----------------	---------------------------	----------------	----------	----------	------------------	---------	------------------

WESTERN REGION-- FIFTH DISTRICT-- (13 Posts)

Post	Location	Last Transmittal	Prior Year Mbrs	Curr Year Mbrs	6/1/2019 110% Target Goal	Curr Year Goal	New Mbrs	Ren Mbrs	Paid Up For Life	On-line	Per Cent of Goal
8	SOUTH BOSTON	5/22/2019	270	266	298	271	14	211	18	23	98.155%
32 ***	FARMVILLE	5/28/2019	38	51	43	39	8	34	2	7	130.769%
40 *	BLACKSTONE	12/18/2018	17	18	20	18	1	13	4	0	100.000%
43	CHASE CITY	4/30/2019	83	76	92	84	0	67	5	4	90.476%
45 ***	CLARKSVILLE	5/8/2019	42	48	47	43	3	23	6	16	111.628%
50	CREWE	4/17/2019	45	37	51	46	0	16	8	13	80.435%
65 ***	LAWRENCEVILLE	2/7/2019	20	22	23	21	3	18	1	0	104.762%
79	SOUTH HILL	5/14/2019	381	354	420	382	7	289	14	44	92.670%
94 ***	ALBERTA	10/17/2018	15	19	18	16	3	14	1	1	118.750%
99	HALIFAX	6/4/2019	183	163	202	184	17	126	9	11	88.587%
147 ***	KENBRIDGE	5/14/2019	51	54	57	52	5	34	9	6	103.846%
260	KEYSVILLE	6/4/2019	102	93	113	103	1	73	4	15	90.291%
342 ***	VOLENS	4/16/2019	28	39	32	29	9	30	0	0	134.483%
CDR: TOM HART (147)			1275	1240	1417	1288	71	948	81	140	96.273%

WESTERN REGION-- SIXTH DISTRICT-- (13 Posts)

Post	Location	Last Transmittal	Prior Year Mbrs	Curr Year Mbrs	6/1/2019 110% Target Goal	Curr Year Goal	New Mbrs	Ren Mbrs	Paid Up For Life	On-line	Per Cent of Goal
6	ROCKY MOUNT	4/3/2019	87	77	97	88	1	67	5	4	87.500%
11	BASSETT	12/19/2018	40	30	45	41	0	23	4	3	73.171%
29 ***	DANVILLE	5/28/2019	166	172	184	167	9	149	8	6	102.994%
42	MARTINSVILLE	6/4/2019	94	82	105	95	2	64	6	10	86.316%
47	CHATHAM	4/3/2019	21	8	24	22	0	0	2	6	36.364%
78	MARTINSVILLE	6/3/2019	190	190	210	191	5	160	12	13	99.476%
96	CALLAWAY	12/19/2018	15	14	18	16	0	13	0	1	87.500%
105	STUART	5/22/2019	65	62	73	66	1	48	7	6	93.939%
111 *	ROCKY MOUNT	3/20/2019	38	39	43	39	4	19	11	5	100.000%
127	FLOYD	3/20/2019	76	71	85	77	3	52	10	6	92.208%
232	GRETNA	5/14/2019	92	81	102	93	4	68	3	6	87.097%
325	DANVILLE	4/24/2019	278	251	307	279	3	210	19	19	89.964%
1097	DANVILLE	6/4/2019	326	294	360	327	27	218	27	22	89.908%
CDR: ANN BOWER			1488	1371	1651	1501	59	1091	114	107	91.339%

WESTERN REGION-- SEVENTH DISTRICT-- (9 Posts)

Post	Location	Last Transmittal	Prior Year Mbrs	Curr Year Mbrs	6/1/2019 110% Target Goal	Curr Year Goal	New Mbrs	Ren Mbrs	Paid Up For Life	On-line	Per Cent of Goal
7 ***	PULASKI	4/2/2019	121	124	134	122	4	105	8	7	101.639%
9 ***	WYTHEVILLE	3/27/2019	112	115	124	113	6	66	31	12	101.770%
18	MARION	5/28/2019	59	54	66	60	2	41	6	5	90.000%
20	BLAND	4/3/2019	50	44	56	51	1	36	3	4	86.275%

WESTERN REGION-- SEVENTH DISTRICT-- (9 Posts)

Post	Location	Last Transmittal	Prior Year Mbrs	Curr Year Mbrs	6/1/2019 110% Target Goal	Curr Year Goal	New Mbrs	Ren Mbrs	Paid Up For Life	On-line	Per Cent of Goal
58 ***	DUBLIN	3/26/2019	45	57	51	46	10	46	1	0	123.913%
68	NARROWS	4/24/2019	85	75	95	86	3	52	18	2	87.209%
229	RURAL RETREAT	3/20/2019	135	132	150	136	2	86	32	12	97.059%
245 ***	GALAX	3/26/2019	126	131	140	127	9	102	12	8	103.150%
311 ***	PEMBROKE	3/7/2019	45	47	51	46	4	36	3	4	102.174%
CDR: BILL HOGG (311)			778	779	866	787	41	570	114	54	98.983%

WESTERN REGION-- EIGHTH DISTRICT-- (12 Posts)

Post	Location	Last Transmittal	Prior Year Mbrs	Curr Year Mbrs	6/1/2019 110% Target Goal	Curr Year Goal	New Mbrs	Ren Mbrs	Paid Up For Life	On-line	Per Cent of Goal
12	ABINGDON	6/4/2019	89	76	99	90	0	57	12	7	84.444%
14	POCAHONTAS	4/8/2019	85	75	95	86	3	61	7	4	87.209%
122	BLUEFIELD	9/10/2018	21	16	24	22	0	2	14	0	72.727%
133 ***	TAZEWELL	4/30/2019	104	116	116	105	7	90	10	9	110.476%
135	DAMASCUS	5/28/2019	37	35	42	38	1	29	2	3	92.105%
164	GRUNDY	5/22/2019	359	334	396	360	3	240	76	15	92.778%
185	JONESVILLE	4/3/2019	47	45	53	48	0	32	6	7	93.750%
208	LEBANON	2/5/2019	75	70	84	76	2	56	9	3	92.105%
227	CLINTWOOD	9/25/2018	17	14	20	18	0	11	3	0	77.778%
243 ***	NORTON	4/8/2019	81	93	90	82	25	57	6	5	113.415%
265 *	GATE CITY	4/30/2019	111	112	123	112	4	101	1	6	100.000%
775	POCAHONTAS SCC	5/1/2019	19	15	22	20	2	10	0	3	75.000%
CDR: PERRY JOHNSON(133)			1045	1001	1163	1057	47	746	146	62	94.702%

WESTERN REGION-- NINTH DISTRICT-- (9 Posts)

Post	Location	Last Transmittal	Prior Year Mbrs	Curr Year Mbrs	6/1/2019 110% Target Goal	Curr Year Goal	New Mbrs	Ren Mbrs	Paid Up For Life	On-line	Per Cent of Goal
3	ROANOKE	5/1/2019	362	351	399	363	26	227	48	50	96.694%
4	COVINGTON	1/16/2019	54	48	61	55	0	40	5	3	87.273%
30	RADFORD	3/20/2019	30	26	34	31	0	18	5	3	83.871%
59 ***	CHRISTIANSBURG	3/13/2019	78	80	87	79	4	59	12	5	101.266%
80	VINTON	4/9/2019	81	73	90	82	1	57	12	3	89.024%
93 ***	BUCHANAN	6/4/2019	49	51	55	50	2	29	8	12	102.000%
182	BLACKSBURG	5/1/2019	45	41	51	46	1	22	7	11	89.130%
240 ***	TROUTVILLE	4/8/2019	47	52	53	48	4	34	13	1	108.333%
248	ROANOKE	5/1/2019	72	71	80	73	2	45	16	8	97.260%
CDR: GENE MALINOWSKI (5)			818	793	910	827	40	531	126	96	95.889%

WESTERN REGION-- TENTH DISTRICT-- (11 Posts)

Post	Location	Last Transmittal	Prior Year Mbrs	Curr Year Mbrs	6/1/2019 110% Target Goal	Curr Year Goal	New Mbrs	Ren Mbrs	Paid Up For Life	On-line	Per Cent of Goal
16	LYNCHBURG	6/5/2019	934	933	1029	935	91	712	33	97	99.786%
17 ***	LOVINGSTON	3/13/2019	60	63	67	61	3	49	6	5	103.279%
36 *	ALTAVISTA	3/6/2019	51	52	57	52	3	37	5	7	100.000%
52	BROOKNEAL	5/28/2019	41	38	46	42	3	34	1	0	90.476%
54	BEDFORD	6/5/2019	132	123	146	133	4	80	22	17	92.481%
62 ***	SMITH MTN LAKE	3/28/2019	31	33	35	32	1	16	5	11	103.125%
104 ***	APPOMATTOX	6/4/2019	155	157	172	156	15	107	17	18	100.641%
134 ***	DILLWYN	6/4/2019	31	35	35	32	4	29	0	2	109.375%
217	BIG ISLAND	10/31/2018	22	21	25	23	0	20	1	0	91.304%
269 *	CUMBERLAND	2/26/2019	33	34	37	34	3	29	1	1	100.000%
274 ***	MADISON HEIGHTS	3/28/2019	77	82	86	78	4	71	4	3	105.128%
CDR: MICHAEL TOMLIN (21			1567	1571	1736	1578	131	1184	95	161	99.556%

*** POSTS EQUALING OR SURPASSING THEIR PRIOR YEAR MEMBERSHIP**

***** POSTS EQUALING OR SURPASSING THEIR CURRENT YEAR GOAL**

+ POSTS EQUALING OR SURPASSING THEIR TARGET GOAL