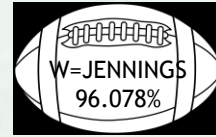

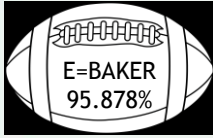


“100% for 100 YEARS”

“TOUCHDOWN”



Department of Virginia **TEAM VIRGINIA**

June 12, 2019

- 16th
- 2nd
- 10th
- 7th
- 17th
- 13th
- 15th
- 9th
- 5th
- 12th
- 4th
- 8th
- 3rd
- 14th
- 1st
- 11th
- 6th

The Department of Virginia sits with 97.729% of traditional Post goal. As mentioned in prior messages, we are not far for achieving 100%.

Most likely, there are some “tailgating” activities taking place in anticipation of next week’s results. The North is on the brink of making 100%...which in my opinion they will...we’ll see! The West is in second position when traditionally the East bypasses them earlier in the year...

We have another Post reach goal this week. **Congratulations** to: *Post 78 (100.000%) in Martinsville, Commander Richardson, District 6(W)*

Currently, we have 82 Posts that made their goal. This represents approximately 38% of all Posts.

Department Vice Commander Dudley and the North are 99.947% of goal. The West and Department Vice Commander Jennings are 96.078% of goal. They are in second position. Department Vice Commander Baker and the East are 95.878% of goal.

Regarding unpaid past members, please contact them. It is a benefit to the veteran, to the Post, to the District, to the Department and to The American Legion...their voice and participation are important!

For God and Country,

A.B. Brown

Our national position as of June 9, 2019 is 20.

58, 329, 342, 94, 240, 45, 1775, 128, 134, 81, 113, 221, 1799, 40, 136, 201, 1995, 194, 32, 65, 295, 252, 35, 147, 9, 245, 17, 2001, 148, 311, 34, 133, 36, 62, 274, 1836, 37, 129, 176, 59, 269, 1991, 7, 25, 364, 111, 354, 90, 175, 188, 77, 10, 93, 243, 180, 21, 165, 290, 5, 44, 280, 293, 327, 24, 310, 265, 184, 123, 242, 39, 210, 75, 49, 29, 146, 204, 72, 104, 126, 28, 225, 78



TOUCHDOWNS



THE AMERICAN LEGION
DEPARTMENT OF VIRGINIA
REGION AND DISTRICT STANDINGS
AS OF 6/12/2019

Regional Standings

Region	Stand-ings	Prior Year Mbrs	Curr Year Mbrs	Curr Year Goal	New Mbrs	Ren Mbrs	Paid Up For Life	Online	Per Cent of Goal
NORTHERN	1	14938	14997	15005	1046	8260	2143	3548	99.947%
WESTERN	2	6971	6762	7038	392	5074	676	620	96.078%
EASTERN	3	11598	11211	11693	927	6781	1360	2144	95.878%

District Standings

District		Prior Year Mbrs	Curr Year Mbrs	Curr Year Goal	New Mbrs	Ren Mbrs	Paid Up For Life	Online	Per Cent of Goal
SIXTEENTH	1	4236	4434	4253	452	2136	652	1194	104.256%
SECOND	2	2705	2779	2719	354	1587	261	577	102.207%
TENTH	3	1567	1572	1578	131	1185	95	161	99.620%
SEVENTH	4	778	779	787	41	570	114	54	98.983%
SEVENTEENTH	5	5949	5898	5967	333	2967	924	1674	98.844%
THIRTEENTH	6	2038	2023	2048	142	1229	275	377	98.779%
FIFTEENTH	7	1854	1827	1861	81	1358	169	219	98.173%
NINTH	8	818	799	827	43	534	126	96	96.614%
FIFTH	9	1275	1240	1288	71	948	81	140	96.273%
TWELFTH	10	1531	1470	1549	115	913	173	269	94.900%
FOURTH	11	1457	1395	1471	87	973	150	186	94.833%
EIGHTH	12	1045	1002	1057	47	747	146	62	94.797%
THIRD	13	2495	2380	2511	195	1344	370	471	94.783%
FOURTEENTH	14	861	815	876	38	570	123	84	93.037%
FIRST	15	608	569	612	37	334	66	132	92.974%
ELEVENTH	16	2802	2618	2831	139	1630	340	509	92.476%
SIXTH	17	1488	1370	1501	59	1090	114	107	91.272%
TRADITIONAL:		33507	32970	33736	2365	20115	4179	6312	97.729%
POST 141:		8062	6579	7577	46	3746	702	2085	86.829%
CYBERPOST 1919:	1		1	1	0	1	0		100.000%
SUBTOTAL:		41570	39550	41314	2411	23862	4881	8397	95.730%
NEW DMS:			0	0					
OVERALL TOTAL			39550	41314					

YEAR TO DATE TOTALS AND SUMMARY

CURRENT YEAR GOAL:	41314
MEMBERSHIP AS OF 6/12/2019 :	39550
REMAINDER TO MEET GOAL:	1764

EASTERN REGION-- FIRST DISTRICT-- (4 Posts)

Post	Location	Last Transmittal	Prior Year Mbrs	Curr Year Mbrs	6/1/2019 110% Target Goal	Curr Year Goal	New Mbrs	Ren Mbrs	Paid Up For Life	On-line	Per Cent of Goal
56	NORTHAMPTON	5/1/2019	243	229	268	244	20	131	21	57	93.852%
100	PARKSLEY	6/4/2019	31	29	35	32	2	13	5	9	90.625%
101	ONANCOCK	12/19/2018	17	14	20	18	0	5	7	2	77.778%
159	CHINCOTEAGUE	5/22/2019	317	297	350	318	15	185	33	64	93.396%
CDR: JAMES RUSSELL			608	569	673	612	37	334	66	132	92.974%

EASTERN REGION-- SECOND DISTRICT-- (14 Posts)

Post	Location	Last Transmittal	Prior Year Mbrs	Curr Year Mbrs	6/1/2019 110% Target Goal	Curr Year Goal	New Mbrs	Ren Mbrs	Paid Up For Life	On-line	Per Cent of Goal
5 ***	NORFOLK	6/4/2019	115	142	128	116	27	81	12	22	122.414%
35 ***	NORFOLK	6/4/2019	90	103	100	91	12	39	6	46	113.187%
37 ***	NORFOLK	6/12/2019	289	325	319	290	133	166	6	20	112.069%
60	NORFOLK	4/24/2019	59	50	66	60	2	28	4	16	83.333%
81 ***	VIRGINIA BEACH	4/10/2019	22	24	25	23	2	16	5	1	104.348%
110	VIRGINIA BEACH	6/12/2019	346	332	382	347	2	183	55	92	95.677%
113 ***	PRINCESS ANNE	5/14/2019	66	81	74	67	10	37	8	26	120.896%
118	NORFOLK	6/4/2019	18	14	21	19	0	6	3	5	73.684%
190	PORTSMOUTH	6/4/2019	256	240	283	257	20	183	15	22	93.385%
204 *	NORFOLK	5/29/2019	47	48	53	48	5	38	0	5	100.000%
280 ***	CHESAPEAKE	6/4/2019	406	415	448	407	34	213	57	111	101.966%
310 *	CHURCHLAND	4/24/2019	65	66	73	66	1	43	6	16	100.000%
327 ***	NORFOLK	6/12/2019	900	916	991	901	98	541	82	195	101.665%
1992	VIRGINIA BEACH	4/2/2019	26	23	30	27	8	13	2	0	85.185%
CDR: JOHN SCHENK, SR (327)			2705	2779	2991	2719	354	1587	261	577	102.207%

EASTERN REGION-- THIRD DISTRICT-- (16 Posts)

Post	Location	Last Transmittal	Prior Year Mbrs	Curr Year Mbrs	6/1/2019 110% Target Goal	Curr Year Goal	New Mbrs	Ren Mbrs	Paid Up For Life	On-line	Per Cent of Goal
25 ***	NEWPORT NEWS	6/4/2019	405	435	447	406	78	228	46	83	107.143%
31	HAMPTON	4/3/2019	63	60	70	64	0	29	17	14	93.750%
39 *	WILLIAMSBURG	4/30/2019	106	107	118	107	1	62	15	29	100.000%
48	HAMPTON	6/12/2019	96	92	107	97	4	39	25	24	94.845%
61	CHARLES CITY	4/17/2019	41	32	46	42	1	25	1	5	76.190%
67	HAMPTON	5/22/2019	178	139	197	179	13	79	32	15	77.654%
75 ***	GLOUCESTER	6/12/2019	185	188	205	186	15	100	36	37	101.075%
83	MATHEWS	2/27/2019	166	155	184	167	2	110	18	25	92.814%
165 ***	YORKTOWN	3/29/2019	29	31	33	30	1	18	6	6	103.333%
172	WEST POINT	12/19/2018	16	11	19	17	0	7	3	1	64.706%
273	POQUOSON	3/6/2019	127	121	141	128	6	65	28	22	94.531%
314	AYLETT	1/31/2019	29	28	33	30	1	13	10	4	93.333%

EASTERN REGION-- THIRD DISTRICT-- (16 Posts)

Post	Location	Last Transmittal	Prior Year Mbrs	Curr Year Mbrs	6/1/2019 110% Target Goal	Curr Year Goal	New Mbrs	Ren Mbrs	Paid Up For Life	On-line	Per Cent of Goal
368	NEWPORT NEWS	6/4/2019	911	847	1003	912	70	503	110	164	92.873%
1776	WILLIAMSBURG	4/3/2019	84	76	94	85	1	39	11	25	89.412%
1991 ***	TABB	3/13/2019	39	41	44	40	2	27	4	8	102.500%
1997	HAMPTON	4/3/2019	20	17	23	21	0	0	8	9	80.952%
CDR: RICHARD WARD (75)			2495	2380	2762	2511	195	1344	370	471	94.783%

EASTERN REGION-- FOURTH DISTRICT-- (14 Posts)

Post	Location	Last Transmittal	Prior Year Mbrs	Curr Year Mbrs	6/1/2019 110% Target Goal	Curr Year Goal	New Mbrs	Ren Mbrs	Paid Up For Life	On-line	Per Cent of Goal
2	PETERSBURG	5/22/2019	368	343	406	369	25	225	38	55	92.954%
46	EMPORIA	5/29/2019	33	29	37	34	0	25	2	2	85.294%
49 *	SMITHFIELD	5/14/2019	154	155	171	155	6	108	13	28	100.000%
57	SUFFOLK	6/12/2019	77	76	86	78	3	62	5	6	97.436%
73	FRANKLIN	6/4/2019	81	75	90	82	2	51	11	11	91.463%
88	SUFFOLK	4/2/2019	78	77	87	79	6	40	11	21	97.468%
120	DISPUTANTA	5/22/2019	126	120	140	127	13	73	21	13	94.488%
146 ***	HOPEWELL	6/3/2019	343	350	378	344	26	255	36	33	101.744%
149	DINWIDDIE	4/3/2019	33	33	37	34	1	22	3	7	97.059%
151	EMPORIA	6/3/2019	72	53	80	73	1	48	3	1	72.603%
160	SURRY	12/18/2018	40	38	45	41	4	24	5	5	92.683%
191	WAVERLY	3/13/2019	14	13	17	15	0	10	0	3	86.667%
264	JARRATT	5/22/2019	20	19	23	21	0	16	2	1	90.476%
276	BOYKINS	6/12/2019	18	14	21	19	0	14	0	0	73.684%
CDR: M COMBO-FARRIS(120)			1457	1395	1618	1471	87	973	150	186	94.833%

EASTERN REGION-- ELEVENTH DISTRICT-- (20 Posts)

Post	Location	Last Transmittal	Prior Year Mbrs	Curr Year Mbrs	6/1/2019 110% Target Goal	Curr Year Goal	New Mbrs	Ren Mbrs	Paid Up For Life	On-line	Per Cent of Goal
1	RICHMOND	5/28/2019	141	89	156	142	11	37	18	23	62.676%
38	RICHMOND	11/1/2018	19	10	22	20	0	8	1	1	50.000%
84	RICHMOND	5/22/2019	117	112	130	118	6	71	19	16	94.915%
87	AMELIA	5/22/2019	50	49	56	51	2	34	10	3	96.078%
91	CHESTERFIELD	10/16/2018	5	4	17	15	0	0	2	2	26.667%
108	RICHMOND	5/14/2019	20	17	23	21	0	13	3	1	80.952%
125	RICHMOND	5/22/2019	104	88	116	105	6	68	6	8	83.810%
136 ***	ETTRICK	1/2/2019	19	22	22	20	0	20	0	2	110.000%
137	RICHMOND	6/12/2019	153	130	169	154	4	84	20	22	84.416%
144	HIGHLAND SPRINGS	4/3/2019	187	172	207	188	14	116	20	22	91.489%
186	MIDLOTHIAN	6/12/2019	369	355	407	370	15	227	36	77	95.946%
189	RICHMOND	5/8/2019	26	24	30	27	0	15	7	2	88.889%

EASTERN REGION-- ELEVENTH DISTRICT-- (20 Posts)

Post	Location	Last Transmittal	Prior Year Mbrs	Curr Year Mbrs	6/1/2019 110% Target Goal	Curr Year Goal	New Mbrs	Ren Mbrs	Paid Up For Life	On-line	Per Cent of Goal
201 ***	POWHATAN	4/30/2019	100	109	111	101	2	77	16	14	107.921%
210 ***	RICHMOND	5/8/2019	14	16	17	15	0	12	2	2	106.667%
233	RICHMOND	6/4/2019	59	54	66	60	1	42	7	4	90.000%
242 ***	SANDSTON	6/12/2019	71	76	79	72	6	59	7	4	105.556%
244	GLEN ALLEN	5/22/2019	109	103	121	110	1	75	7	20	93.636%
284	COLONIAL HEIGHTS	6/4/2019	1075	1022	1184	1076	61	582	150	229	94.981%
354 ***	RICHMOND	5/8/2019	124	130	138	125	10	69	4	47	104.000%
361	RICHMOND	1/23/2019	40	36	45	41	0	21	5	10	87.805%
CDR: JAMES WALSH (244)			2802	2618	3114	2831	139	1630	340	509	92.476%

EASTERN REGION-- TWELFTH DISTRICT-- (14 Posts)

Post	Location	Last Transmittal	Prior Year Mbrs	Curr Year Mbrs	6/1/2019 110% Target Goal	Curr Year Goal	New Mbrs	Ren Mbrs	Paid Up For Life	On-line	Per Cent of Goal
55	FREDERICKSBURG	5/8/2019	227	211	251	228	35	140	22	14	92.544%
64	TAPPAHANNOCK	3/20/2019	45	40	51	46	0	25	3	12	86.957%
82	SALUDA	2/6/2019	23	19	26	24	0	3	6	10	79.167%
86	KILMARNOCK	3/6/2019	75	71	84	76	1	43	12	15	93.421%
89	KING GEORGE	5/22/2019	162	144	179	163	1	75	33	35	88.344%
115	FARNHAM	10/31/2018	18	5	21	19	1	4	0	0	26.316%
117	REEDVILLE	6/4/2019	127	120	141	128	3	95	10	12	93.750%
148 ***	COLONIAL BEACH	6/12/2019	279	305	308	280	48	196	16	45	108.929%
221 ***	CAROLINE COUNTY	5/22/2019	38	41	43	39	5	24	4	8	105.128%
241 *	STORMONT	9/4/2018	10	11	17	15	2	9	0	0	73.333%
252 *	MONTROSS	1/30/2019	60	61	67	61	0	43	10	8	100.000%
320	SPOTSYLVANIA	6/12/2019	381	359	420	382	17	190	50	102	93.979%
329 ***	DAHLGREN	11/14/2018	40	42	45	41	2	38	2	0	102.439%
401	WARSAW	6/4/2019	46	41	52	47	0	28	5	8	87.234%
CDR: DONNELL JOHNSON (5)			1531	1470	1704	1549	115	913	173	269	94.900%

NORTHERN REGION-- THIRTEENTH DISTRICT-- (10 Posts)

Post	Location	Last Transmittal	Prior Year Mbrs	Curr Year Mbrs	6/1/2019 110% Target Goal	Curr Year Goal	New Mbrs	Ren Mbrs	Paid Up For Life	On-line	Per Cent of Goal
74	CHARLOTTESVILLE	6/5/2019	797	780	878	798	60	452	140	128	97.744%
90 ***	BEAVERDAM	6/5/2019	58	65	65	59	11	39	5	10	110.169%
116	LOUISA	5/1/2019	122	120	135	123	3	70	13	34	97.561%
128 ***	STANARDSVILLE	6/4/2019	92	117	102	93	15	89	4	9	125.806%
156	ORANGE	6/4/2019	173	166	191	174	7	115	19	25	95.402%
157	MADISON	2/14/2019	129	117	143	130	8	63	18	28	90.000%
175 ***	MECHANICSVILLE	4/30/2019	333	341	367	334	14	219	34	74	102.096%
206	ASHLAND	4/24/2019	35	35	40	36	0	27	5	3	97.222%

NORTHERN REGION-- THIRTEENTH DISTRICT-- (10 Posts)

Post	Location	Last Transmittal	Prior Year Mbrs	Curr Year Mbrs	6/1/2019 110% Target Goal	Curr Year Goal	New Mbrs	Ren Mbrs	Paid Up For On-line Life	Per Cent of Goal	
215	GOOCHLAND	6/5/2019	140	132	155	141	13	72	21	26	93.617%
2003	FLUVANNA COUNTY	5/22/2019	159	150	176	160	11	83	16	40	93.750%
CDR: PHIL GRIMM (74)			2038	2023	2253	2048	142	1229	275	377	98.779%

NORTHERN REGION-- FOURTEENTH DISTRICT-- (10 Posts)

Post	Location	Last Transmittal	Prior Year Mbrs	Curr Year Mbrs	6/1/2019 110% Target Goal	Curr Year Goal	New Mbrs	Ren Mbrs	Paid Up For On-line Life	Per Cent of Goal	
13	STAUNTON	6/12/2019	165	158	188	171	10	110	17	21	92.398%
27	DAYTON	5/28/2019	192	176	212	193	4	128	26	18	91.192%
76	HARRISONBURG	12/5/2018	35	33	40	36	0	27	5	1	91.667%
92	BATH COUNTY	4/8/2019	14	12	17	15	0	8	3	1	80.000%
126 *	BUENA VISTA	6/4/2019	78	79	87	79	6	59	8	6	100.000%
188 ***	HARRISONBURG	6/4/2019	176	182	195	177	15	138	10	19	102.825%
222	ELKTON	9/25/2018	14	12	17	15	0	11	0	1	80.000%
278	PLAINS DISTRICT	9/10/2018	21	19	24	22	0	0	19	0	86.364%
291	LEXINGTON	12/5/2018	14	11	17	15	0	9	0	2	73.333%
340	EAST AUGUSTA COU	5/1/2019	152	133	168	153	3	80	35	15	86.928%
CDR: JOE MCGUGAN(340)			861	815	964	876	38	570	123	84	93.037%

NORTHERN REGION-- FIFTEENTH DISTRICT-- (7 Posts)

Post	Location	Last Transmittal	Prior Year Mbrs	Curr Year Mbrs	6/1/2019 110% Target Goal	Curr Year Goal	New Mbrs	Ren Mbrs	Paid Up For On-line Life	Per Cent of Goal	
21 ***	WINCHESTER	6/12/2019	455	473	502	456	37	355	41	40	103.728%
22	LURAY	5/8/2019	70	65	78	71	2	41	13	9	91.549%
41	BERRYVILLE	5/14/2019	173	168	191	174	3	127	6	32	96.552%
53	FRONT ROYAL	6/12/2019	339	325	374	340	13	239	38	35	95.588%
77 ***	STRASBURG	4/3/2019	280	284	309	281	17	224	18	25	101.068%
166	NEW MARKET	5/8/2019	147	142	163	148	1	96	24	21	95.946%
199	WOODSTOCK	6/4/2019	390	370	430	391	8	276	29	57	94.629%
CDR: G. NELSON RITTER (21)			1854	1827	2047	1861	81	1358	169	219	98.173%

NORTHERN REGION-- SIXTEENTH DISTRICT-- (17 Posts)

Post	Location	Last Transmittal	Prior Year Mbrs	Curr Year Mbrs	6/1/2019 110% Target Goal	Curr Year Goal	New Mbrs	Ren Mbrs	Paid Up For On-line Life	Per Cent of Goal	
10 ***	MANASSAS	6/12/2019	789	814	869	790	66	397	112	239	103.038%
28 ***	TRIANGLE	6/3/2019	276	278	305	277	28	135	43	72	100.361%
34 ***	LEESBURG	3/6/2019	89	95	99	90	8	42	23	22	105.556%
72 ***	WARRENTON	6/12/2019	417	419	460	418	28	234	55	102	100.239%
114	MANASSAS	5/22/2019	57	50	64	58	5	25	14	6	86.207%

NORTHERN REGION-- SIXTEENTH DISTRICT-- (17 Posts)

Post	Location	Last Transmittal	Prior Year Mbrs	Curr Year Mbrs	6/1/2019 110% Target Goal	Curr Year Goal	New Mbrs	Ren Mbrs	Paid Up For Life	On-line	Per Cent of Goal
150	STERLING PARK	5/22/2019	94	94	105	95	1	50	16	27	98.947%
158	MANASSAS	9/10/2018	28	18	32	29	0	13	5	0	62.069%
247	REMINGTON	5/22/2019	93	93	103	94	7	28	25	33	98.936%
290 ***	STAFFORD	6/10/2019	705	739	777	706	105	359	86	189	104.674%
293 ***	PURCELLVILLE	6/12/2019	213	227	235	214	42	96	15	74	106.075%
295 ***	MIDDLEBURG	3/20/2019	22	26	25	23	4	16	1	5	113.043%
330	CULPEPER	5/22/2019	179	173	198	180	11	101	25	36	96.111%
360	WARRENTON	4/3/2019	29	25	33	30	0	17	7	1	83.333%
364 ***	WOODBIDGE	6/12/2019	1003	1113	1104	1004	104	517	190	302	110.857%
1799 ***	HAYMARKET	2/6/2019	112	117	124	113	13	42	16	46	103.540%
1836 ***	LOVETTSVILLE	2/27/2019	40	49	45	41	13	34	2	0	119.512%
2001 ***	ASHBURN	6/4/2019	90	104	100	91	17	30	17	40	114.286%
CDR: SONNIE DICKERSON (3)			4236	4434	4678	4253	452	2136	652	1194	104.256%

NORTHERN REGION-- SEVENTEENTH DISTRICT-- (18 Posts)

Post	Location	Last Transmittal	Prior Year Mbrs	Curr Year Mbrs	6/1/2019 110% Target Goal	Curr Year Goal	New Mbrs	Ren Mbrs	Paid Up For Life	On-line	Per Cent of Goal
24 ***	ALEXANDRIA	6/4/2019	724	736	798	725	45	285	126	280	101.517%
44 *	ARLINGTON	4/4/2019	82	83	91	83	2	49	16	16	100.000%
85	ARLINGTON	5/22/2019	146	138	162	147	12	73	16	37	93.878%
123 *	GREENSPRING	4/30/2019	55	56	62	56	3	36	16	1	100.000%
129 ***	ALEXANDRIA	6/4/2019	17	23	20	18	0	8	5	10	127.778%
130	FALLS CHURCH	5/28/2019	213	193	235	214	10	109	24	50	90.187%
139	ARLINGTON	6/4/2019	250	231	276	251	6	121	38	66	92.032%
162	LORTON	6/4/2019	398	338	439	399	9	180	40	109	84.712%
176 ***	SPRINGFIELD	6/12/2019	1376	1424	1515	1377	71	700	229	424	103.413%
177	FAIRFAX	6/4/2019	971	936	1069	972	34	479	143	280	96.296%
180 ***	VIENNA	6/4/2019	648	678	714	649	87	358	76	157	104.468%
184 ***	HERNDON	6/12/2019	200	208	221	201	3	100	44	61	103.483%
194 ***	ARLINGTON	6/5/2019	44	47	50	45	3	35	8	1	104.444%
225 *	FALLS CHURCH	6/4/2019	29	30	33	30	4	18	8	0	100.000%
270	McLEAN	5/1/2019	313	272	345	314	25	140	45	62	86.624%
1775 ***	FORT BELVOIR	3/6/2019	40	53	45	41	0	27	14	12	129.268%
1976	ANNANDALE	5/22/2019	311	297	343	312	17	186	37	57	95.192%
1995 ***	CENTREVILLE	5/22/2019	132	155	146	133	2	63	39	51	116.541%
CDR: TOMMY POWELL (130)			5949	5898	6564	5967	333	2967	924	1674	98.844%

WESTERN REGION-- FIFTH DISTRICT-- (13 Posts)

Post	Location	Last Transmittal	Prior Year Mbrs	Curr Year Mbrs	6/1/2019 110% Target Goal	Curr Year Goal	New Mbrs	Ren Mbrs	Paid Up For Life	On-line	Per Cent of Goal
------	----------	------------------	-----------------	----------------	---------------------------	----------------	----------	----------	------------------	---------	------------------

WESTERN REGION-- FIFTH DISTRICT-- (13 Posts)

Post	Location	Last Transmittal	Prior Year Mbrs	Curr Year Mbrs	6/1/2019 110% Target Goal	Curr Year Goal	New Mbrs	Ren Mbrs	Paid Up For Life	On-line	Per Cent of Goal
8	SOUTH BOSTON	5/22/2019	270	266	298	271	14	211	18	23	98.155%
32 ***	FARMVILLE	5/28/2019	38	51	43	39	8	34	2	7	130.769%
40 *	BLACKSTONE	12/18/2018	17	18	20	18	1	13	4	0	100.000%
43	CHASE CITY	4/30/2019	83	76	92	84	0	67	5	4	90.476%
45 ***	CLARKSVILLE	5/8/2019	42	48	47	43	3	23	6	16	111.628%
50	CREWE	4/17/2019	45	37	51	46	0	16	8	13	80.435%
65 ***	LAWRENCEVILLE	2/7/2019	20	22	23	21	3	18	1	0	104.762%
79	SOUTH HILL	5/14/2019	381	354	420	382	7	289	14	44	92.670%
94 ***	ALBERTA	10/17/2018	15	19	18	16	3	14	1	1	118.750%
99	HALIFAX	6/4/2019	183	163	202	184	17	126	9	11	88.587%
147 ***	KENBRIDGE	5/14/2019	51	54	57	52	5	34	9	6	103.846%
260	KEYSVILLE	6/4/2019	102	93	113	103	1	73	4	15	90.291%
342 ***	VOLENS	4/16/2019	28	39	32	29	9	30	0	0	134.483%
CDR: TOM HART (147)			1275	1240	1417	1288	71	948	81	140	96.273%

WESTERN REGION-- SIXTH DISTRICT-- (13 Posts)

Post	Location	Last Transmittal	Prior Year Mbrs	Curr Year Mbrs	6/1/2019 110% Target Goal	Curr Year Goal	New Mbrs	Ren Mbrs	Paid Up For Life	On-line	Per Cent of Goal
6	ROCKY MOUNT	4/3/2019	87	77	97	88	1	67	5	4	87.500%
11	BASSETT	12/19/2018	40	30	45	41	0	23	4	3	73.171%
29 ***	DANVILLE	6/12/2019	166	169	184	167	9	146	8	6	101.198%
42	MARTINSVILLE	6/4/2019	94	82	105	95	2	64	6	10	86.316%
47	CHATHAM	4/3/2019	21	8	24	22	0	0	2	6	36.364%
78 *	MARTINSVILLE	6/12/2019	190	191	210	191	5	161	12	13	100.000%
96	CALLAWAY	12/19/2018	15	14	18	16	0	13	0	1	87.500%
105	STUART	5/22/2019	65	62	73	66	1	48	7	6	93.939%
111 ***	ROCKY MOUNT	6/12/2019	38	40	43	39	4	20	11	5	102.564%
127	FLOYD	3/20/2019	76	71	85	77	3	52	10	6	92.208%
232	GRETNA	5/14/2019	92	81	102	93	4	68	3	6	87.097%
325	DANVILLE	4/24/2019	278	251	307	279	3	210	19	19	89.964%
1097	DANVILLE	6/4/2019	326	294	360	327	27	218	27	22	89.908%
CDR: ANN BOWER			1488	1370	1651	1501	59	1090	114	107	91.272%

WESTERN REGION-- SEVENTH DISTRICT-- (9 Posts)

Post	Location	Last Transmittal	Prior Year Mbrs	Curr Year Mbrs	6/1/2019 110% Target Goal	Curr Year Goal	New Mbrs	Ren Mbrs	Paid Up For Life	On-line	Per Cent of Goal
7 ***	PULASKI	4/2/2019	121	124	134	122	4	105	8	7	101.639%
9 ***	WYTHEVILLE	3/27/2019	112	115	124	113	6	66	31	12	101.770%
18	MARION	5/28/2019	59	54	66	60	2	41	6	5	90.000%
20	BLAND	4/3/2019	50	44	56	51	1	36	3	4	86.275%

WESTERN REGION-- SEVENTH DISTRICT-- (9 Posts)

Post	Location	Last Transmittal	Prior Year Mbrs	Curr Year Mbrs	6/1/2019 110% Target Goal	Curr Year Goal	New Mbrs	Ren Mbrs	Paid Up For Life	On-line	Per Cent of Goal
58 ***	DUBLIN	3/26/2019	45	57	51	46	10	46	1	0	123.913%
68	NARROWS	4/24/2019	85	75	95	86	3	52	18	2	87.209%
229	RURAL RETREAT	3/20/2019	135	132	150	136	2	86	32	12	97.059%
245 ***	GALAX	3/26/2019	126	131	140	127	9	102	12	8	103.150%
311 ***	PEMBROKE	3/7/2019	45	47	51	46	4	36	3	4	102.174%
CDR: BILL HOGG (311)			778	779	866	787	41	570	114	54	98.983%

WESTERN REGION-- EIGHTH DISTRICT-- (12 Posts)

Post	Location	Last Transmittal	Prior Year Mbrs	Curr Year Mbrs	6/1/2019 110% Target Goal	Curr Year Goal	New Mbrs	Ren Mbrs	Paid Up For Life	On-line	Per Cent of Goal
12	ABINGDON	6/4/2019	89	76	99	90	0	57	12	7	84.444%
14	POCAHONTAS	4/8/2019	85	75	95	86	3	61	7	4	87.209%
122	BLUEFIELD	9/10/2018	21	16	24	22	0	2	14	0	72.727%
133 ***	TAZEWELL	4/30/2019	104	116	116	105	7	90	10	9	110.476%
135	DAMASCUS	5/28/2019	37	35	42	38	1	29	2	3	92.105%
164	GRUNDY	5/22/2019	359	334	396	360	3	240	76	15	92.778%
185	JONESVILLE	4/3/2019	47	45	53	48	0	32	6	7	93.750%
208	LEBANON	6/12/2019	75	71	84	76	2	57	9	3	93.421%
227	CLINTWOOD	9/25/2018	17	14	20	18	0	11	3	0	77.778%
243 ***	NORTON	4/8/2019	81	93	90	82	25	57	6	5	113.415%
265 *	GATE CITY	4/30/2019	111	112	123	112	4	101	1	6	100.000%
775	POCAHONTAS SCC	5/1/2019	19	15	22	20	2	10	0	3	75.000%
CDR: PERRY JOHNSON(133)			1045	1002	1163	1057	47	747	146	62	94.797%

WESTERN REGION-- NINTH DISTRICT-- (9 Posts)

Post	Location	Last Transmittal	Prior Year Mbrs	Curr Year Mbrs	6/1/2019 110% Target Goal	Curr Year Goal	New Mbrs	Ren Mbrs	Paid Up For Life	On-line	Per Cent of Goal
3	ROANOKE	6/12/2019	362	357	399	363	29	230	48	50	98.347%
4	COVINGTON	1/16/2019	54	48	61	55	0	40	5	3	87.273%
30	RADFORD	3/20/2019	30	26	34	31	0	18	5	3	83.871%
59 ***	CHRISTIANSBURG	3/13/2019	78	80	87	79	4	59	12	5	101.266%
80	VINTON	4/9/2019	81	73	90	82	1	57	12	3	89.024%
93 ***	BUCHANAN	6/4/2019	49	51	55	50	2	29	8	12	102.000%
182	BLACKSBURG	5/1/2019	45	41	51	46	1	22	7	11	89.130%
240 ***	TROUTVILLE	4/8/2019	47	52	53	48	4	34	13	1	108.333%
248	ROANOKE	5/1/2019	72	71	80	73	2	45	16	8	97.260%
CDR: GENE MALINOWSKI (5)			818	799	910	827	43	534	126	96	96.614%

WESTERN REGION-- TENTH DISTRICT-- (11 Posts)

Post	Location	Last Transmittal	Prior Year Mbrs	Curr Year Mbrs	6/1/2019 110% Target Goal	Curr Year Goal	New Mbrs	Ren Mbrs	Paid Up For Life	On-line	Per Cent of Goal
16	LYNCHBURG	6/12/2019	934	934	1029	935	91	713	33	97	99.893%
17 ***	LOVINGSTON	3/13/2019	60	63	67	61	3	49	6	5	103.279%
36 *	ALTAVISTA	3/6/2019	51	52	57	52	3	37	5	7	100.000%
52	BROOKNEAL	5/28/2019	41	38	46	42	3	34	1	0	90.476%
54	BEDFORD	6/5/2019	132	123	146	133	4	80	22	17	92.481%
62 ***	SMITH MTN LAKE	3/28/2019	31	33	35	32	1	16	5	11	103.125%
104 ***	APPOMATTOX	6/4/2019	155	157	172	156	15	107	17	18	100.641%
134 ***	DILLWYN	6/4/2019	31	35	35	32	4	29	0	2	109.375%
217	BIG ISLAND	10/31/2018	22	21	25	23	0	20	1	0	91.304%
269 *	CUMBERLAND	2/26/2019	33	34	37	34	3	29	1	1	100.000%
274 ***	MADISON HEIGHTS	3/28/2019	77	82	86	78	4	71	4	3	105.128%
CDR: MICHAEL TOMLIN (21			1567	1572	1736	1578	131	1185	95	161	99.620%

*** POSTS EQUALING OR SURPASSING THEIR PRIOR YEAR MEMBERSHIP**

***** POSTS EQUALING OR SURPASSING THEIR CURRENT YEAR GOAL**

+ POSTS EQUALING OR SURPASSING THEIR TARGET GOAL